



Los Angeles City College

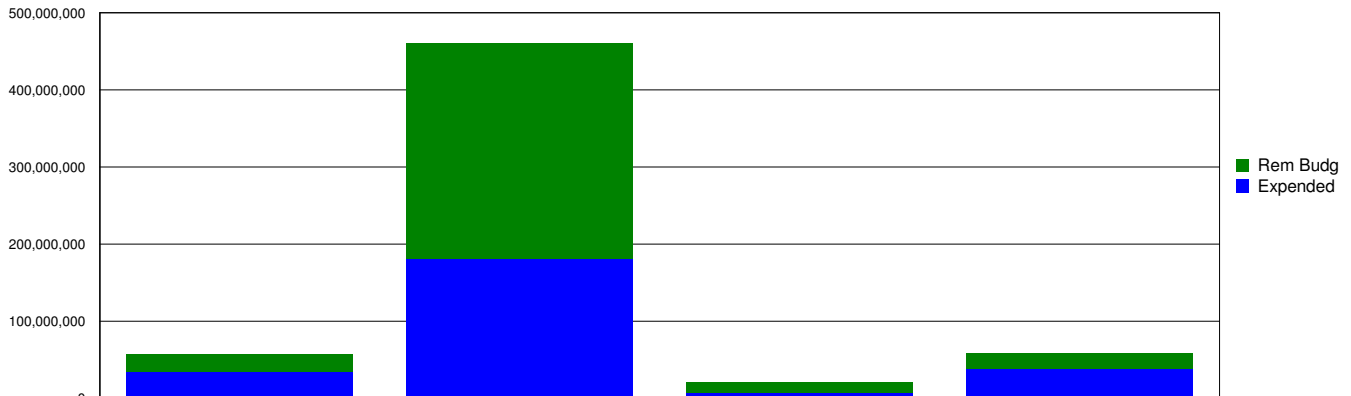
Description:

Los Angeles City College is a 48-acre site consisting of educational and admin facilities, parking areas, athletic facilities and fields and central quad areas to service its growing student population. Recent completed projects include MLK Library, Student/Faculty Parking Structure, Child Development Center, Central Plant and the Science & Technology Building.

| Progress | Programming | | Design | | DSA Review | | Bid and Award | | Construction | |
|----------|-------------|----|-------------|----|-------------|----|---------------|----|--------------|----|
| | In Progress | 3 | In Progress | 3 | In Progress | 7 | In Progress | 1 | In Progress | 6 |
| | Suspended | 0 | Suspended | 0 | Suspended | 0 | Suspended | 0 | Suspended | 0 |
| | Completed | 50 | Completed | 47 | Completed | 40 | Completed | 37 | Completed | 31 |

Projects On-Hold: 0

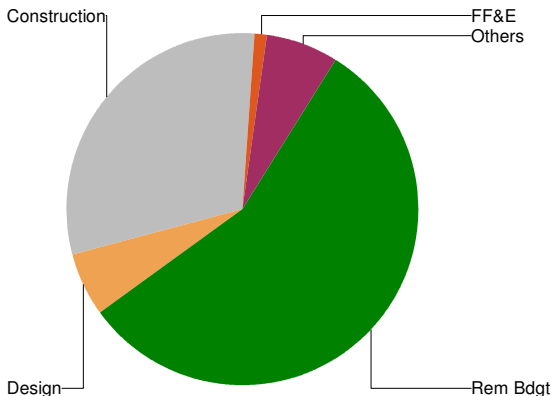
Comparative Graph



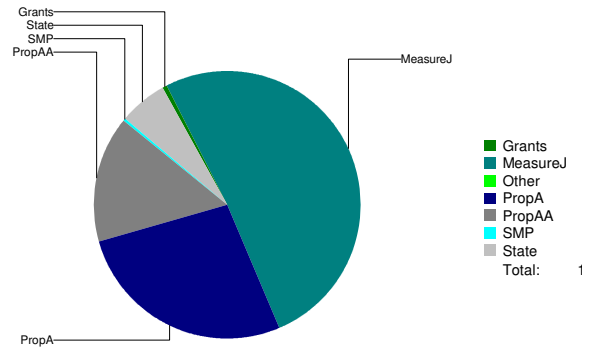
Summary Table

| | Design & Other Soft Costs | Construction & Other Hard Costs | FF&E | Other | Total |
|----------|---------------------------|---------------------------------|--------------|--------------|---------------|
| Base | \$57,408,937 | \$460,062,652 | \$20,681,706 | \$58,140,471 | \$596,293,765 |
| Actuals | \$34,753,324 | \$180,560,729 | \$7,137,073 | \$39,028,073 | \$261,479,200 |
| Rem Bdgt | \$22,655,613 | \$279,501,923 | \$13,544,633 | \$19,112,397 | \$334,814,566 |

Budget VS. Actual



Funding Sources





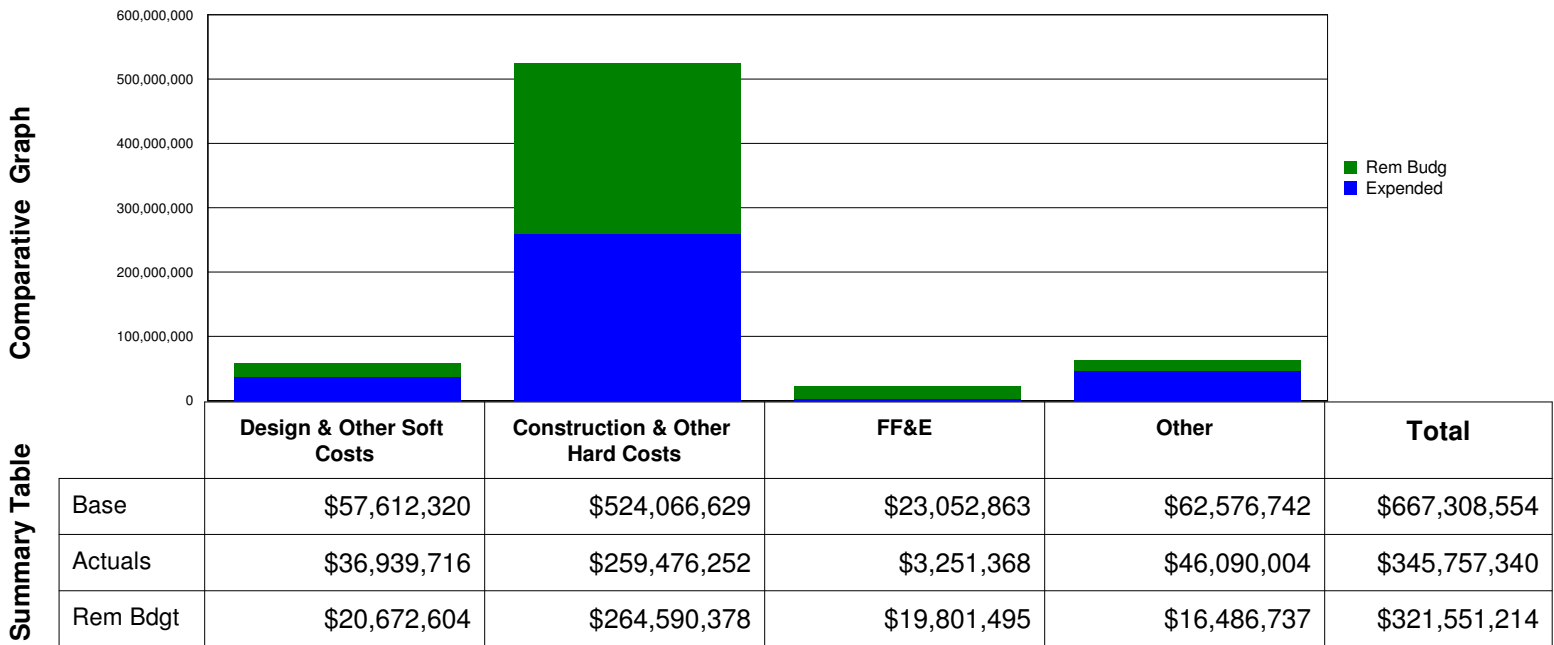
East Los Angeles College

Description:

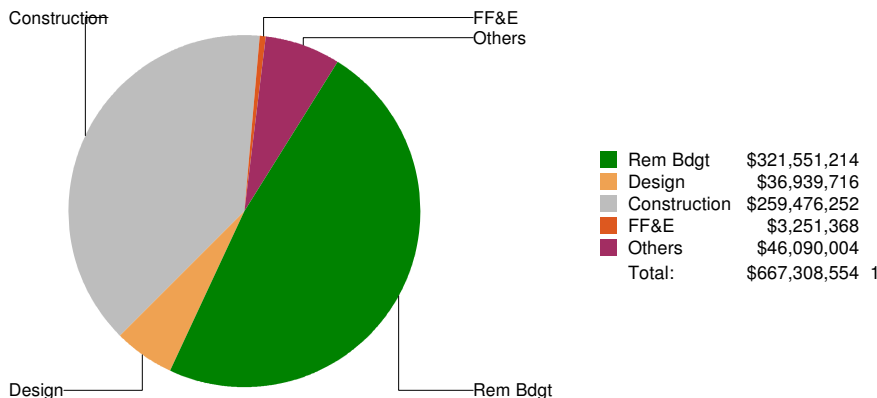
East LA College campus covers an 88 acre area servicing about 28,000 students. It includes educational and administrative facilities, surface parking lots, sport facilities, athletic fields including an Olympic size stadium and open spaces. Most of the College educational buildings are located along the eastern half of the campus. The athletic fields are located to the west of the academic buildings. Parking is located in several locations mainly along the NE and NW of the campus.

| Progress | Programming | | Design | | DSA Review | | Bid and Award | | Construction | |
|----------|-------------|----|-------------|----|-------------|----|---------------|----|--------------|----|
| | In Progress | 0 | In Progress | 2 | In Progress | 2 | In Progress | 2 | In Progress | 9 |
| | Suspended | 0 | Suspended | 0 | Suspended | 0 | Suspended | 0 | Suspended | 0 |
| | Completed | 78 | Completed | 71 | Completed | 69 | Completed | 64 | Completed | 55 |

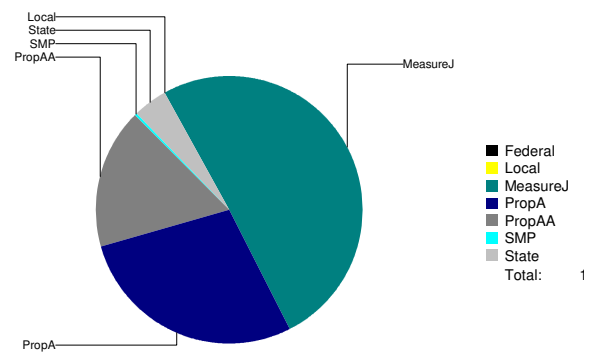
Projects On-Hold: 0



Budget VS. Actual



Funding Sources





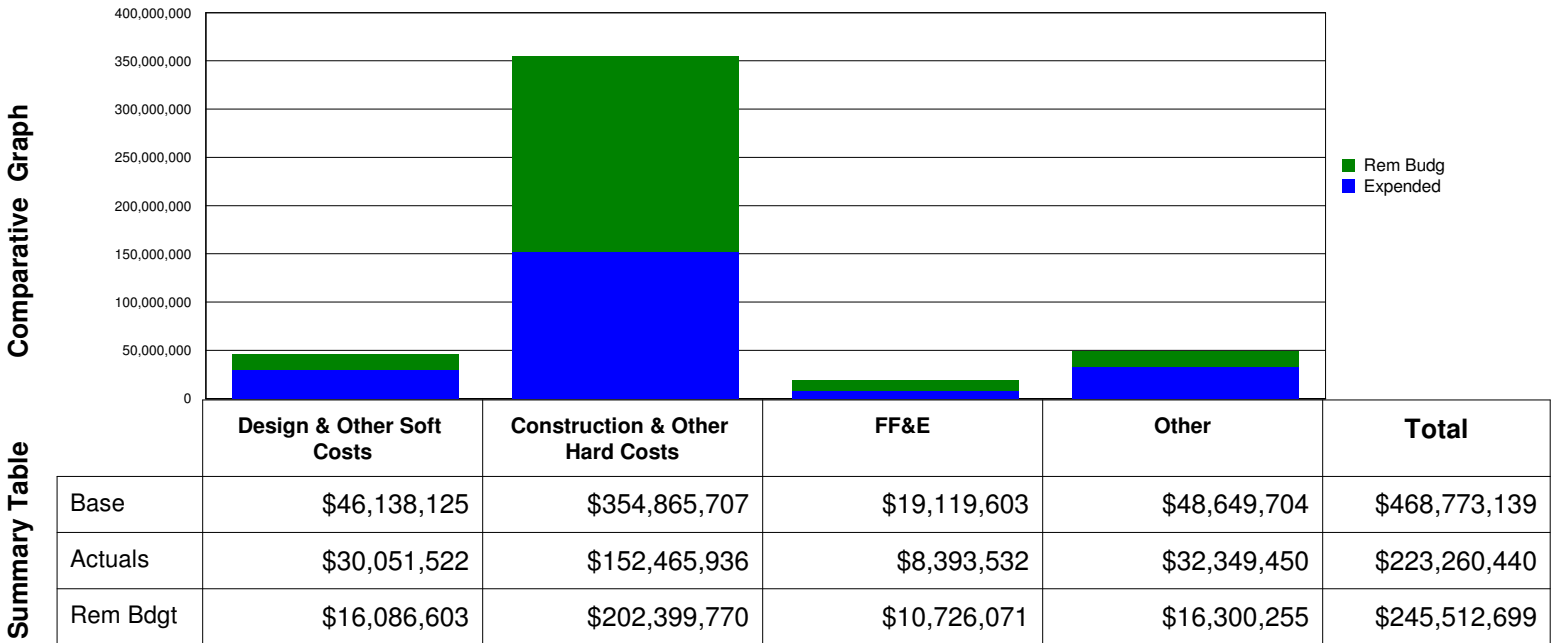
Los Angeles Harbor College

Description:

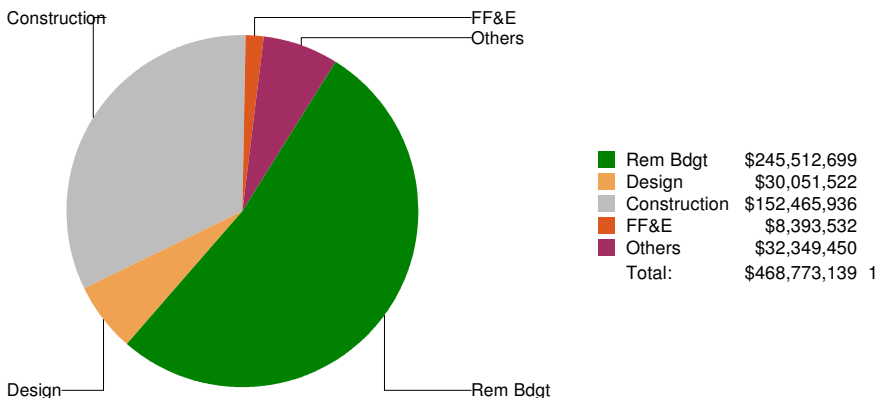
Harbor College campus encompasses 65 acres and includes educational and administration facilities, surface parking lots, athletic fields, sport facilities and open space. Most of the College's educational buildings are located in the northern half of the campus. The athletic fields are located to the south of the academic buildings. Parking is located on the southern half and in the northwest corner of the campus.

| Progress | Programming | | Design | | DSA Review | | Bid and Award | | Construction | |
|----------|-------------|----|-------------|----|-------------|----|---------------|----|--------------|----|
| | In Progress | 6 | In Progress | 8 | In Progress | 4 | In Progress | 2 | In Progress | 4 |
| | Suspended | 0 | Suspended | 0 | Suspended | 0 | Suspended | 0 | Suspended | 0 |
| | Completed | 47 | Completed | 43 | Completed | 39 | Completed | 37 | Completed | 33 |

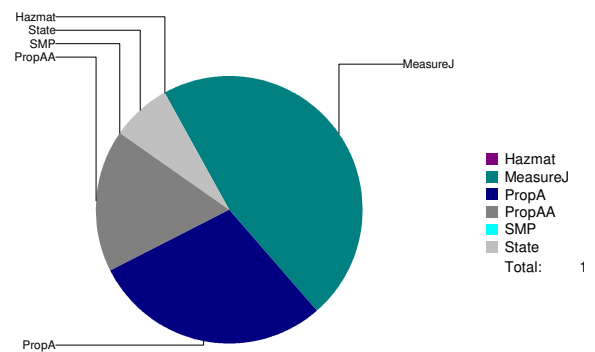
Projects On-Hold: 0



Budget VS. Actual



Funding Sources





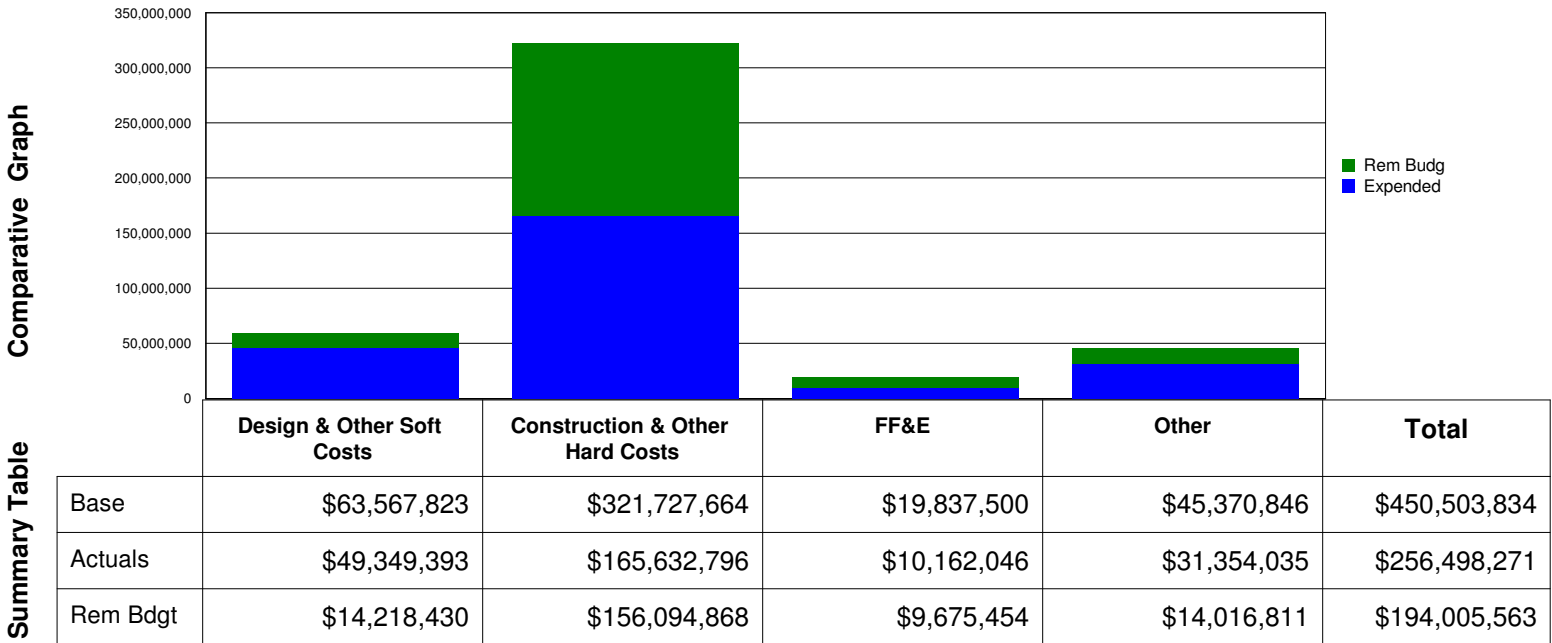
Los Angeles Mission College

Description:

Spread on approximately 22 acres, LA Mission College serves roughly 10,500 students coming from LA and Ventura Counties. The mission of LA Mission College is to help students succeed in their personal and professional endeavors. To facilitate this, Mission College has planned new facilities under Proposition A, AA & Measure J program that includes parking structures, office buildings, class rooms, Gymnasiums, and others.

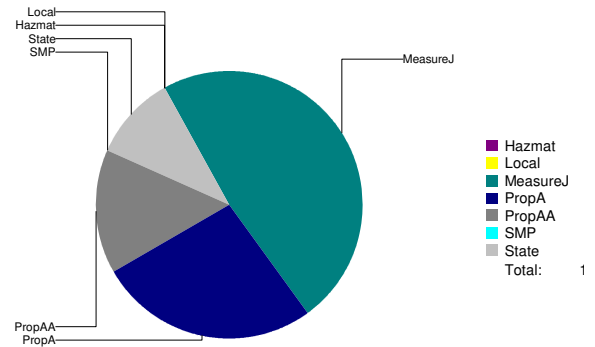
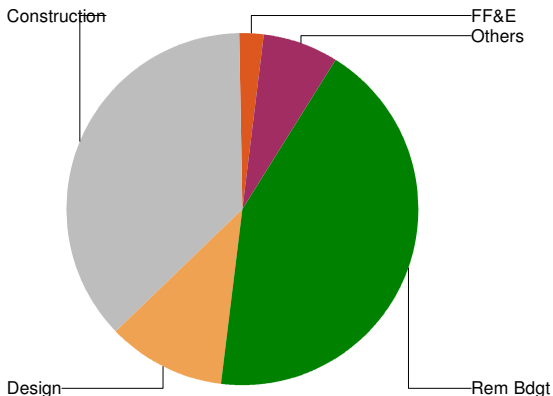
| Progress | Programming | | Design | | DSA Review | | Bid and Award | | Construction | |
|----------|-------------|----|-------------|----|-------------|----|---------------|----|--------------|----|
| | In Progress | 0 | In Progress | 4 | In Progress | 1 | In Progress | 0 | In Progress | 3 |
| | Suspended | 0 | Suspended | 0 | Suspended | 0 | Suspended | 0 | Suspended | 0 |
| | Completed | 52 | Completed | 53 | Completed | 52 | Completed | 52 | Completed | 49 |

Projects On-Hold: 0



Budget VS. Actual

Funding Sources





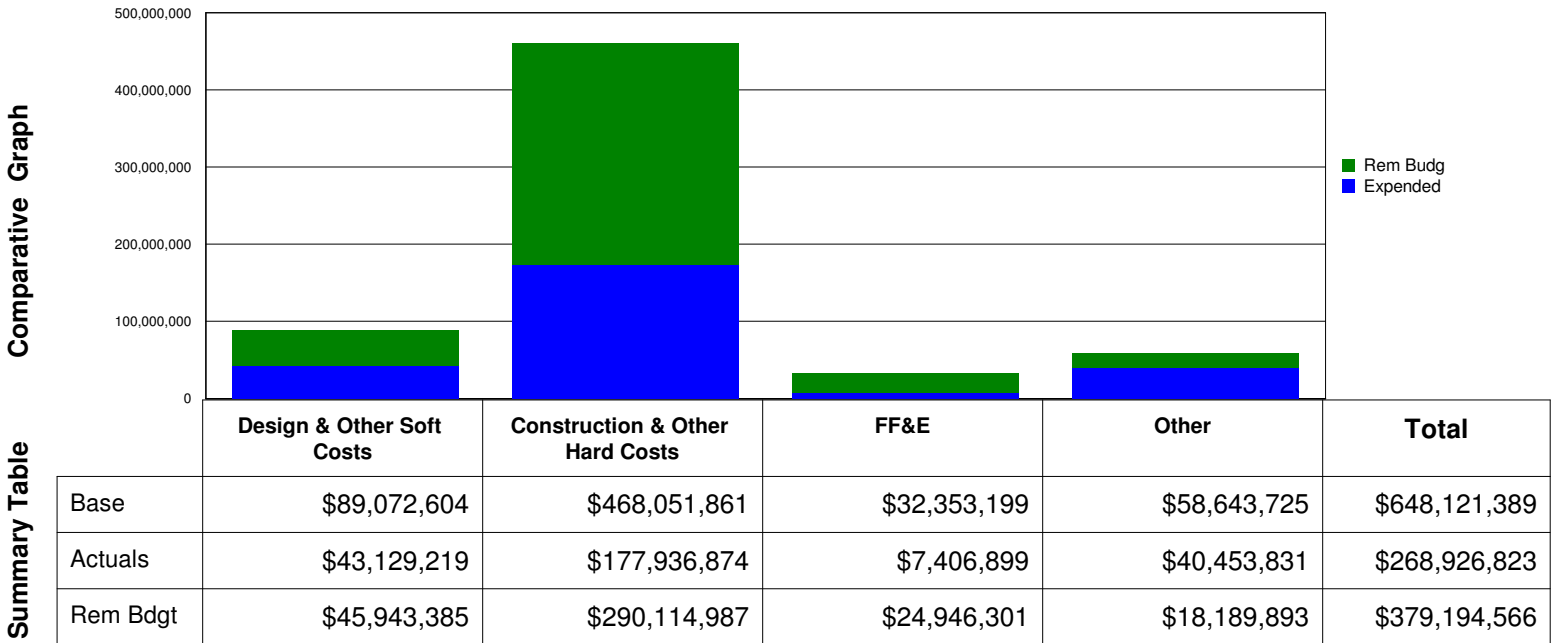
Pierce College

Description:

Pierce College founded in 1947, located on 427 acres in western San Fernando Valley. A/AA and J funds new Center for the Sciences, Student Services, Child Development Center, Green Technologies, Digital Arts & Media, Library Learning Resources Center, Maintenance & Operations Facilities. Renovates buildings on campus and provides ADA compliant access, new AV/IT, Fire Alarm and Security Systems. Campus landscaping, parking lots/roadways, infrastructure/Central Plant also being upgraded.

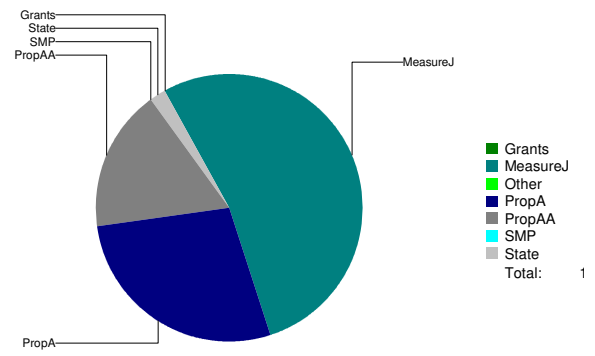
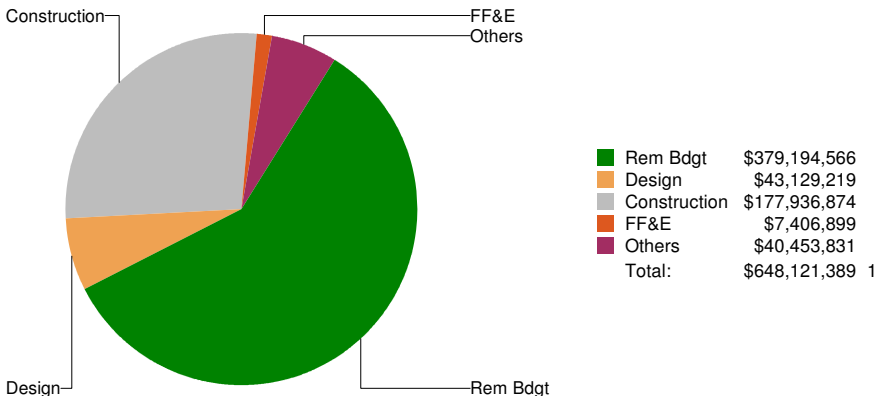
| Progress | Programming | | Design | | DSA Review | | Bid and Award | | Construction | |
|----------|-------------|----|-------------|----|-------------|----|---------------|----|--------------|----|
| | In Progress | 6 | In Progress | 5 | In Progress | 0 | In Progress | 9 | In Progress | 6 |
| | Suspended | 0 | Suspended | 0 | Suspended | 0 | Suspended | 0 | Suspended | 0 |
| | Completed | 75 | Completed | 68 | Completed | 67 | Completed | 56 | Completed | 50 |

Projects On-Hold: 1



Budget VS. Actual

Funding Sources





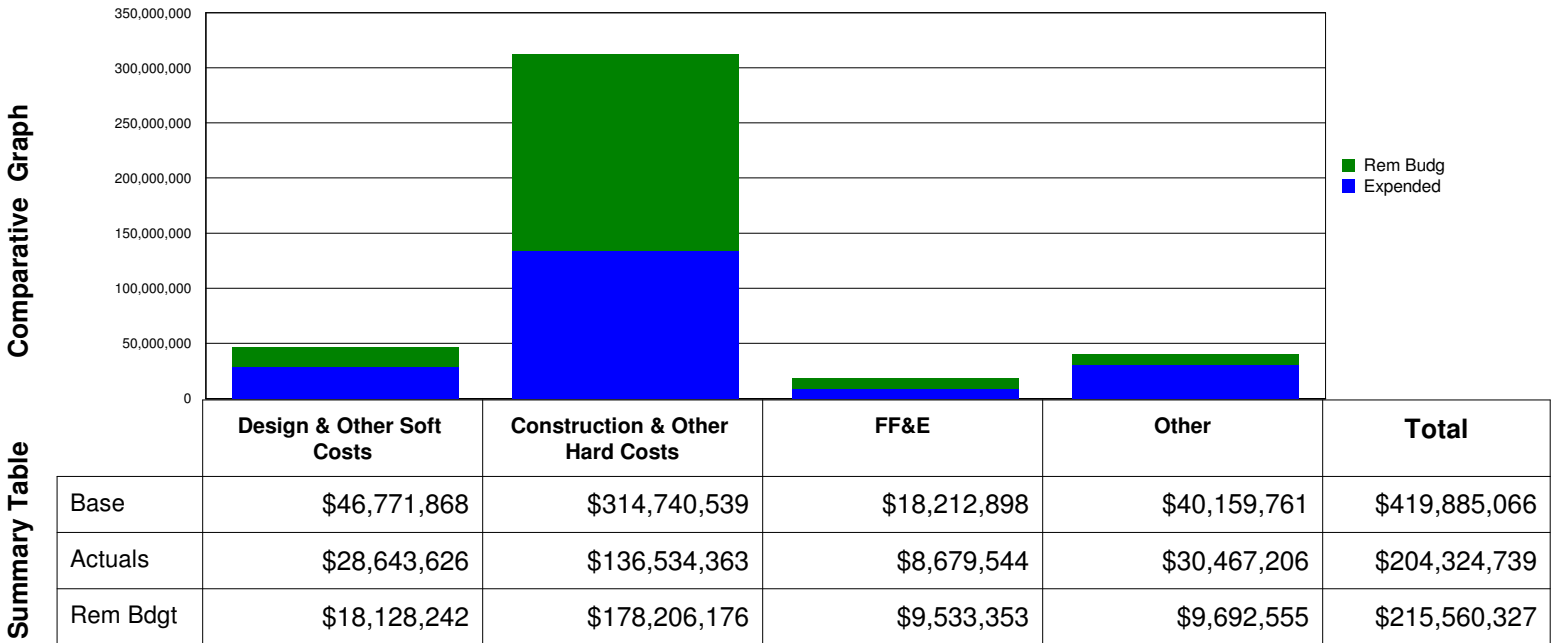
Los Angeles Southwest College

Description:

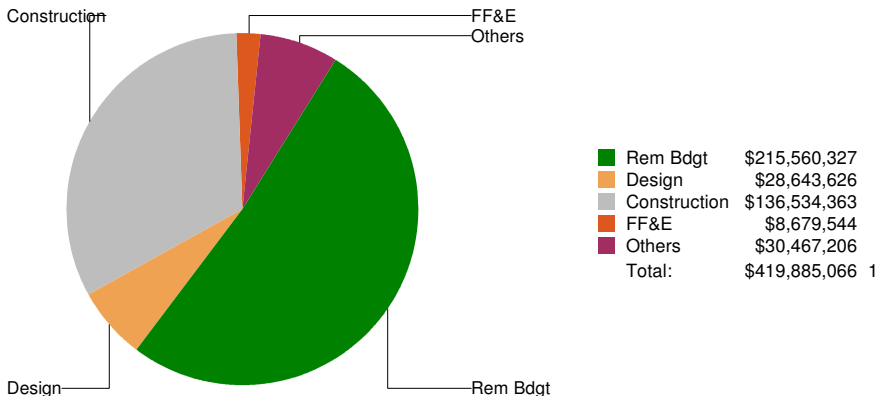
Los Angeles Southwest College campus encompasses 63.7 acres and includes new and renovated technology education, performing arts, administration, and athletic facilities, new Parking Structure, improved roadways, walkways, landscape and surface parking lots, and upgrades to the Campus Infrastructure including Information connection of existing buildings to the Central Plant.

| Progress | Programming | | Design | | DSA Review | | Bid and Award | | Construction | |
|----------|-------------|----|-------------|----|-------------|----|---------------|----|--------------|----|
| | In Progress | 3 | In Progress | 4 | In Progress | 2 | In Progress | 0 | In Progress | 2 |
| | Suspended | 0 | Suspended | 0 | Suspended | 0 | Suspended | 0 | Suspended | 0 |
| | Completed | 34 | Completed | 34 | Completed | 32 | Completed | 43 | Completed | 41 |

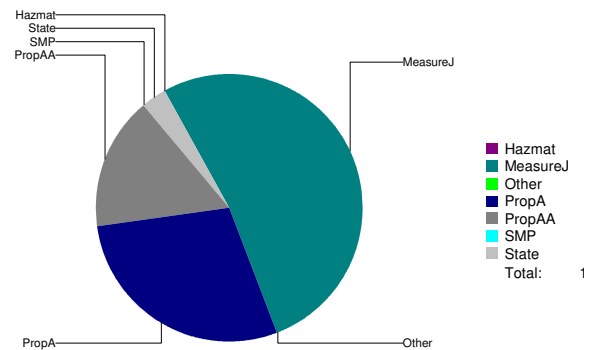
Projects On-Hold: 0



Budget VS. Actual



Funding Sources





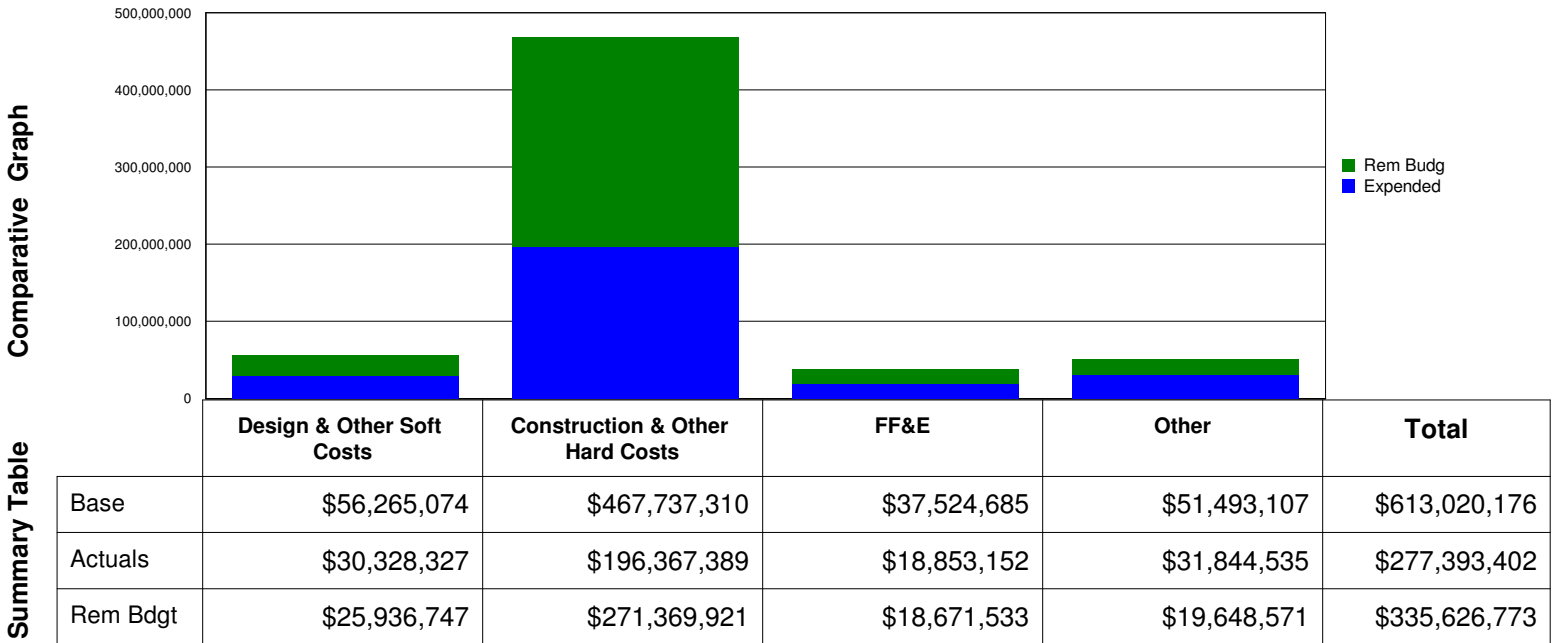
Los Angeles Tradetech College

Description:

Los Angeles Trade Technical College (LATTC) is located on 27 acres of urban area. The campus consists of 780,000 GSF of educational and administration facilities and about 8 acres of landscape and open spaces. The academic buildings are located on the north campus and the recreational / athletic facilities and surface parking, on the south. An 800-car parking structure is located on the northeast side of the campus.

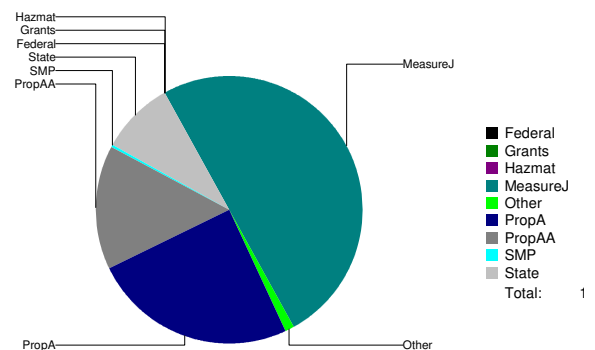
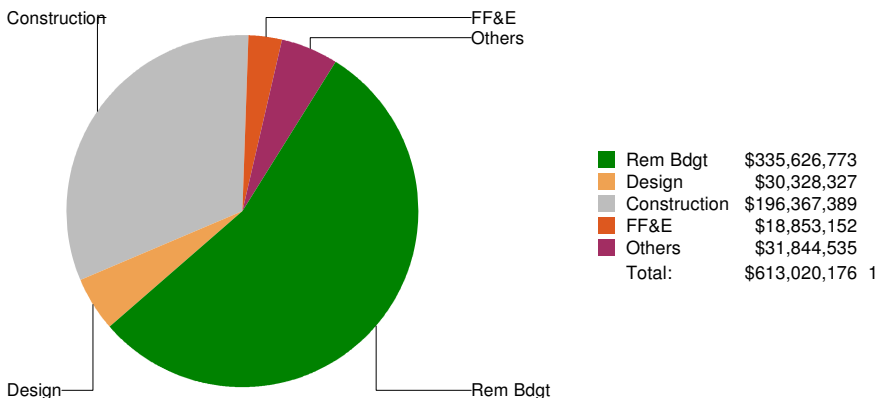
| Progress | Programming | | Design | | DSA Review | | Bid and Award | | Construction | |
|-----------|-------------|-----------|-------------|-----------|-------------|-----------|---------------|-----------|--------------|---|
| | In Progress | 7 | In Progress | 6 | In Progress | 0 | In Progress | 2 | In Progress | 6 |
| Suspended | 0 | Suspended | 0 | Suspended | 0 | Suspended | 0 | Suspended | 0 | |
| Completed | 52 | Completed | 45 | Completed | 45 | Completed | 40 | Completed | 34 | |

Projects On-Hold: 0



Budget VS. Actual

Funding Sources





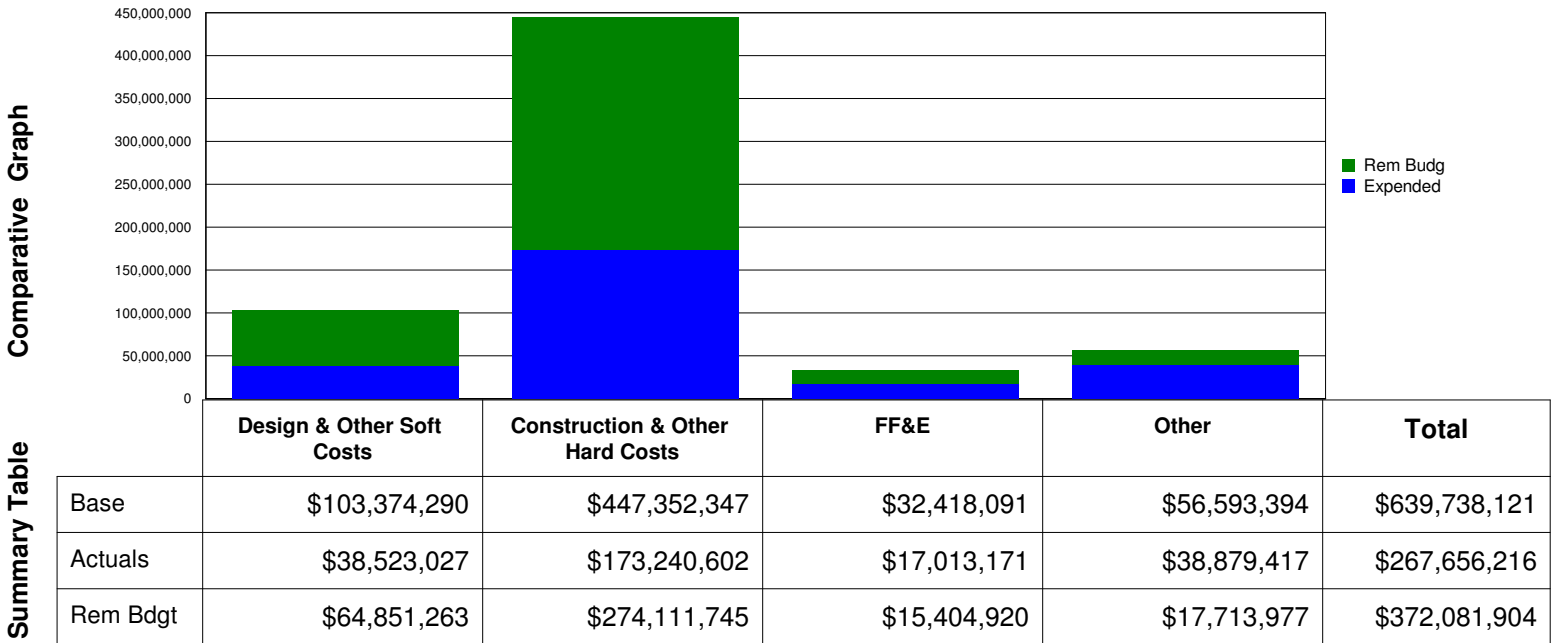
Los Angeles Valley College

Description:

The College campus encompasses a total land area of approximately 105 acres and includes educational and administration facilities, surface parking lots, and athletic fields and sports facilities. Most of the College's educational buildings are located in the western half of the campus. The athletic fields and facilities are located to the east of the academic buildings. Parking is located on the northern half, in the southwest corner, and to the east of the core campus buildings.

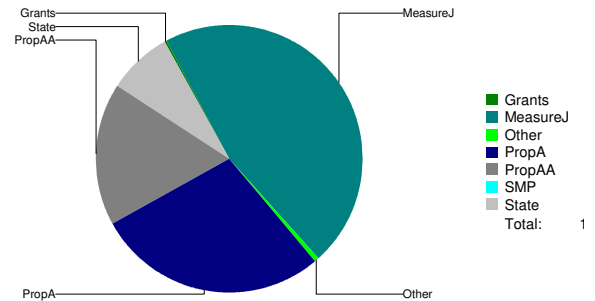
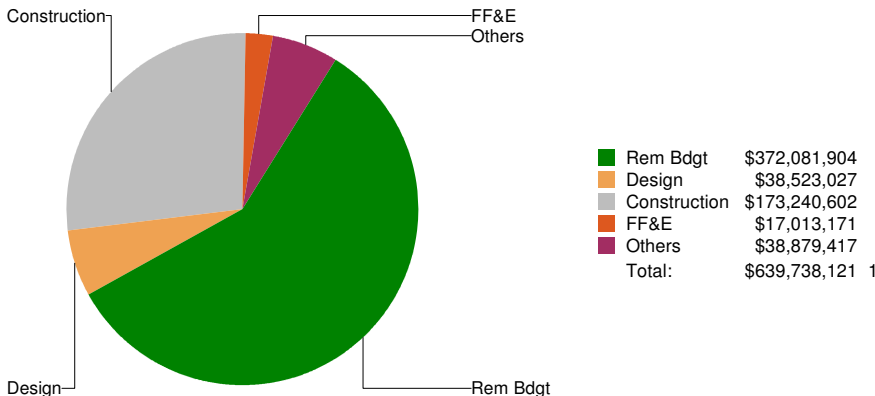
| Progress | Programming | | Design | | DSA Review | | Bid and Award | | Construction | |
|-----------|-------------|-----------|-------------|-----------|-------------|-----------|---------------|-----------|--------------|---|
| | In Progress | 4 | In Progress | 3 | In Progress | 0 | In Progress | 1 | In Progress | 3 |
| Suspended | 0 | Suspended | 0 | Suspended | 0 | Suspended | 0 | Suspended | 0 | |
| Completed | 38 | Completed | 37 | Completed | 37 | Completed | 33 | Completed | 30 | |

Projects On-Hold: 0



Budget VS. Actual

Funding Sources





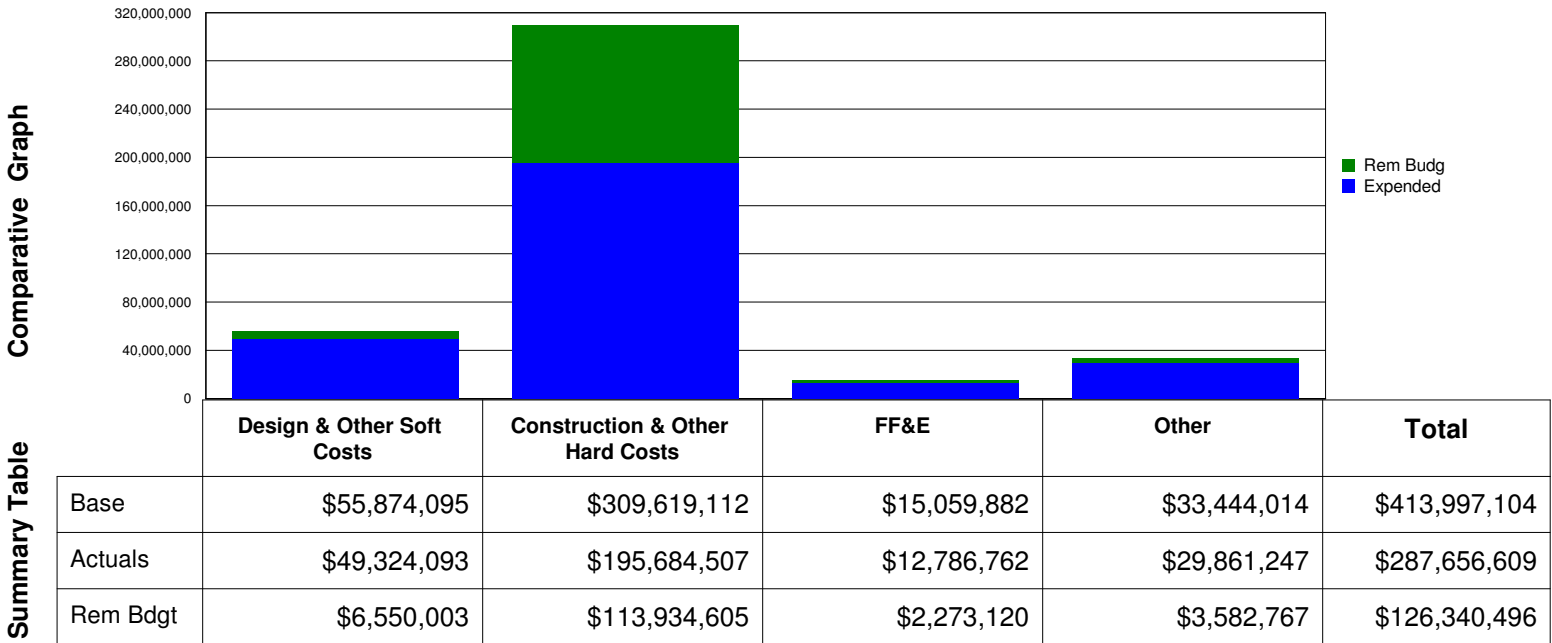
West Los Angeles College

Description:

West Los Angeles College campus occupies approximately 72 acres of land and contains a number of educational and administrative buildings, general landscaped areas, parking lots, athletic fields and sport facilities, and open space. Most of the College's educational buildings are located in the eastern half of the campus. The athletic fields are located to the west of the academic buildings. Parking is located on the southern half and in the northwest corner of the campus.

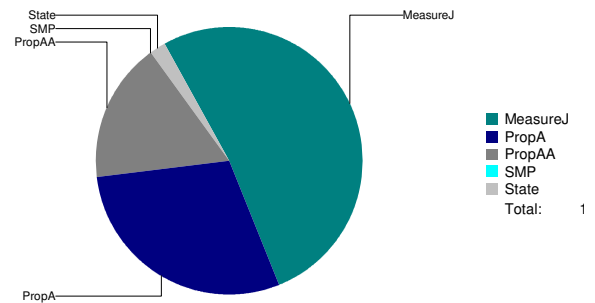
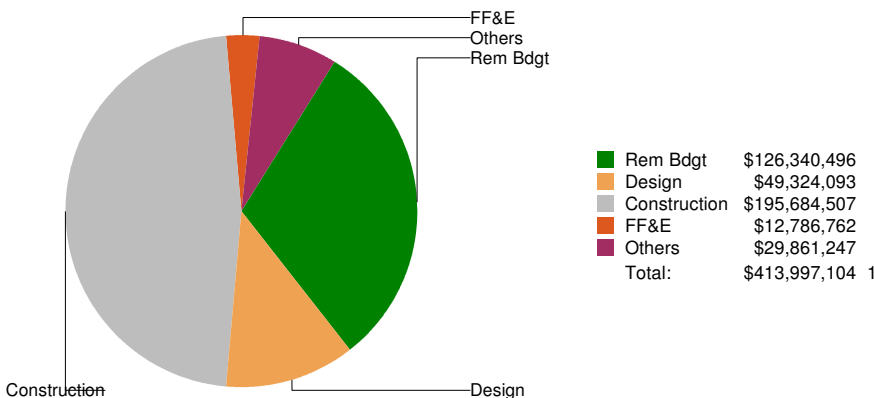
| Progress | Programming | | Design | | DSA Review | | Bid and Award | | Construction | |
|-----------|-------------|-----------|-------------|-----------|-------------|-----------|---------------|-----------|--------------|---|
| | In Progress | 0 | In Progress | 2 | In Progress | 4 | In Progress | 0 | In Progress | 5 |
| Suspended | 0 | Suspended | 0 | Suspended | 0 | Suspended | 1 | Suspended | 2 | |
| Completed | 34 | Completed | 32 | Completed | 28 | Completed | 26 | Completed | 19 | |

Projects On-Hold: 1



Budget VS. Actual

Funding Sources





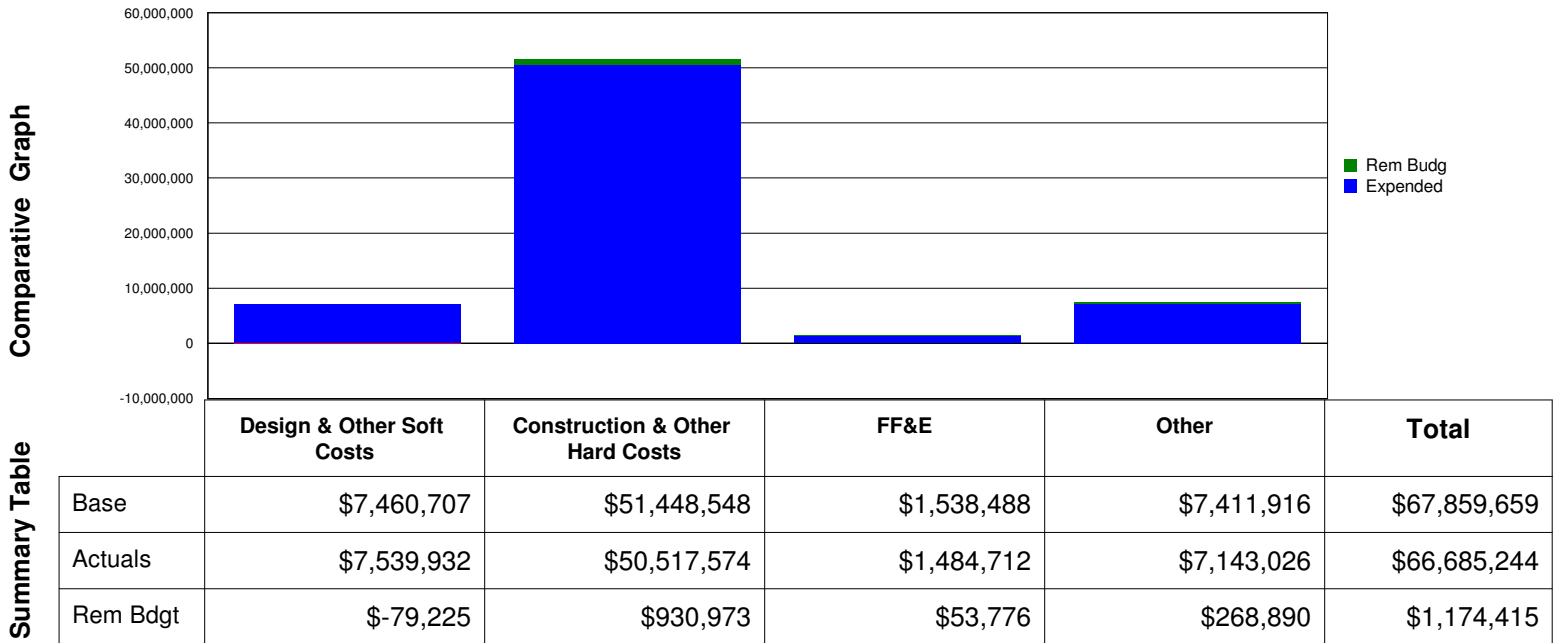
LACCD Van de Kamp Innovation Center

Description:

The Los Angeles City College program has changed to a LACCD innovation campus. The campus consists of two tenant facilities: an adaptive reuse of the Van de Kamp Bakery building and a New Education Building. These buildings cover approximately 71,000sf. The buildings will house an innovation campus for education based tenants that may include a Charter High School, a "green" work source training academy, and health career ladder training programs.

| Progress | Programming | | Design | | DSA Review | | Bid and Award | | Construction | |
|-----------|-------------|-----------|-------------|-----------|-------------|-----------|---------------|-----------|--------------|---|
| | In Progress | 0 | In Progress | 0 | In Progress | 0 | In Progress | 0 | In Progress | 1 |
| Suspended | 0 | Suspended | 0 | Suspended | 0 | Suspended | 0 | Suspended | 0 | |
| Completed | 9 | Completed | 9 | Completed | 9 | Completed | 9 | Completed | 8 | |

Projects On-Hold: 0



Budget VS. Actual

Funding Sources

