



# DISTRICT CITIZENS' OVERSIGHT COMMITTEE

## PROPOSITIONS A, AA & MEASURE J

# 2015-2016 ANNUAL REPORT

### OUR COLLEGES:

EAST LOS ANGELES COLLEGE (ELAC)

LOS ANGELES CITY COLLEGE (LACC)

LOS ANGELES HARBOR COLLEGE (LAHC)

LOS ANGELES MISSION COLLEGE (LAMC)

LOS ANGELES PIERCE COLLEGE (LAPC)

LOS ANGELES SOUTHWEST COLLEGE (LASC)

LOS ANGELES TRADE-TECH COLLEGE (LATTCC)

LOS ANGELES VALLEY COLLEGE (LAVC)

WEST LOS ANGELES COLLEGE (WLAC)



Intentionally Left Blank

---

## To the Los Angeles Community College District Community and those it serves:

Continuing to fulfill its commitment to the voters and taxpayers of the Los Angeles Community College District, the District Citizens' Oversight Committee (DCOC) offers this annual report on the status of the Propositions A, AA, and Measure J bond program for the fiscal year of 2015/2016 (July 1, 2015 - June 30, 2016). As the outgoing Chair of the DCOC and after serving on the committee for the past six years, I would like to acknowledge the tremendous amount of work which has taken place in order to construct and renovate numerous buildings at all nine of the colleges and the satellites which make up the Los Angeles Community College District (LACCD). We hope you will find this report both interesting and informative. This is truly an enormous effort and without the support from various groups including students, faculty, staff, administrators, and most importantly the taxpayers, this program would not exist.

Proposition A was approved by the voters in 2001. Proposition AA was approved by the voters in 2003. Measure J was approved by the voters in 2008. Most of the funds for Propositions A and AA have now been expended and many of the Measure J projects have been designed and are either currently under construction or completed.

During my tenure we have seen many improvements in the way the bond program has been managed. The DCOC has strengthened their oversight drawing on the members' experience in both the construction industry and educational arena. The bond program, now in operation for over 15 years, has reached a level of maturity. Standardized processes and procedures are in place which has led to an increased level of accountability. We would encourage you to take the time to review the following report.

Since the inception of the bond program a major responsibility of the committee has been to review how the taxpayer dollars are being spent. The committee takes this responsibility seriously. It is important to note this past year that the bond financial auditors and bond performance auditors reported to the committee that all funds audited in the fiscal year of 2014/2015 have been used in accordance with Proposition 39 and in accordance with auditing standards generally accepted in the United States of America and the standards applicable to the financial audits contained in Government Auditing Standards, issued by the Comptroller General of the United States . In addition, the District has self-imposed additional cost guidelines called "Cost Principles" and the audit teams found no exceptions to these additional requirements. Copies of these audits are available on the building program website.

During the past year the District has made many changes in the bond program website, [www.buildlaccd.org](http://www.buildlaccd.org).


---

These changes have made it easier to navigate and search the website thus increasing the transparency of the bond program. Please visit the website where you will find information about the DCOC located under the oversight tab. This site also includes dashboard reports, financial and performance audits, and DCOC agendas and minutes. While at [www.buildlaccd.org](http://www.buildlaccd.org) please explore the rest of the site where you will find additional information about the bond program accomplishments, awards, leadership, and projects.

Over the past couple of years the DCOC has started holding their meetings at the various colleges and satellites. This has given DCOC members the opportunity to tour many of the completed projects. If you have not visited the colleges recently, we would encourage you to do so where you can see firsthand the transformation which is occurring. A lot of the bungalow and modular buildings are being replaced with permanent state of the art structures. While at the college take the time to visit with some of the students you will find that they are excited about the improvements which have occurred.

It has been an honor to have served as the Chair of the DCOC for the past three years. The experience of seeing the buildings open and the students using the buildings has been extremely rewarding. I would like to thank all of the committee members for their participation and the district staff for their support. As a member of the committee I can say with confidence that we have worked hard to insure the taxpayer dollars are being spent as the voters intended providing collegiate buildings which support student success.

*Daniel Swartz, AIA, LEED AP*  
*Chairperson, DCOC*



# TABLE OF CONTENTS

About the District..... 6

Our Members..... 7

DCOC Meeting Schedule & LACCD Board of Trustees..... 7

District Bond Program Facts..... 8-9

Community Economic Development Program..... 10-11

East Los Angeles College (ELAC) Project Highlights..... 12

ELAC Project List..... 13

Los Angeles City College (LACC) Project Highlights..... 14

LACC Project List..... 15

Los Angeles Harbor College (LAHC) Project Highlights..... 16

LAHC Project List..... 17

Los Angeles Mission College (LAMC) Project Highlights..... 18

LAMC Project List..... 19

Los Angeles Pierce College (LAPC) Project Highlights..... 20

LAPC Project List..... 21-22

Los Angeles Southwest College (LASC) Project Highlights..... 23

LASC Project List..... 24

Los Angeles Trade-Tech College (LATTC) Project Highlights..... 25

LATTC Project List..... 26

Los Angeles Valley College (LAVC) Project Highlights..... 27

LAVC Project List..... 28-29

West Los Angeles College (WLAC) Project Highlights..... 30

WLAC Project List..... 31

Satellites and Multicampus Project List..... 32

College Project Central Services Project List..... 32-35

Districtwide Initiatives Project List..... 35-37

Acronyms & Abbreviations..... 38-39



# ABOUT THE DISTRICT

Over the past seventy-eight years the Los Angeles Community College District (LACCD) has served as the educational institution to more than three million students. Affordable, accessible and practical, the LACCD offers opportunity to all. The doors are wide open for a diverse student population eager for skills, knowledge and upward mobility. LACCD educates almost three times as many Latino students and nearly four times as many African-American students as all of the University of California campuses combined. Eighty percent of LACCD

students are from underserved populations. The LACCD serves approximately 250,000 students a year in 40 cities and communities across an area of 882 square miles. LACCD is, by many measures, the largest community college district in the United States. The LACCD is composed of nine comprehensive colleges and a central office, which together employ roughly 4,400 full-time and part-time faculty, and more than 5,400 full-time and part-time administrative and support staff, including about 1,800 part-time student workers. An elected, seven-member Board of Trustees, serving four-year terms, governs the LACCD. One student trustee, selected by the students, serves a one-year term beginning on June 1st of every year.

## Propositions A, AA and Measure J - District Citizens' Oversight Committee:

The Board of Trustees for the Los Angeles Community College District formed the District Citizens' Oversight Committee (DCOC) in June 2001 to provide a vital link between the District and the community with respect to implementation of Proposition A funds for construction and modernization projects within the District. The Proposition A bond measure totaled \$1.245 billion. The voters subsequently approved two additional bonds: Proposition AA and Measure J. Proposition AA bond measure totaled \$980 million and Measure J bond measure totaled \$3.5 billion. The DCOC consists of representatives from the local communities. The DCOC members are appointed for a two year term and can be re-appointed for a term not to exceed two consecutive terms.

## Report Covers Fiscal Year 2015-16 (July 1, 2015 - June 30, 2016)


This is the DCOC's formal annual report on bond money generated by Propositions A, AA and Measure J, consistent with the requirements of Proposition 39.

### DCOC Establishment, Purpose and Responsibilities

As provided in Education Code section 15278, the District's Citizens' Oversight Committee was established by the Board of Trustees to inform the public concerning the District's expenditure of revenues received from the sale of bonds authorized by the voters on April 10, 2001, May 20, 2003 and November 4, 2008.

The District Citizens' Oversight Committee will provide oversight ensuring that:

- a. bond revenues are expended only for the construction, rehabilitation, or replacement of college facilities, including the furnishing and equipping of college facilities, or the acquisition or lease of real property for college facilities; and
- b. no bond revenues are expended for any teacher or administrative salaries or other college operating expenses.



### Highlight

On July 2016 the Moody's and Standard & Poor's rating agencies issued the District a bond rating "AA" to "AA+" respectively, which results in savings to taxpayers due to reduced borrowing costs.

# OUR MEMBERS

## Members:

Daniel Swartz, Chair, *Taxpayer Representative*, Principle, Quadrangle Development Company  
Gary L. Cook, *Senior Representative*, Business Manager Financial Secretary-Treasurer, Plumber's Local 78 (Retired)  
Lanny Nelms, *College Representative*, Principal, Harbor Community Adult School (Retired)  
David Morin, *College Representative*, Chair of Mathematics Department, East Los Angeles College (Former)  
Donna "Obie" Slamon, *College Representative*, Chair, Los Angeles Pierce College Citizens' Oversight Committee  
Antonio Sanchez, *At-Large Representative*, Political Director, IBEW (International Brotherhood of Electrical Workers, Local 11)  
Raymond Cheng, *Business Representative*, Associate Director of Facilities Planning, Design, and Construction, Cedars-Sinai Medical Center  
David Gomez, *Labor Representative*, Business Development Associate, IBEW/NECA (International Brotherhood of Electrical Workers/National Electrical Contractors Association)  
Dr. J. Eric Bubbers, *Foundation Representative*, Vice President, Los Angeles Valley College Foundation Board of Directors  
Michael J. Griggs, *Student Representative*, Student Trustee, Los Angeles Community College District

## DCOC Regular Meetings

All meetings are open to the public, recorded and documented by minutes. The schedule for 2016-17 is:

**August 12, 2016, 12pm-2pm - LAVC**

**October 14 2016, 12pm-2pm - WLAC**

**December 9, 2016, 12pm-2pm - LAHC**

**February 24, 2017 12pm-2pm - Location TBD**

**April 28, 2017 12pm-2pm - Location TBD**

**June 9, 2017 12pm-2pm - Location TBD**

Please check the website for schedule/location changes:

[www.buildlaccd.org/oversight](http://www.buildlaccd.org/oversight)

## Los Angeles Community College District

### Board of Trustees:

- ◆ Scott J. Svonkin, President (Seat No. 5)
- ◆ Sydney K. Kamlager, First Vice President (Seat No. 3)
- ◆ Mike Fong, Second Vice President (Seat No. 7)
- ◆ Mike Eng (Seat No. 2)
- ◆ Andra Hoffman (Seat No. 1)
- ◆ Ernest H. Moreno (Seat No. 4)
- ◆ Nancy Pearlman (Seat No. 6)
- ◆ Alexa Victoriano, Student Trustee

### Chancellor:

- ◆ Dr. Francisco C. Rodriguez

## DCOC Contact Information

Lilian Mazariegos  
Telephone: (213) 891-2081  
Email: [mazarild@email.laccd.edu](mailto:mazarild@email.laccd.edu)

Los Angeles Community College District  
District Citizens' Oversight Committee  
770 Wilshire Boulevard, 9th Floor  
Los Angeles, CA 90017



## DISTRICT BOND PROGRAM FACTS

### BUDGET OVERVIEW

Total: **\$6,266,942,649\***

Contracted: **\$5,243,605,783**

Expended: **\$4,846,704,260**

Program Reserve: **\$130,871,067**

\* Amount reflects three bond issues, state and federal funding, interest and other sources.

### STATUS OF PROJECTS

**240** Projects are Complete

**26** In Construction

**41** Projects in Design

**39** Projects are in Planning

**56** Projects not Started

## DISTRICT BOND PROGRAM AUDITS, REPORTS AND LACCD RESPONSES

The following were completed and presented to the DCOC:

- Bond Performance Audit — Fiscal Year Ended June 30, 2015  
<http://www.buildlaccd.org/oversight/reviews-and-audits>
- Bond Financial Audit — Fiscal Year Ended June 30, 2015  
<http://www.buildlaccd.org/oversight/reviews-and-audits>
- LACCD Building Program Schedule  
<http://az776130.vo.msecnd.net/media/docs/default-source/DCOC-Agendas-and-Minutes/4-29-16/laccd-building-program- - 4-29-16.pdf?sfvrsn=0>

The reports can be found at: [www.buildlaccd.org/oversight/reviews-and-audits](http://www.buildlaccd.org/oversight/reviews-and-audits).



# DISTRICT BOND PROGRAM FACTS

## 67 Leadership in Energy & Environmental Design (LEED) Projects\*:

### 45 LEED Building Certified

- ♦ 4 Platinum
- ♦ 20 Gold
- ♦ 13 Silver
- ♦ 8 Certified

### 1 LEED Gold Certified Campus

### 25 LEED Ongoing LEED Projects

- ♦ 6 Projects in Programming
- ♦ 3 Projects in Design
- ♦ 16 LEED Building in Construction

\*Projects may include more than one building.



LASC - School of Career & Technical Ed (LEED Platinum)



ELAC - Performing and Fine Arts Complex (LEED Gold)



LAHC - PE & Wellness Center (LEED Gold)



LATTC - Child Development Center (LEED Silver)

# Community Economic Development Program

The Los Angeles Community College District (LACCD) Community Economic Development (CED) Program was established by the Board of Trustees to increase participation by local businesses, students, and workers to maximize the economic impact of the \$6.2 billion Build Program. The CED Program includes a comprehensive Local Worker Hiring Program (LWHP), Local, Small, Emerging, Disabled, and Veteran (LSEDV) Program, and College Internship Program.

Through Board Rule 7103.17 **Opportunities for Local, Small and Emerging Businesses**, the Board of Trustees established a 30% LSEDV participation goal that applies to all Build Program contracts.

Contract Category	Total Firms	LSEDV Firms	LSEDV Firms with Task Orders	Non-LSEDV Firms with Task Orders
Staff Augmentation	180	126	35	14
Architecture/Engineering	19	8	6	9
Environmental	12	6	6	6
Inspector of Record	18	13	7	4
Laboratory of Record	9	5	5	4
Whole Bldg. Commissioning	11	3	2	5
Professional Services	249	161	61	42
Construction Companies	51	20	N/A	N/A

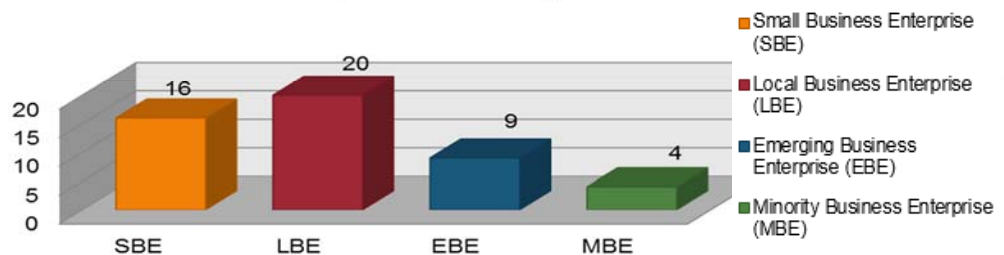
**300**  
Total  
Companies

**181**  
LSEDV  
Companies

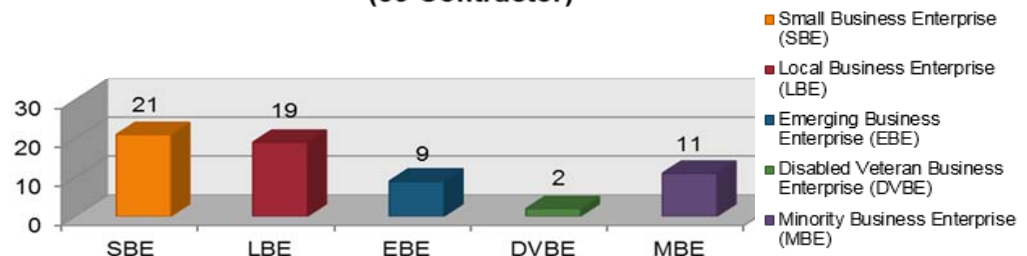
**60%**  
Task Orders  
awarded to  
LSEDV

The **Small Contractor Boot Camp Program** is a six-week seminar program designed to provide small contractors with the tools necessary to improve their competitive capacity to compete in public works through a comprehensive hands-on curriculum.

**Small Contractor Boot Camp Participants  
Fall 2015  
(28 Contractors)**



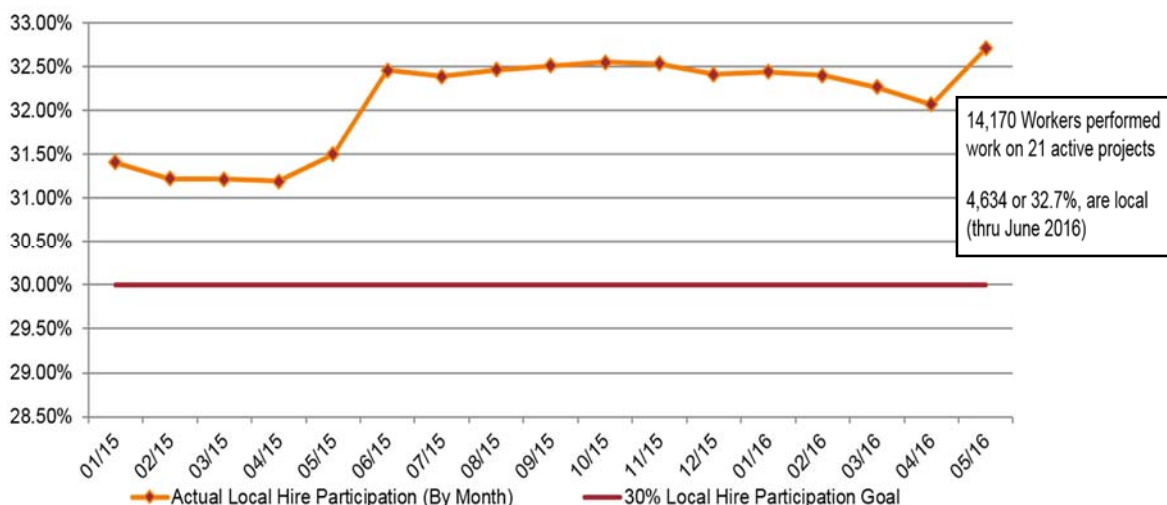
**Small Contractor Boot Camp Participants  
Spring 2016  
(39 Contractor)**



# Community Economic Development Program

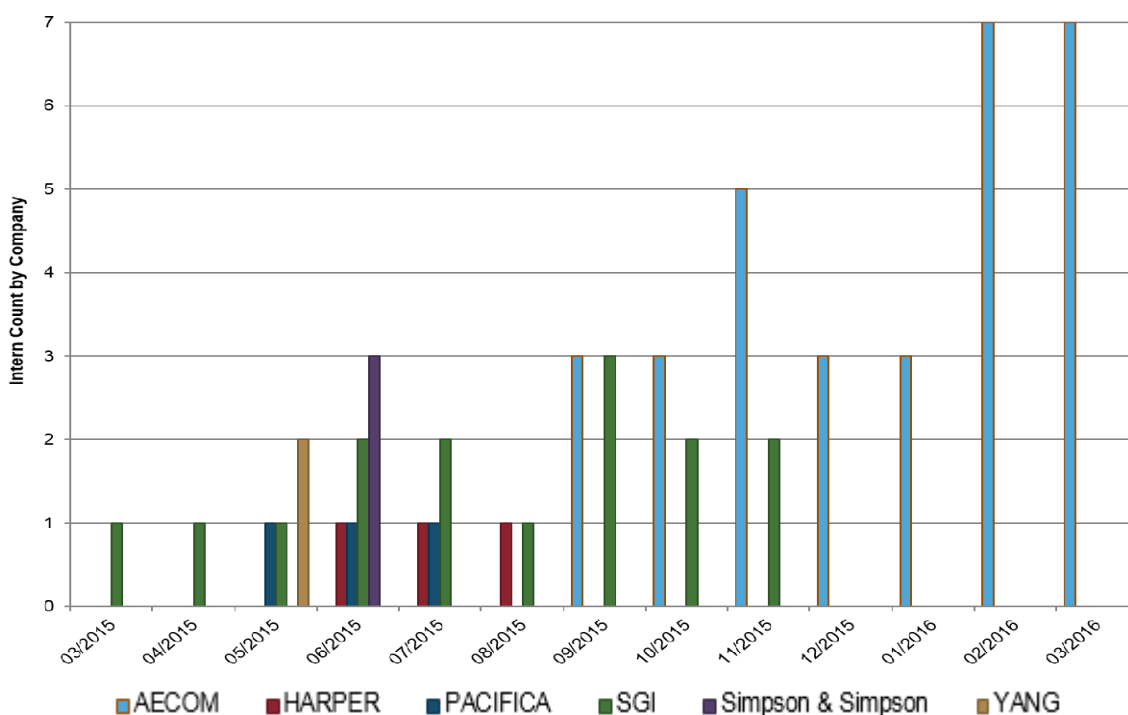
Through the Project Labor Agreement (PLA), the Build Program and its contractors are guaranteed the skilled labor necessary to execute its capital improvement program. The PLA contains a **local worker\* hiring** component and establishes a pathway to apprenticeship for Los Angeles Trade Tech students (LATTTC) that applies to all bond-funded projects.

Rate of Local Hire Per Month



The **College Internship Program** works in professional collaboration with **Industry Partners** to identify internship opportunities and provide students an avenue to engage, learn and pursue STEAM academic pathways and careers in architecture, engineering, construction, construction management, and IT disciplines.

College Internship Program Monthly Intern Participation  
(H1-B Grant Funded On-Campus/PMO Positions)



\*An individual who resides in the Primary Residency Preference Area (zip codes within campus community of project) or the Secondary Residency Preference Area (zip codes within the LACCD geographic boundaries).



# EAST LOS ANGELES COLLEGE PROJECT HIGHLIGHTS

Each year, ELAC helps more than 1,000 of its students transfer to the University of California and California State University systems. Forty-seven percent of its students are focused on transferring to a 4-year school while 18 percent are working toward career preparedness. The college's 82-acre campus is located 10 miles east of downtown Los Angeles in suburban Monterey Park.



## **Performing Arts and Fine Arts Complex - Vincent Price Art Museum**

The new 3-building complex houses Theater Arts, Recital Hall, and the Vincent Price Gallery. The design of the buildings conforms to a LEED Certified project requirements and will minimize the life cycle costs and minimize the impact of the building to the environment.



## **Student Success and Retention Center**

The design of the building meets LEED Gold requirements and design features include classrooms, labs, and offices.



## **Campus Student Center/Book Store Complex**

The design of the building meets LEED Gold requirements and design features include cafeteria, bookstore, multi-purpose room, faculty and staff lounges, office space, and health services center.

## EAST LOS ANGELES COLLEGE - PROJECT LIST/ SUPPORT SERVICES

Project/Building Name	Status	Budget at completion
Science Career & Mathematics Building	Design	\$94,335,405
Transit Center Accessibility	Ongoing	\$750,414
Campus Project Support	Ongoing	\$59,496,395
Bulk Procurement	Ongoing	\$569
Academic Network Integrated Backbone	Construction	\$3,730,219
Campus Student Center/Book Store Complex	Completed	\$40,189,853
Student Success and Retention Center	Completed	\$85,149,381
Parking Structure Lot 3	Completed	\$38,488,822
Physical Plant Building	Completed	\$3,851,976
Parking Structure Lot 4/Facilities Maintenance (Northeast)	Completed	\$16,745,885
Fitness Center	Completed	\$802,637
Performing and Fine Arts Complex	Completed	\$99,165,414
PE Fields	Completed	\$5,377,585
Bailey Library Learning Center Modernization	Completed	\$19,235,475
Baum Center	Completed	\$24,128,254
ELAC Stadium Modernization - Phase 1 (East End Terrace)	Completed	\$10,355,795
Student Services Building E1	Completed	\$40,319,305
Technology Center	Completed	\$9,417,289
Central Plant and Microturbines/TES Farm	Completed	\$29,449,294
Northeast Parking Resurfacing	Completed	\$475,838
E3 & E5 Replacement Building	Completed	\$17,789,960
Men's Baseball Field Renovation	Completed	\$3,299,808
Campus Marquees	Completed	\$2,049,712
Master Planning	Completed	\$919,000
Campus-Wide Infrastructure	Completed	\$29,639,171
RWGPL	Completed	\$1,945,114
Entry Plaza	Completed	\$8,996,907
Campus-Wide Improvements	Completed	\$2,770,906
Corporate Center for Health Career (Land Acquisition)	Completed	\$13,459,468
Health Careers Center	On Hold	\$2,486,528
<b>Total</b>		<b>\$664,822,379</b>



# LOS ANGELES CITY COLLEGE PROJECT HIGHLIGHTS

Established in 1929, the campus is located on 48 acres in the heart of Los Angeles. The college is enhancing its campus with a new, advanced technology learning facility, increased parking, and expanded athletic/fitness and child development centers. LACC's math and debate teams are nationally recognized and its theater and cinema-television programs are among the best in the country.



## Green Technology Student Union Building

This building is three stories with a third floor deck and will house the Bookstore, Food Court, Student Lounge, Associated Student Government, and Foundation.



## RWGPL – Central Plant

The central plant was expanded to house a new chiller with a new cooling tower. Thermal Energy Storage will be installed to allow a more efficient operation and provide opportunities to utilize off-peak rates.



## MLK Library – Learning Resource Center

The building is three stories and replaced the old MLK Library.

## LOS ANGELES CITY COLLEGE - PROJECT LIST/ SUPPORT SERVICES

Project Name	Status	Budget at Completion
Cafeteria Building	Not Started	\$907,318
RWGPL - Street Improvements	Planning	\$1,548,290
Campus-Wide Improvements	Planning	\$8,024,737
RWGPL - Landscaping/Hardscape Improvements	Planning	\$8,635,997
Cesar Chavez - Admin Building Modernization	Design	\$34,463,683
Da Vinci Hall Modernization	Design	\$25,380,761
South Gym Modernization	Design	\$1,836,298
Demolition of Men's Gym, Pool, Maint & Misc Bungalows	Design	\$1,317,256
RWGPL - Central Plant Phase II	Design	\$8,319,874
Temporary Facilities/3020 Wilshire	Design	\$14,791,909
Student Services Center	Construction	\$42,582,045
RWGPL - Red Line Pedestrian Corridor	Construction	\$8,471,879
Land Acquisition - South of Monroe Street Projects	Ongoing	\$25,446,434
Master Planning	Ongoing	\$1,769,429
Campus Project Support	Ongoing	\$44,765,835
Bulk Procurement	Ongoing	\$1,882
Physical Plant (M&O Building)	Completed	\$9,064,288
Tennis Courts	Completed	\$1,254,465
Holmes Hall Modernization	Completed	\$13,009,791
Science and Technology Building	Completed	\$43,018,155
Clausen Hall Modernization	Completed	\$25,498,175
Maintenance Facilities	Completed	\$535,339
Franklin Hall Modernization	Completed	\$24,497,389
Jefferson Hall Modernization	Completed	\$10,790,050
Health, Fitness, PE Building	Completed	\$26,949,169
Parking Structure	Completed	\$52,213,250
Athletic Field	Completed	\$4,115,906
Child Development Center	Completed	\$15,807,229
MLK Library - Learning Resource Center	Completed	\$23,430,724
Communications Building	Completed	\$611,606
Roofing - Chavez, RadTech, Holmes, Theater	Completed	\$580,768
Student Lounge	Completed	\$555,705
Parking Mitigation - I Pass	Completed	\$539,520
Food Lab Upgrade	Completed	\$775,645
Green Technology Student Union Building	Completed	\$41,022,904
Chemistry Building Modernization	Completed	\$7,447,552
Life Sciences Modernization	Completed	\$4,546,973
RWGPL - Site Utilities Infrastructure	Completed	\$23,959,841
RWGPL - Central Plant	Completed	\$7,395,012
Learning Support Center	Cancelled	\$410,607
Family Life Science	Cancelled	\$112,331
Student Admissions Center	Cancelled	\$1,109,227
Parking Structure - Student Admissions Center	Cancelled	\$751,541
Theater Building	Cancelled	\$38,789
Science and Technology II	Cancelled	\$135,328
<b>Total</b>		<b>\$568,440,906</b>



# LOS ANGELES HARBOR COLLEGE PROJECT HIGHLIGHTS

Los Angeles Harbor College has offered educational opportunities for harbor-area residents for over 60 years. The college's student body reflects the cultural and ethnic diversity in the cities it serves: Carson, Harbor City, Gardena, Lomita, San Pedro, Wilmington and the Palos Verdes Peninsula.



## **New Learning Resource Center**

The building replaced the Learning Resource Center in a state of the art environment.



## **Student Services Center**

The building houses student services and administration.



## **Theater Drama Speech Building**

The building modernization included roof replacement, HVAC upgrades, restroom ADA upgrades, and flooring.

## LOS ANGELES HARBOR COLLEGE - PROJECT LIST/ SUPPORT SERVICES

Project Name	Status	Budget at completion
Old Administration Modernization	Completed	\$5,391,066
Campus ADA	Design	\$2,399,856
Student Union	Construction	\$64,636,127
Theater Drama Speech Building	Construction	\$16,885,437
Infrastructure/Land & Hardscape/Security	Construction	\$22,069,684
Marquee Modernization	Completed	\$2,254,477
Master Planning	Ongoing	\$2,065,058
Campus Project Support	Ongoing	\$41,790,091
Bulk Procurement	Ongoing	\$405
Fine Arts Building	Completed	\$1,608,952
Student Cafeteria and Seahawk Center	Completed	\$91,600
PE Facility	Completed	\$182,511
Technology Instruction and Classroom Building	Completed	\$29,493,740
Facilities Management and Operations Headquarters	Completed	\$15,011,325
Student Services Center	Completed	\$21,256,808
Northeast Academic Building	Completed	\$30,762,805
PE, Wellness Center	Completed	\$20,634,710
Track and Field	Completed	\$6,242,432
Nursing Building	Completed	\$2,644,487
Music Building	Completed	\$1,899,289
General Classroom Building	Completed	\$319,449
Site Utilities Allowance	Completed	\$9,730,045
Central Plant	Completed	\$11,316,697
New Child Development Center	Completed	\$9,725,066
Science Complex	Completed	\$59,926,342
New Learning Resource Center	Completed	\$26,401,841
Astronomy Modernization	Completed	\$2,325,548
Keyless Entrance System	Completed	\$400
Campus Softball Field Modernization	Completed	\$203,301
Campus Parking Lot Reconstruction	Completed	\$9,903,171
West Parking Structure	Completed	\$23,712,603
Campus Improvements - Restrooms	Completed	\$2,329,470
RWGPL	Completed	\$3,175,138
Campus Improvements	Completed	\$2,741,396
SPS / Health Center	Cancelled	\$364,200
Community Services Modernization	Cancelled	\$710,453
Technology Instruction and Classroom Building - TV Studio	Cancelled	\$476,041
Existing Building Exterior Upgrade - Campus Wide	Cancelled	\$54,759
<b>Total</b>		<b>\$450,736,780</b>



# LOS ANGELES MISSION COLLEGE PROJECT HIGHLIGHTS

Founded in 1975, Los Angeles Mission College is the youngest of LACCD's nine colleges. On its 32-acre campus in Sylmar, Mission College offers accessible, affordable, high-quality educational opportunities in a culturally and intellectually supportive environment.



## Center for Math and Science

The building provides the required space for health sciences, applied sciences, and technology teaching facilities. The applied Sciences and technology area provides the lab space for green technology courses.



## Health and P.E., Fitness Center

The building is two stories and includes classrooms, locker rooms, restrooms, gymnasium, weight fitness center, multi-purpose rooms, faculty offices, and storage rooms.



## Family and Consumer Studies Building

The building is two stories and includes a basement, loading dock, state of the art culinary facility, and bookstore.



## LOS ANGELES MISSION COLLEGE - PROJECT LIST/ SUPPORT SERVICES

Project Name	Status	Budget at completion
RWGPL - Pedestrian Access & Street Improvements	Not Started	\$109,862
Central Energy Plant	Design	\$14,904,290
Media Arts Center	Construction	\$46,841,421
Master Planning	Ongoing	\$4,435,652
Traffic Mitigation	Ongoing	\$3,000,001
Campus Project Support	Ongoing	\$36,216,912
Bulk Procurement	Ongoing	\$349
Campus Modernization Phase 2	Completed	\$16,386,937
Campus Demand Side Management	Completed	\$3,983,631
Campus Modernization Phase 1	Completed	\$23,503,174
Student Services/Admin Building	Completed	\$9,365,359
Learning Assistance Center	Completed	\$1,607,021
Parking Structure A	Completed	\$27,874,648
Health and PE, Fitness Center	Completed	\$49,837,718
Family and Consumers Studies Building	Completed	\$52,469,120
Instruction Student Services Building	Completed	\$1,933,654
Campus Center	Completed	\$787,681
Child Development Center	Completed	\$13,245,527
Instructional Building	Completed	\$5,475,065
East Complex	Completed	\$86,572,379
Sheriff Station	Completed	\$5,007,878
Campus-Wide Infrastructure	Completed	\$13,295,433
RWGPL	Completed	\$4,041,227
Temporary Facilities	Completed	\$21,412
Campus-Wide Improvements	Completed	\$761,381
Land Acquisition - Church Property	Completed	\$5,684,287
Land Acquisition - Pentecostal & Syrian Church Properties	Completed	\$10,079,183
Land Acquisition - Hubbard Street	Completed	\$1,340,000
Athletic Complex	Cancelled	\$5,197,187
Plant Facilities and Central Plant	Cancelled	\$1,534,622
<b>Total</b>		<b>\$445,513,011</b>

# LOS ANGELES PIERCE COLLEGE PROJECT HIGHLIGHTS

Pierce College sits on 426 acres in the western San Fernando Valley. Each semester about 22,000 students are served in a diverse and dynamic mix of career, technical, transfer, workforce education and general interest programs. The school's comprehensive curriculum includes exceptional science, technology and nursing departments.



## **Child Development Center**

The building is a single story and includes demonstration areas, staff areas, parent-staff room, observation rooms, and kitchen. The exterior includes a playground with equipment.



## **New Library/Learning Crossroads Building**

The project has two floors organized around a courtyard. The building includes open computing labs, a student welcome center, and center for academic success among other things.



## **Theater/Performing Arts Building Renovation**

The project renovated the building providing general improvements and access compliant improvements.

## LOS ANGELES PIERCE COLLEGE - PROJECT LIST/ SUPPORT SERVICES

Project/Building Name	Status	Budget at completion
Agricultural Education Center	Not Started	\$4,773,253
Horticulture Facilities	Planning	\$9,348,064
Green Technologies Building	Planning	\$976,430
Digital Arts and Media Building	Planning	\$32,951,173
Student Learning Environments (SLE) - Classroom Modernization & Technology Upgrade South	Planning	\$15,201,009
Expanded Automotive and New Technical Education Facilities	Planning	\$37,462,201
Sustainable Landscape and Campus Accessibility Compliance - DeSoto and Mason Entrances	Planning	\$35,563
Sustainable Landscape and Campus Accessibility Compliance - SLE - South of Mall	Planning	\$966,087
Parking Lots and Roadways Phase III	Planning	\$78,263
West Central Plant	Planning	\$7,399,175
Sustainable Landscape and Campus Accessibility Compliance	Planning	\$11,959,614
Campus-Wide Infrastructure Phase III	Design	\$820,835
Life Science, Chemistry, Physics Building Renovation	Construction	\$18,931,615
Administration Building Renovation	Construction	\$10,350,959
Computer Science And Computer Learning Renovation	Construction	\$10,372,349
Behavioral Science, Social Science, Mathematics, and English Buildings Renovation	Construction	\$16,527,547
Campus Center Renovation	Construction	\$6,476,707
Student Learning Environments (SLE) - Classroom Modernization & Technology Upgrade North	Construction	\$10,240,942
Renovation of Agricultural Facilities	Construction	\$7,648,395
Parking Lots and Roadways Phase IV	Construction	\$3,136,947
Parking Lots and Roadways Phase V	Construction	\$5,674,515
Campus-Wide Infrastructure Phase II	Construction	\$3,238,051
Master Planning	Ongoing	\$2,358,224
Land Acquisition - Agoura Property	Ongoing	\$4,474
Campus Project Support	Ongoing	\$55,685,333
Bulk Procurement	Ongoing	\$550
Stadium ADA Improvements	Completed	\$14,987,945
Theater/Performing Arts Building Renovation	Completed	\$18,410,454
Center for the Sciences	Completed	\$62,977,000
Student Store and Financial Aid Building	Completed	\$8,561,526



## LOS ANGELES PIERCE COLLEGE - PROJECT LIST/ SUPPORT SERVICES

Project/Building Name	Status	Budget at completion
Existing Library Renovation	Completed	\$408,521
Child Development Center	Completed	\$14,042,832
Business Education Renovation	Completed	\$2,984,225
Faculty Offices Renovation	Completed	\$3,691,107
Fine Art And Music Renovation	Completed	\$4,221,526
Animal Science Facilities	Completed	\$2,351,102
Campus Sheriff Station	Completed	\$598,343
Exhibition and Events Center	Completed	\$7,293,970
P.E. Facilities	Completed	\$24,071,287
Student Services Building	Completed	\$23,266,083
Old Book Store Renovation	Completed	\$3,240,319
New Maintenance and Operations Facility	Completed	\$17,155,086
New Library/Learning Crossroads Building	Completed	\$49,358,128
Parking Lots and Roadways Phase II	Completed	\$3,899,992
Photovoltaic Arrays for Parking Lots 1 and 8	Completed	\$7,930,175
Landscape and Site Master Plan	Completed	\$10,597,406
Central Plant	Completed	\$8,335,219
Campus-Wide Infrastructure Phase I	Completed	\$33,087,702
Campus-Wide Improvements - Parking Lots Phase I	Completed	\$9,400,191
Temporary Facilities - Relocation, Acquisition (Pierce Village)	Completed	\$12,751,200
Campus-Wide Improvements - Roadways Phase I	Completed	\$7,053,294
College - Initiatives	Completed	\$483,826
Technology Center	Cancelled	\$1,272,266
Life Science and Natural Resources Management	Cancelled	\$6,556
<b>Total</b>		<b>\$625,055,556</b>

# LOS ANGELES SOUTHWEST COLLEGE PROJECT HIGHLIGHTS

Opened in 1967, Los Angeles Southwest College empowers a diverse student population to achieve their academic and career goals, and to become critical thinkers and socially responsive leaders. LASC offers associate degree programs in 35 fields, occupational certificates in 45 disciplines, community services and ESL/citizenship classes.



## Cox Building - Phase III

The project included renovation of building exteriors, architectural finishes, flooring, ceilings, SMART classrooms, renovation of Little Theater "Back of House", connection to central plant, HVAC, electrical, plumbing, technology, fire alarm, and security system upgrades.



## School of Career & Technical Education

The building houses the School of Business, Workforce Development, Corporate Relations, Career Resource Center, Environmental and Technology Science program, Student Success Center, and shared support space functions.



## Northeast Quadrant Parking Structure

This is a new 4-level parking structure for 608 cars with a Photovoltaic installation and electric vehicle charging stations.



## LOS ANGELES SOUTHWEST COLLEGE - PROJECT LIST/ SUPPORT SERVICES

Project/Building Name	Status	Budget at completion
Campus Wide Security Upgrades	Planning	\$1,078,199
Campus-Wide Improvements	Design	\$3,364,710
School of Math & Sciences (Lecture Lab)	Design	\$44,712,613
Land Acquisition - Campus Corner Sign	Ongoing	\$1,703,836
Master Planning	Ongoing	\$2,363,566
Campus Project Support	Ongoing	\$36,519,535
Bulk Procurement	Ongoing	\$349
Campus Wide Infrastructure Upgrades - Phase II	Completed	\$2,086,678
Campus Wide Technology Upgrades - Phase II	Completed	\$2,605,613
Cox Building - Phase II (Little Theater Upgrade)	Completed	\$18,225,483
Cox Building - Phase III	Completed	\$42,806,131
School of Career & Technical Education	Completed	\$36,991,723
School of Behavioral and Social Sciences	Completed	\$22,172,960
Student Services Activities Center	Completed	\$29,470,380
Cox Building - Phase I	Completed	\$2,339,446
PE Fields	Completed	\$1,146,141
Athletic Field House, Stadium	Completed	\$21,773,357
Child Development Center	Completed	\$20,326,390
Maintenance and Operation Facility	Completed	\$13,485,499
Central Plant	Completed	\$14,363,201
West Entry Drive and Parking Lot Facilities	Completed	\$14,390,887
Campus Corner Sign	Completed	\$876,709
Design Build - East and West Sides	Completed	\$3,648,935
School of Arts and Humanities	Completed	\$5,586,600
Campus Wide Infrastructure Upgrades - Phase I	Completed	\$7,999,386
Campus Wide Technology Upgrades - Phase I	Completed	\$2,216,610
Fitness and Wellness Center	Completed	\$18,604,616
Northeast Quadrant Parking Structure	Completed	\$15,315,629
RWGPL	Completed	\$11,777,851
School of English & Foreign Languages	Cancelled	\$7,373,618
Campus Wide Hardscape & Landscape Improvements and Fire Access	Cancelled	\$118,462
Renewable Energy	Cancelled	\$1,934
<b>Total</b>		<b>\$405,447,047</b>

# LOS ANGELES TRADE-TECH COLLEGE PROJECT HIGHLIGHTS

Los Angeles Trade-Technical College has educated and trained students for 90 years. Top-rated in construction technology, transportation, culinary arts, fashion design, welding and cosmetology, Trade-Tech has prepared students to transfer to four-year universities worldwide. The 28-acre campus is located in downtown Los Angeles, just south of the central business district.



## South Campus (Aspen Hall and Juniper Hall)

The project consisted of two new five story buildings. Aspen Hall houses programs that include Behavioral/Social Sciences, English, and Mathematics. Juniper Hall programs that include Academic Affairs, Administrative Services, Admissions and Records, Counseling Center, and Financial Aid.



## Child Development Center

This is a new two story building. The project included site furnishings, hardscaping, landscaping, and irrigation.



## Magnolia Hall

The project included an upgrade of the existing west wing portion consisting of restoration of historic elements. The project also upgraded the east wing which houses the Nursing program.

## LOS ANGELES TRADE-TECH COLLEGE - PROJECT LIST/ SUPPORT SERVICES

Project/Building Name	Status	Budget at completion
Facilities M&O Headquarters	N/A	\$61,813
Art and Culinary Arts Building	Planning	\$56,334,563
South Campus Athletic Field	Planning	\$6,760,799
Campus-Wide Infrastructure - Main Electrical Distribution System	Planning	\$13,056,606
RWGPL - Grand Avenue Enhancement	Design	\$3,781,320
RWGPL - Blue Line Station Extension	Design	\$3,028,577
East Parking Structure	Construction	\$42,385,310
Master Planning	Ongoing	\$1,928,177
Campus Project Support	Ongoing	\$69,468,485
Bulk Procurement	Ongoing	\$461
South Campus	Completed	\$101,187,298
Learning Resources Center	Completed	\$41,331,282
Campus-Wide Improvements - North Quad	Completed	\$3,948,988
Child Development Center	Completed	\$12,702,607
Auto, Metal Building	Completed	\$6,213,722
Liberal Arts Building	Completed	\$75,998,804
Construction Technology Building	Completed	\$2,157,451
Gymnasium	Completed	\$1,875,551
Math and Science Building	Completed	\$2,241,719
Fashion and Fine Arts Building - Phase I	Completed	\$4,963,737
Building C	Completed	\$54,858
Building E	Completed	\$450,009
Olive Street Parking	Completed	\$13,403,996
Campus-Wide Infrastructure - Emergency Lighting, Fire Alarm and Security Systems	Completed	\$1,706,692
RWGPL - F Ramp	Completed	\$4,395,725
Campus-Wide Improvements - Phase I	Completed	\$23,796,994
Campus-Wide Improvements - Phase II	Completed	\$5,347,386
Campus-Wide Improvements - Phase III	Completed	\$9,230,505
Demand Side Energy Optimization	Cancelled	\$57,212
Transportation and Accessibility Improvements	Completed	\$167,744
Land Acquisition - East Campus	Completed	\$33,500,515
Land Acquisition - South Campus	Completed	\$18,826,872
Fashion and Fine Arts Building - Phase II	Cancelled	\$213,845
Construction Trades Center	Cancelled	\$18,607,713
Performing Arts Center	Cancelled	\$2,984,198
Wellness Center	Cancelled	\$114,754
Re-grout and Seal Tiles in Restrooms	On Hold	\$4,955

<b>Total</b>		<b>\$582,291,243</b>
--------------	--	----------------------



---

# LOS ANGELES VALLEY COLLEGE PROJECT HIGHLIGHTS

Since 1949, Los Angeles Valley College has offered students the education, skills and training necessary to pursue their dreams at the school's Valley Glen campus, located in the eastern San Fernando Valley. Valley College's maintenance and operations building was the first LEED-certified building completed by LACCD's bond-financed build program.



**Multi-Purpose Community Services Center**  
This building includes space for exercise, recreation, computers, and offices.



**Student Service Center**  
The building houses various departments including Financial Aid, Counseling, Admissions and Records, Assessment Center, Career Transfer Center, and Business Office.



**Athletic Training Facility—Baseball Stadium Bleacher**  
The project included building new baseball and softball fields along with weight lifting area.

## LOS ANGELES VALLEY COLLEGE - PROJECT LIST/ SUPPORT SERVICES

Project/Building Name	Status	Budget at completion
Campus Center Building - Phase II	Planning	\$5,865,276
Campus-Wide Improvements - Emergency Lighting, Fire Alarm and Security System	Planning	\$6,496,683
Sustainable Mall	Planning	\$172,707
Campus Infrastructure - Energy Infrastructure and Security System Improvements	Design	\$9,824,057
Media and Performing Arts Center	Design	\$93,669,763
Community Workforce Development Center/New Administration	Construction	\$46,763,335
Bulk Procurement	Ongoing	\$546
Campus Project Support	Ongoing	\$45,866,927
Master Planning	Ongoing	\$8,397,030
Athletic Training Facility-Baseball Stadium Bleacher	Completed	\$35,842,534
Monarch Center (Student Union)	Completed	\$37,832,078
Parking Lots/Internal Roads	Completed	\$3,126,128
Campus-Wide Improvements - Upgrade	Completed	\$5,938,986
Multi-Purpose Community Services Center	Completed	\$25,163,819
Parking Structure	Completed	\$18,222,919
Admin Building	Completed	\$478,827
Allied Health and Sciences Center	Completed	\$72,884,139
Art Building	Completed	\$2,415,494
Behavioral Science Building	Completed	\$965,444
Business Journalism Building	Completed	\$1,919,667
Campus Center Building - Phase I	Completed	\$1,002,535
Campus Improvement - Central Plant/Utilities Infrastructure	Completed	\$26,710,552
Campus Improvement - IT Department	Completed	\$4,460,596
Campus-Wide Restrooms	Completed	\$2,599,036
Child Development Center	Completed	\$16,710,909
Engineering Building	Completed	\$1,709,117
Family Resource Center	Completed	\$1,495,216
Field House	Completed	\$8,189,446
Foreign Language Building	Completed	\$1,165,326
Gym Building	Completed	\$22,966,184
Humanities Building	Completed	\$1,749,598



## LOS ANGELES VALLEY COLLEGE - PROJECT LIST/ SUPPORT SERVICES

Project/Building Name	Status	Budget at completion
Library and Learning Resource Center	Completed	\$37,036,285
Life Sciences Building	Completed	\$1,631,316
Maintenance and Operations, Sheriff Station	Completed	\$8,786,487
Math and Science Building	Completed	\$1,555,678
Motion Picture Building	Completed	\$2,321,111
MTA Bus Station Extension	Completed	\$2,203,165
Music Building	Completed	\$1,959,035
Planetarium Building Modernization	Completed	\$2,472,396
RWGPL	Completed	\$14,358,261
Student Service Center	Completed	\$26,497,278
Theatre Arts Building	Completed	\$3,124,257
New Planetarium Expansion	On Hold	\$151,440
<b>Total</b>		<b>\$612,701,583</b>

# WEST LOS ANGELES COLLEGE PROJECT HIGHLIGHTS

Since it opened in 1969, West Los Angeles College has served thousands of students on its 70-acre campus near Culver City. West awards more than 600 degrees and certificates annually in approximately 50 fields, including STEM areas, computer science, allied health, law and film/tv production, arts, the liberal arts, humanities, and social and behavioral sciences.



## Science and Math Building

The building provides new facilities for four departments and a number of shared lecture halls. The project is organized into two buildings, a Classroom/Lab building and a Dental Hygiene/Faculty Office building.



## General Classroom

The building is a four story structure that provides space for mixed occupancies and an auditorium.



## Student Services Building

The building is four story structure that provides spaced for mixed occupancies, Bookstore, and Food Services.

## WEST LOS ANGELES COLLEGE - PROJECT LIST/ SUPPORT SERVICES

Project/Building Name	Status	Budget at completion
Physical Education & Dance	Design	\$758,885
Watson Center	Design	\$15,488,084
Technology Learning Center	Design	\$41,402,769
Central Plant Phase 1 & 2	Design	\$13,466,423
Campus Wide Infrastructure Improvements	Design	\$4,284,096
Plant Facilities Center - FMO	Design	\$3,424,735
Performing Arts Amphitheater	Construction	\$842,358
Land Acquisition - 10100 Property	Ongoing	\$47,594,818
Master Planning	Ongoing	\$9,133,066
Campus Project Support	Ongoing	\$37,423,422
Bulk Procurement	Ongoing	\$355
Campus Entry Signage	Completed	\$698,585
Science and Math Building	Completed	\$63,959,297
Heldman Learning Resource Center	Completed	\$4,421,674
RWGPL - Landscape/Hardscape	Completed	\$8,417,813
Campus Improvement- Street Improvements Fire Service Road	Completed	\$1,429,233
Student Services Building	Completed	\$37,366,145
Parking Structure - Lot 8	Completed	\$27,853,206
General Classroom	Completed	\$28,148,582
Allied Health and Wellness	Completed	\$16,464,334
Campus Improvements - Signage for Safety and Public Information	Completed	\$747,338
Campus Improvements - Infrastructure Bus Route Turn Around	Completed	\$623,614
Campus Improvements - Athletic Complex	Completed	\$8,136,648
College Boulevard - Second Access Road	Completed	\$14,611,390
North Parking Structure and PV Farm	Completed	\$10,595,578
Fine Arts Building Renovation	On Hold	\$38,276
Career Education	On Hold	\$1,751,428
Science Center Renovation	On Hold	\$48,647
<b>Total</b>		<b>\$399,130,799</b>



# SATELLITES AND MULTICAMPUS

## Satellite and Multi-Campus - Summary

Project Name	Status	Budget at Completion
ELAC Firestone Factory Building	Planning	\$192,395,892
District 770 HQ	Completed	\$49,893,592
LACCD Van de Kamp Innovation Campus	Completed	\$92,731,938
Health Careers Academy at County General	Closed	\$755,652
Mission College - Sunland/Tujunga	Closed	\$24,737
Valley College - Burbank	Closed	\$0
West College - LAX	Closed	\$109,302
Southwest Museum	Closed	\$0
<b>Total</b>		<b>\$335,911,113</b>

# COLLEGE PROJECT CENTRAL SERVICES

## College Project Central Services - Program Holding/Suspense Account

Project Name	Budget at Completion
Program Holding/Suspense Account	\$18
<b>Total</b>	<b>\$18</b>

## College Project Central Services - Owner Controlled Insurance Program (OCIP)

Project Name	Budget at Completion
OCIP - City	\$7,804,544
OCIP - East	\$10,610,610
OCIP - Harbor	\$6,851,463
OCIP - Mission	\$6,814,844
OCIP - Pierce	\$10,298,331
OCIP - Southwest	\$6,562,810
OCIP - Trade	\$7,908,585
OCIP - Valley	\$9,268,421
OCIP - West	\$6,335,869
OCIP - District 770 HQ	\$22,774
OCIP - ADA Compliance	\$2,211,435
OCIP - Escrow Deposit	\$11,081,471
OCIP - Health Careers Academy	\$368,101
OCIP - Southgate	\$3,978,959
OCIP - Storm Water	\$849,532
<b>Total</b>	<b>\$90,967,749</b>

# COLLEGE PROJECT CENTRAL SERVICES

## College Project Central Services - Recycling

Project Name	Budget at Completion
Recycling - City	\$821,035
Recycling - East	\$1,033,584
Recycling - Harbor	\$678,816
Recycling - Mission	\$605,333
Recycling - Pierce	\$845,556
Recycling - Southwest	\$764,616
Recycling - Trade	\$731,111
Recycling - Valley	\$858,432
Recycling - West	\$1,303,920
Recycling - Southgate	\$43,717
<b>Total</b>	<b>\$7,686,120</b>

## College Project Central Services - Furniture, Fixtures and Equipment (FF&E)

Project Name	Budget at Completion
FF & E - City	\$2,261,184
FF & E - East	\$3,309,912
FF & E - Harbor	\$2,305,900
FF & E - Mission	\$1,810,699
FF & E - Pierce	\$3,626,362
FF & E - Southwest	\$2,648,729
FF & E - Trade	\$2,779,926
FF & E - Valley	\$1,876,089
Energy	\$231,420
FF & E - District 770 HQ	\$964,736
FF & E - West	\$2,059,403
FF & E - Southgate	\$954,236
<b>Total</b>	<b>\$24,828,596</b>

## College Project Central Services - Legal

Project Name	Budget at Completion
Legal - City	\$5,264,585
Legal - East	\$7,578,898
Legal - Harbor	\$4,230,174
Legal - Mission	\$4,734,477
Legal - Pierce	\$6,975,244
Legal - Southwest	\$2,731,527
Legal - Trade	\$5,983,385
Legal - Valley	\$5,835,231
Legal - West	\$3,563,751
Legal - Southgate	\$1,051,507
Legal - Van De Kamp	\$1,296,616
<b>Total</b>	<b>\$49,245,395</b>

# COLLEGE PROJECT CENTRAL SERVICES

## College Project Central Services - Asset Management

Project Name	Budget at Completion
Asset Mgmt - City	\$3,258,699
Asset Mgmt - East	\$4,785,363
Asset Mgmt - Harbor	\$1,441,182
Asset Mgmt - Mission	\$2,042,464
Asset Mgmt - Pierce	\$3,817,840
Asset Mgmt - Southwest	\$2,565,735
Asset Mgmt - Trade	\$2,515,780
Asset Mgmt - Valley	\$2,383,056
Asset Mgmt - West	\$2,297,256
Asset Mgmt - District 770 HQ	\$3,000,000
Asset Mgmt - Southgate	\$1,794,430
Outreach for Small Local and Emerging, PLA, Internships, and Apprenticeships	\$22,448,661
<b>Total</b>	<b>\$52,350,466</b>

## College Project Central Services - Move Management

Project Name	Budget at Completion
Move Mgmt - City	\$4,719,169
Move Mgmt - East	\$6,927,914
Move Mgmt - Harbor	\$4,024,553
Move Mgmt - Mission	\$3,816,572
Move Mgmt - Pierce	\$5,203,450
Move Mgmt - Southwest	\$4,580,954
Move Mgmt - Trade	\$4,118,421
Move Mgmt - Valley	\$5,061,154
Move Mgmt - West	\$4,450,569
Move Mgmt - Southgate	\$1,400,894
<b>Total</b>	<b>\$44,303,650</b>

## College Project Central Services - Program Management

Project Name	Budget at Completion
Program Mgmt - City	\$24,705,993
Program Mgmt - East	\$28,202,283
Program Mgmt - Harbor	\$17,625,633
Program Mgmt - Mission	\$17,629,258
Program Mgmt - Pierce	\$28,201,013
Program Mgmt - Southwest	\$17,585,075
Program Mgmt - Trade	\$24,675,886
Program Mgmt - Valley	\$23,969,251
Program Mgmt - West	\$17,625,632
Program Mgmt - Southgate	\$10,575,379
<b>Total</b>	<b>\$210,795,403</b>



# COLLEGE PROJECT CENTRAL SERVICES

## College Project Central Services - Audit

Project Name	Budget at Completion
Audit - City	\$1,604,136
Audit - East	\$1,780,643
Audit - Harbor	\$1,156,934
Audit - Mission	\$1,160,346
Audit - Pierce	\$1,728,219
Audit - Southwest	\$1,125,075
Audit - Trade	\$1,592,747
Audit - Valley	\$1,561,628
Audit - West	\$1,140,198
Audit - Southgate	\$667,710
<b>Total</b>	<b>\$13,517,636</b>

## College Project Central Services - Specialty Consulting

Project Name	Budget at Completion
Specialty Consulting - City	\$5,549,531
Specialty Consulting - East	\$5,985,006
Specialty Consulting - Harbor	\$3,889,799
Specialty Consulting - Mission	\$3,893,350
Specialty Consulting - Pierce	\$5,914,156
Specialty Consulting - Southwest	\$4,086,513
Specialty Consulting - Trade	\$5,125,376
Specialty Consulting - Valley	\$5,251,211
Specialty Consulting - Southgate	\$1,831,158
Specialty Consulting - West	\$4,411,299
Energy	\$492
<b>Total</b>	<b>\$45,937,891</b>

# DISTRICTWIDE INITIATIVES

## Districtwide Initiatives - Energy

Project Name	Budget at Completion
Renewable Energy - City	\$7,172,203
Renewable Energy - East	\$10,307,101
Renewable Energy - Harbor	\$30,895,418
Renewable Energy - Mission	\$798,220
Renewable Energy - Pierce	\$19,999,504
Renewable Energy - Southwest	\$9,029,593
Renewable Energy - Trade	\$8,029,587
Renewable Energy - Valley	\$7,702,990
Renewable Energy - West	\$5,349,283
Renewable Energy - Southgate	\$1,429,530
Renewable Energy - Van De Kamp	\$3,080,613
Renewable Energy - 770 HQ	\$20,079
Renewable Energy - Districtwide	\$3,131,341
Measurement and Demand Response	\$6,929,815
Renewable Energy - Owner's Reserve	\$6,265,607
Energy	\$8,699,218
<b>Total</b>	<b>\$128,840,102</b>

# DISTRICTWIDE INITIATIVES

## Districtwide Initiatives - Transportation and Accessibility Improvement

Project Name	Budget at Completion
Accessibility Improv. - City	\$4,076,648
Accessibility Improv. - East	\$14,558,532
Accessibility Improv. - Harbor	\$4,228,017
Accessibility Improv. - Mission	\$4,278,167
Accessibility Improv. - Pierce	\$6,144,626
Accessibility Improv. - Southwest	\$2,074,292
Accessibility Improv. - Trade	\$9,025,183
Accessibility Improv. - Valley	\$13,268,150
Accessibility Improv. - West	\$7,704,148
Accessibility Improv. - Southgate	\$101,727
Accessibility Improv. - Van De Kamp	\$1,478
Accessibility Improv. - District 770 HQ	\$46,321
Accessibility Improv. - Owner's Reserve	\$2,471,581
<b>Total</b>	<b>\$67,978,870</b>

## Districtwide Initiatives - Technology

Project Name	Budget at Completion
Student Information System (SIS)	\$46,068,040
Connect LACCD Network	\$27,452,547
Servers & Support Equipment	\$18,117,151
One card System (Physical Security) and Monitoring	\$6,000,000
Facility Management (CMMS) and Building Management interface	\$6,009,377
Distance Education Collaboration	\$10,000
Media Lab Enhancement	\$10,000
Standards, Process Mapping and Program Strategy/Management	\$8,731,964
Energy	\$12,038,040
ProjectWise	\$2,068,837
Project Support	\$367,649
Technology Coordinators	\$8,026,926
<b>Total</b>	<b>\$134,900,531</b>

## Districtwide Initiatives - Anti-Graffiti Program

Project Name	Budget at Completion
Anti-Graffiti Program - City	\$72,173
Anti-Graffiti Program - East	\$212,723
Anti-Graffiti Program - Harbor	\$191,379
Anti-Graffiti Program - Mission	\$51,508
Anti-Graffiti Program - Pierce	\$107,258
Anti-Graffiti Program - Southwest	\$134,406
Anti-Graffiti Program - Trade	\$162,046
Anti-Graffiti Program - Valley	\$70,621
Anti-Graffiti Program - West	\$80,009
Anti-Graffiti Program - Southgate	\$35,807
<b>Total</b>	<b>\$1,117,930</b>

# DISTRICTWIDE INITIATIVES

## Districtwide Initiatives - Warranty Program

Project Name	Budget at Completion
Warranty Program - City	\$370,284
Warranty Program - East	\$411,636
Warranty Program - Harbor	\$268,172
Warranty Program - Mission	\$264,303
Warranty Program - Pierce	\$419,824
Warranty Program - Southwest	\$264,920
Warranty Program - Trade	\$375,299
Warranty Program - Valley	\$362,404
Warranty Program - West	\$263,377
Warranty Program - Southgate	\$81,547
Warranty Program - Van De Kamp	\$3,310
<b>Total</b>	<b>\$3,085,076</b>

## Districtwide Initiatives - Whole Building Commissioning

Project Name	Budget at Completion
Whole Building - City	\$2,289,246
Whole Building - East	\$2,544,976
Whole Building - Harbor	\$1,657,980
Whole Building - Mission	\$2,134,994
Whole Building - Pierce	\$2,595,568
Whole Building - Southwest	\$1,637,869
Whole Building - Trade	\$2,320,372
Whole Building - Valley	\$2,240,559
Whole Building - West	\$1,628,343
Whole Building - Southgate	\$731,127
Whole Building - Van De Kamp	\$30,322
<b>Total</b>	<b>\$19,811,356</b>

## Districtwide Initiatives - Stormwater

Project Name	Budget at Completion
Stormwater - City	\$3,072,761
Stormwater - East	\$2,962,914
Stormwater - Harbor	\$609,893
Stormwater - Mission	\$1,724,767
Stormwater - Pierce	\$3,673,801
Stormwater - Southwest	\$1,572,326
Stormwater - Trade	\$3,334,408
Stormwater - Valley	\$2,186,003
Stormwater - West	\$2,648,116
Stormwater - Southgate	\$5,953
Stormwater - Van De Kamp	\$275
Stormwater - Owner's Reserve	\$1,203,161
<b>Total</b>	<b>\$22,994,378</b>



# ACRONYMS AND ABBREVIATIONS

<b>ADA</b>	Americans with Disabilities Act
<b>CMMS</b>	Computerized Maintenance Managing System
<b>DCOC</b>	District Citizens' Oversight Committee
<b>ELAC</b>	East Los Angeles College
<b>ESC</b>	Educational Service Center
<b>FF&amp;E</b>	Furniture, Fixtures and Equipment
<b>FMO</b>	Facilities, Maintenance and Operations
<b>HQ</b>	Headquarters
<b>HVAC</b>	Heating, Ventilation and Air Conditioning
<b>IT</b>	Information Technology
<b>LACC</b>	Los Angeles City College
<b>LACCD</b>	Los Angeles Community College District
<b>LAHC</b>	Los Angeles Harbor College
<b>LAMC</b>	Los Angeles Mission College
<b>LAPC</b>	Los Angeles Pierce College
<b>LASC</b>	Los Angeles Southwest College
<b>LATTC</b>	Los Angeles Trade Tech College
<b>LAUSD</b>	Los Angeles Unified School District

# ACRONYMS AND ABBREVIATIONS

<b>LAVC</b>	Los Angeles Valley College
<b>LAX</b>	Los Angeles International Airport
<b>LEED</b>	Leadership in Energy and Environmental Design
<b>LSEDV</b>	Local, Small, Emerging, Disabled, and Veteran
<b>LWHP</b>	Local Worker Hiring Program
<b>M&amp;O</b>	Maintenance and Operations
<b>MTA</b>	Metropolitan Transportation Authority
<b>OCIP</b>	Owner Controlled Insurance Program
<b>PE</b>	Physical Education
<b>PLA</b>	Project Labor Agreement
<b>PMO</b>	Program Management Office
<b>PV</b>	Photovoltaic
<b>RWGPL</b>	Roadway, Walkway, Grounds, Parking Lots
<b>SIS</b>	Student Information System
<b>SLE</b>	Student Learning Environment
<b>Specialty Consulting</b>	Located in the “College Projects Central Services” list, this line item includes prevailing wage labor compliance program costs, small business bond assistance program costs, real estate consulting costs, construction documentation services,
<b>SPS</b>	Student Program and Services
<b>STEAM</b>	Science, Technology, Engineering Art, and Mathematics
<b>Task Order</b>	Procurement method utilized to select a firm from an established bench of vendors that was competitively bid to provide construction/professional services.
<b>WLAC</b>	West Los Angeles College

