



# **DISTRICT CITIZENS' OVERSIGHT COMMITTEE**

**PROPOSITIONS A, AA, and MEASURES J, CC**



## **2016-2017 ANNUAL REPORT**

### **OUR COLLEGES:**

**EAST LOS ANGELES COLLEGE (ELAC)**

**LOS ANGELES CITY COLLEGE (LACC)**

**LOS ANGELES HARBOR COLLEGE (LAHC)**

**LOS ANGELES MISSION COLLEGE (LAMC)**

**LOS ANGELES PIERCE COLLEGE (LAPC)**

**LOS ANGELES SOUTHWEST COLLEGE (LASC)**

**LOS ANGELES TRADE-TECH COLLEGE (LATTTC)**

**LOS ANGELES VALLEY COLLEGE (LAVC)**

**WEST LOS ANGELES COLLEGE (WLAC)**

Intentionally Left Blank

## To the Los Angeles Community College District Community and those it serves:

Continuing to fulfill its commitment to the voters and taxpayers of the Los Angeles Community College District (LACCD), the District Citizens' Oversight Committee (DCOC) offers this annual report on the status of the Proposition A, AA, Measure J, and Measure CC bond program at the conclusion of the 2016-17 fiscal year (July 1, 2016 – June 30, 2017). It has been a busy year of construction and renovation at LACCD's nine colleges and its satellite campuses. This bond program is truly a significant endeavor and without the support from various groups including students, faculty, staff, administrators, and most importantly the taxpayers, this program would not exist.

Proposition A was approved by the voters in 2001 for \$1.245 billion. Proposition AA was approved by the voters in 2003 for \$980 million. Measure J was approved by the voters in 2008 for \$3.5 billion. Measure CC was approved by the voters in 2016 for \$3.3 billion. Most of the funds for Propositions A and AA have now been expended and many of the Measure J projects have been designed and are either currently under construction or completed.

Planning for Measure CC, the recently passed bond measure is underway. The goal for this measure aligns with the overall goal for the bond program which is to create first class learning facilities that support current enrollment and increased enrollment in years to come. Numerous stakeholder discussions have taken place with the District, Colleges, and various Committees on the implementation plan for this measure. The DCOC will continue to have an active role in the oversight of this most recent bond measure along with prior bond measures to ensure funds are expended as the voters intended.

As the eyes and ears of the taxpayers ensuring that bond funds are spent appropriately, the DCOC reviews spending reports and activities using bond funds. Two important documents that are presented to the DCOC annually are the financial and performance audits. The performance audit for Fiscal Year 2015-16 did not identify any significant internal control deficiencies and was performed in accordance with Government Auditing Standards. The financial audit for Fiscal Year 2015-16 found that the statement of expenditures of bond proceeds were in accordance with United States Generally Accepted Accounting Principles. Copies of these audits are available on the building program website (<http://www.build-laccd/oversight/reviews-and-audits>).

Reports and communication play an integral role in our oversight role on the DCOC. In recognition of this, both BuildLACCD and the DCOC work collaboratively to identify important metrics and criteria to report on to ensure transparency. This past year the DCOC requested revisions to a project status report that is routinely presented to

---


the group and the public. The revisions provided the necessary information for the DCOC to make decisions and provide effective oversight. In addition, the District's building program reviewed and revised their Dashboard Report this past year to make it more user friendly. A mobile version was also introduced allowing accessibility to users from their mobile devices. It allows the user drill down to data by college and project.

Over the past year LACCD has been recognized by a number of organizations that have bestowed awards on the bond program. Four construction safety awards were awarded by Liberty Mutual Insurance in recognition of safety. The Construction Management Association of America Southern California Chapter "Creating Opportunities for Diversity and Equality" (CODE) award was received which recognizes outreach efforts and training workshops focused on increasing contracting participation of Local, Small, Emerging, and Disabled Veteran owned businesses. The Los Angeles Valley College Student Union building received the Community College Facility Coalition Professional Design Award of Excellence, the Design-Build Institute of America Project Team Award, and the Engineering News Record Award of Merit.

Lastly, it has been an honor to have served as the Chair of the DCOC this past year. I would like to acknowledge and thank my fellow committee members for their hard work and dedication. Committee members are a diverse group of leaders from the business and education communities and bring individual expertise and experience to this critical oversight role.

*Donna "Obie" Slamon, Chairperson, DCOC*





## TABLE OF CONTENTS

About the District.....	6
Our Members.....	7
DCOC Meeting Schedule & LACCD Board of Trustees.....	7
District Bond Program Facts.....	8-9
Solar Power Generation.....	10
Community Economic Development Program.....	11-12
East Los Angeles College (ELAC) Project Highlights.....	13
ELAC Project List.....	14-15
Los Angeles City College (LACC) Project Highlights.....	16
LACC Project List.....	17-18
Los Angeles Harbor College (LAHC) Project Highlights.....	19
LAHC Project List.....	20-21
Los Angeles Mission College (LAMC) Project Highlights.....	22
LAMC Project List.....	23-24
Los Angeles Pierce College (LAPC) Project Highlights.....	25
LAPC Project List.....	26-28
Los Angeles Southwest College (LASC) Project Highlights.....	29
LASC Project List.....	30-31
Los Angeles Trade-Tech College (LATTC) Project Highlights.....	32
LATTC Project List.....	33-35
Los Angeles Valley College (LAVC) Project Highlights.....	36
LAVC Project List.....	37-38
West Los Angeles College (WLAC) Project Highlights.....	39
WLAC Project List.....	40-41
Satellites and Multicampus Project List.....	42-43
College Project Central Services Project List.....	44-45
Districtwide Initiatives Project List.....	46-47
Acronyms & Abbreviations.....	48-49

# ABOUT THE DISTRICT

Over the past seventy-nine years the Los Angeles Community College District (LACCD) has served as the educational institution to more than three million students. Affordable, accessible and practical, the LACCD offers opportunity to all. The doors are wide open for a diverse student population eager for skills, knowledge and upward mobility. LACCD educates almost three times as many Latino students and nearly four times as many African-American students as all of the University of California campuses combined. Eighty percent of LACCD

students are from underserved populations. The LACCD serves approximately 225,000 students a year in 36 cities and communities across an area of 900 square miles. LACCD is, by many measures, the largest community college district in the United States. The LACCD is composed of nine comprehensive colleges and a central office. An elected, seven-member Board of Trustees, serving four-year terms, governs the LACCD. One student trustee, selected by the students, serves a one-year term beginning on June 1st of every year.

## Propositions A, AA and Measures J, CC - District Citizens' Oversight Committee:

The Board of Trustees for the Los Angeles Community College District formed the District Citizens' Oversight Committee (DCOC) in June 2001 to provide a vital link between the District and the community with respect to implementation of Proposition A funds for construction and modernization projects within the District. The Proposition A bond measure totaled \$1.245 billion. The voters subsequently approved three additional bonds: Proposition AA, Measure J, and Measure CC. Proposition AA bond measure totaled \$980 million, Measure J bond measure totaled \$3.5 billion, and Measure CC bond measure totaled \$3.3 billion. The DCOC consists of representatives from the local communities. The DCOC members are appointed for a two year term and can be re-appointed for a term not to exceed two consecutive terms.

### Highlight

In August 2017 the Moody's and Standard & Poor's rating agencies issued the District a bond rating "Aa1" to "AA+" respectively, which results in savings to taxpayers due to reduced borrowing costs.

## Report Covers Fiscal Year 2016-17 (July 1, 2016 - June 30, 2017)

This is the DCOC's formal annual report on bond money generated by Propositions A, AA and Measures J, CC consistent with the requirements of Proposition 39.

## DCOC Establishment, Purpose and Responsibilities

As provided in Education Code section 15278, the District's Citizens' Oversight Committee was established by the Board of Trustees to inform the public concerning the District's expenditure of revenues received from the sale of bonds authorized by the voters on April 10, 2001, May 20, 2003, November 4, 2008, and November 8, 2016.

The District Citizens' Oversight Committee will provide oversight ensuring that:

- a. bond revenues are expended only for the construction, rehabilitation, or replacement of college facilities, including the furnishing and equipping of college facilities, or the acquisition or lease of real property for college facilities; and
- b. no bond revenues are expended for any teacher or administrative salaries or other college operating expenses.

# OUR MEMBERS

## Members:

Donna "Obie" Slamon, Chair, *College Representative*, Chair, Los Angeles Pierce College Citizens' Oversight Committee  
Gary L. Cook, Vice Chair, *Senior Representative*, Business Manager Financial Secretary-Treasurer, Plumber's Local 78 (Retired)  
Lanny Nelms, *College Representative*, Principal, Harbor Community Adult School (Retired)  
David Morin, *College Representative*, Chair of Mathematics Department, East Los Angeles College (Former)  
Antonio Sanchez, *At-Large Representative*, Political Director, IBEW (International Brotherhood of Electrical Workers, Local 11)  
Raymond Cheng, *Business Representative*, Associate Director of Facilities Planning, Design, and Construction, Cedars-Sinai Medical Center  
David Gomez, *Labor Representative*, Business Development Associate, IBEW/NECA (International Brotherhood of Electrical Workers/National Electrical Contractors Association)  
Dr. J. Eric Bubbers, *Foundation Representative*, Vice President, Los Angeles Valley College Foundation Board of Directors  
John Hakel, *Taxpayer Representative*, Executive Director, Southern California Partnership for Jobs  
Bryan O. Woodert, *Student Representative*, Student Trustee, Los Angeles Community College District

## DCOC Regular Meetings

All meetings are open to the public, recorded and documented by minutes. The schedule for 2017-18 is:

**August 25, 2017 12pm-2pm - LAMC**

**October 20, 2017 12pm-2pm - LAPC**

**December 8, 2017, 12pm-2pm - Location TBD**

**February 23, 2018 12pm-2pm - Location TBD**

**April 20, 2018 12pm-2pm - Location TBD**

**June 8, 2018 12pm-2pm - Location TBD**

Please check the website for schedule/location changes:

[www.build-laccd.org/oversight](http://www.build-laccd.org/oversight)

## Los Angeles Community College District

### Board of Trustees:

- ◆ Sydney K. Kamlager, President (Seat No. 3)
- ◆ Mike Fong, Vice President (Seat No. 7)
- ◆ Gabriel Buelna, Ph.D. (Seat No. 6)
- ◆ Andra Hoffman (Seat No. 1)
- ◆ Ernest H. Moreno (Seat No. 4)
- ◆ Scott J. Svonkin (Seat No. 5)
- ◆ Steven F. Veres (Seat No. 2)
- ◆ Christopher Martinez, Student Trustee

### Chancellor:

- ◆ Dr. Francisco C. Rodriguez

## DCOC Contact Information

Lilian Mazariegos  
Telephone: (213) 891-2081  
Email: [mazarild@email.laccd.edu](mailto:mazarild@email.laccd.edu)

Los Angeles Community College District  
District Citizens' Oversight Committee  
770 Wilshire Boulevard, 9th Floor  
Los Angeles, CA 90017



## DISTRICT BOND PROGRAM FACTS

### BUDGET OVERVIEW

Total: **\$9,589,364,740\***

Contracted: **\$5,429,842,766**

Expended: **\$5,055,606,386**

Program Reserve: **\$0\*\***

\*Amount reflects four bond issues, state and federal funding, interest and other sources.

\*\*CFE and Chancellor approved release of remaining reserve funds back to colleges for use on current projects that were deferred or have initiated under Measure CC.

### STATUS OF PROJECTS

**635** Projects are Complete

**28** In Construction

**49** Projects in Design

**4** Projects in Procurement

**13** Projects in Planning

**89** Projects Pending

## DISTRICT BOND PROGRAM AUDITS, REPORTS AND LACCD RESPONSES

The following were completed and presented to the DCOC:

- Bond Performance Audit — Fiscal Year Ended June 30, 2016  
[www.build-laccd.org/oversight/reviews-and-audits](http://www.build-laccd.org/oversight/reviews-and-audits)
- Bond Financial Audit — Fiscal Year Ended June 30, 2016  
[www.build-laccd.org/oversight/reviews-and-audits](http://www.build-laccd.org/oversight/reviews-and-audits)
- LACCD Building Program Schedule  
[www.build-laccd.org/oversight/oversight-committees/meetings-agendas-minutes](http://www.build-laccd.org/oversight/oversight-committees/meetings-agendas-minutes)

The reports can be found at: [www.build-laccd.org/oversight/reviews-and-audits](http://www.build-laccd.org/oversight/reviews-and-audits).



# DISTRICT BOND PROGRAM FACTS

## 69 Leadership in Energy & Environmental Design (LEED) Projects\*:

### 52 LEED Building Certified

- ♦ 4 Platinum
- ♦ 24 Gold
- ♦ 16 Silver
- ♦ 8 Certified

### 1 LEED Gold Certified Campus

### 17 LEED Ongoing LEED Projects

- ♦ 1 Project in Programming
- ♦ 6 Projects in Design
- ♦ 10 Projects in Construction

\*Projects may include more than one building.



LAMC - East Campus (LEED Platinum)



LAHC - Science Complex (LEED Platinum)



LACC - Science and Technology (LEED Silver)

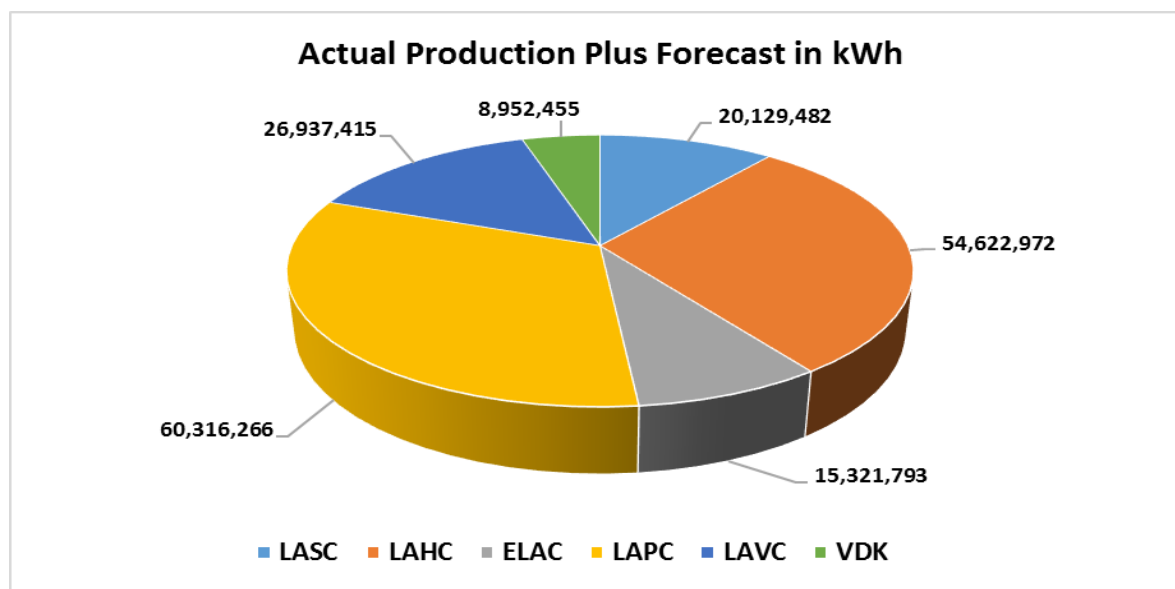


WLAC - Science and Math (LEED Gold)

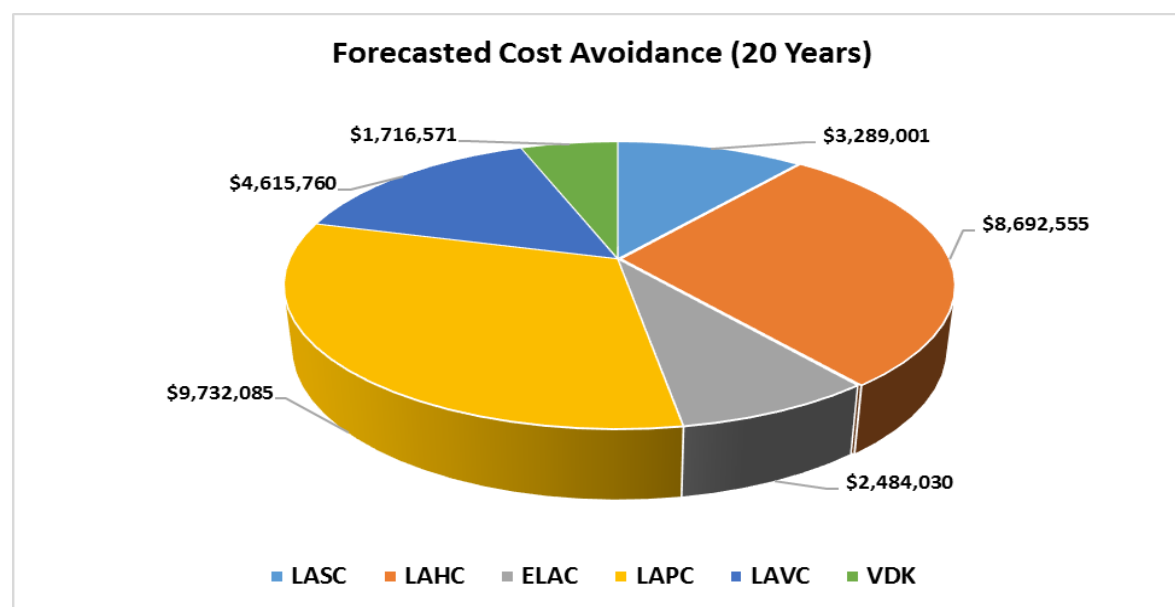


# SOLAR POWER GENERATION

The Los Angeles Community College District (LACCD) is a leader in environmentally responsible construction. As part of this movement, the LACCD is generating solar power on its campuses and taking other steps to reduce the colleges' carbon footprint. The LACCD has installed nearly 10 MW (mega-watt) of solar photovoltaic across the District. The LACCD has installed photovoltaic systems at all colleges with the ten largest installations located on the campuses of Harbor College, East Los Angeles College, Pierce College, South West, Valley College, and Van de Kamp Satellite. To date, the LACCD has generated over 61,000,000 kWh (kilowatt-hours) from installed photovoltaic systems. This is equivalent to emissions from nearly 10,000 cars, or electricity use of over 6,800 homes. The LACCD generated nearly 8,000,000 kWh from solar photovoltaic in the last twelve month period, offsetting over \$1.1 million of electricity cost to the colleges. This is equivalent to emissions from over 1,200 cars, or electricity use of nearly 900 homes.



Lifetime actual production status as of August 2010.



# Community Economic Development Program

The Los Angeles Community College District (LACCD) Community Economic Development (CED) Program was established by the Board of Trustees to increase participation by local businesses, students, and workers to maximize the economic impact of the \$9.6 billion BuildLACCD Program. The CED Program includes a comprehensive Local Worker Hiring Program (LWHP), Local, Small, Emerging, Disabled, and Veteran (LSEDV) Program, and College Internship Program.

The CED Program is part of the Los Angeles Regional Workforce Manager Transformation Group which is a collaborative effort among public agencies, community-based organizations, and the contracting community to track workers throughout the life cycle of his or her career, and to measure local economic impact as a result of public infrastructure investment. The participating public agencies are creating a Memorandum of Understanding (MOU) to establish the guidelines for data sharing and developing the technical specification requirements for the next phases of system development, which includes significant input from community partners. Partners for this effort include: LACCD, LA Metro, City of Los Angeles, LAX, LA County, YouthBuild, Emerald Cities Collaborative, AECOM, Clark Construction, and Parsons.

Through Board Rule 7103.17

**Opportunities for Local, Small and Emerging Businesses**, the Board of Trustees established a 30% LSEDV participation goal that applies to all Build Program contracts.

Contract Category	Total Firms	LSEDV Firms	LSEDV Firms with Task Orders	Non-LSEDV Firms with Task Orders
Staff Augmentation	180	126	26	11
Architecture/Engineering	45	28	5	11
Civil Engineering	9	7	0	2
Environmental	13	8	2	1
Geotechnical Engineering	10	7	0	0
Inspector of Record	19	13	6	4
Laboratory of Record	9	5	5	2
Whole Bldg. Commissioning	11	3	0	3
<b>Professional Services</b>	<b>296</b>	<b>197</b>	<b>44</b>	<b>34</b>
<b>Construction Companies</b>	<b>51</b>	<b>20</b>	<b>N/A</b>	<b>N/A</b>
<b>Pre-Qualified Service Providers (PQSP)</b>	<b>50</b>	<b>50</b>	<b>10</b>	<b>0</b>

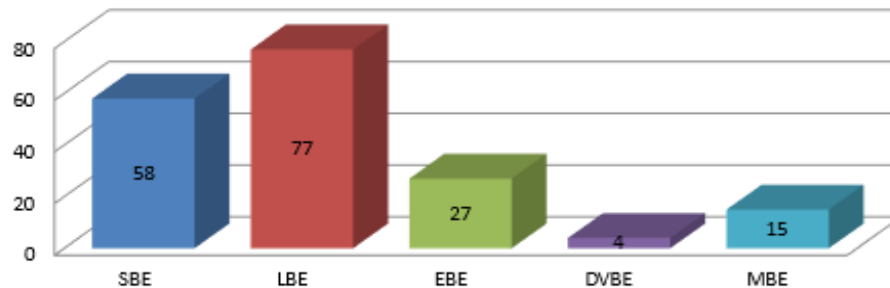
**397**  
Total  
Companies

**267**  
LSEDV  
Companies

**61%**  
Task Orders  
awarded to  
LSEDV

The **Small Contractor Boot Camp Program** is a six-week seminar program designed to provide small contractors with the tools necessary to improve their competitive capacity to compete in public works through a comprehensive hands-on curriculum.

## Small Contractor Boot Camp Graduates (118)



*118 Small Contractors attended 3 Small Contractor Boot Camp Cohorts from Spring 2015 through Spring 2016.*

- 49% (58) Small Business Enterprise (SBE)
- 65% (77) Local Business Enterprise (LBE)
- 23% (27) Emerging Business Enterprise (EBE)
- 3% (4) Disabled Veteran Business Enterprise (DVBE)
- 13% (15) Minority Business Enterprise (MBE)

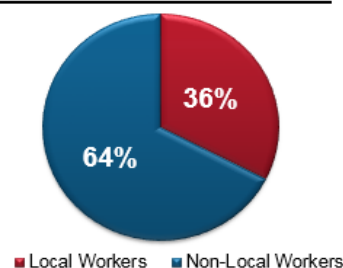
*\*Firms may be certified in multiple categories*

# Community Economic Development Program

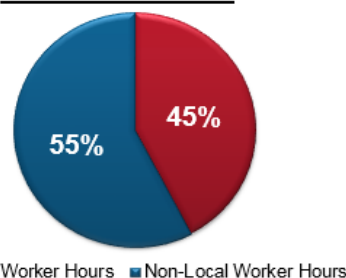
Through the Project Labor Agreement (PLA), the Build Program and its contractors are guaranteed the skilled labor necessary to execute its capital improvement program. The PLA contains a **local worker\* hiring** component and establishes a pathway to various apprenticeships for Los Angeles Trade Tech students (LATTTC) that applies to all bond funded projects.



**Local Workers under Old PLA\*\***



**Local Worker Hours\*\*\***



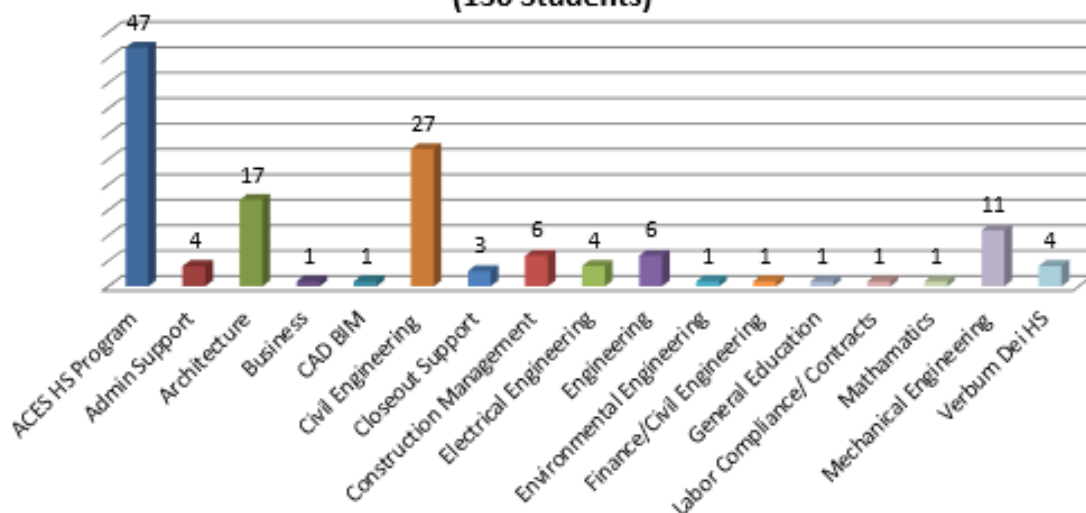
\* Cumulative since the inception of the amended PLA on 7/8/15; goal is 35% local worker hire.

\*\* Cumulative since October 2014 for remaining projects covered under old PLA; goal is 30% local worker hire.

\*\*\* Cumulative since October 2014 for projects on both new and old PLA; no goal.

The **College Internship Program** works in professional collaboration with **Industry Partners** to identify internship opportunities and provide students an avenue to engage, learn and pursue STEAM academic pathways and careers in architecture, engineering, construction, construction management, and IT disciplines.

**Interns  
(136 Students)**



\*An individual who resides in the Primary Residency Preference Area (zip codes within campus community of project) or the Secondary Residency Preference Area (zip codes within the LACCD geographic boundaries).

# EAST LOS ANGELES COLLEGE PROJECT HIGHLIGHTS

Each year, ELAC helps more than 1,000 of its students transfer to the University of California and California State University systems. Forty-seven percent of its students are focused on transferring to a 4-year school while 18 percent are working toward career preparedness. The college's 80-acre campus is located 10 miles east of downtown Los Angeles in suburban Monterey Park. ELAC's focus on STEM (Science, Technology, Engineering, and Mathematics) and MESA (Mathematics, Engineering, and Science Achievement) is evident in the 120,000 SF Science Career & Mathematics Complex (SCMC). Finishing the SCMC will complete the east-west campus quad, which also includes the Campus Student Center Bookstore and the recently commissioned Ernest H. Moreno Language Arts and Humanities building - the State of California's largest classroom building.



**Campus Student Center/Book Store Complex**



**Performing and Fine Arts Complex**

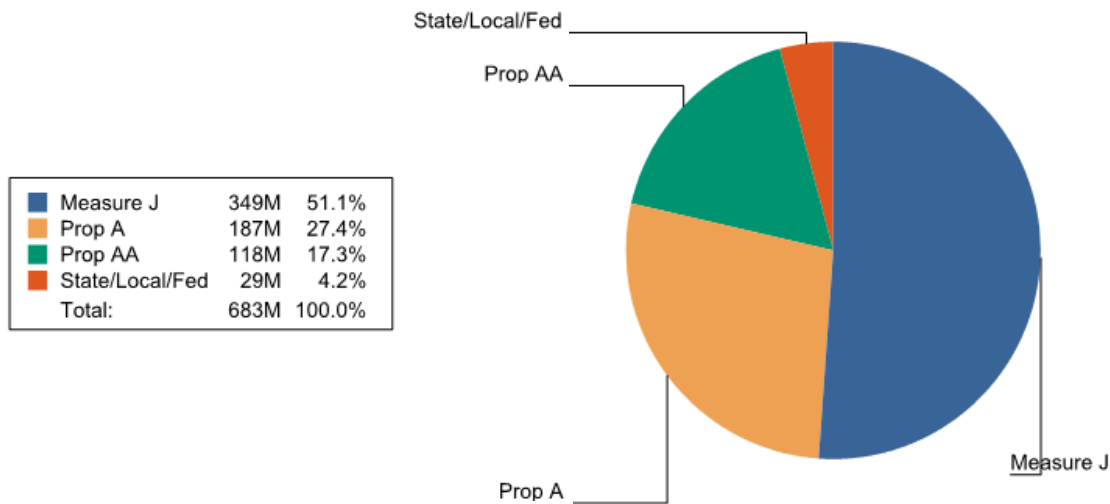


**Math & Science**



# EAST LOS ANGELES COLLEGE - PROGRAM FUNDING/COLLEGE BUDGET

## PROGRAM FUNDING



## COLLEGE BUDGET

Cost Type "Bucket"	[a] Current Budget	[b] Contracted	[c] Expended	[d] Estimate at Completion	[e]=[a]-[d] Budget Variance
Programming & Design	\$56,449,180	\$54,386,791	\$52,198,796	\$55,246,837	\$1,202,342
Owner's Reserve	\$11,205,883	\$0	\$0	\$10,523,576	\$682,307
Program & Project Management	\$63,202,278	\$61,831,276	\$61,215,610	\$63,810,356	\$(608,078)
Land Acquisition	\$13,472,023	\$13,472,023	\$13,472,023	\$13,472,023	\$0
Asset, Move, Legal/Audit & Specialty	\$8,408,820	\$8,240,474	\$8,236,271	\$8,408,820	\$0
Construction	\$511,834,658	\$478,577,134	\$466,058,415	\$513,112,654	\$(1,277,996)
Furniture, Fixtures & Equipment	\$18,678,150	\$17,376,636	\$17,361,697	\$18,676,726	\$1,424
<b>Total Budget</b>	<b>\$683,250,992</b>	<b>\$633,884,335</b>	<b>\$618,542,813</b>	<b>\$683,250,992</b>	<b>\$0</b>



## EAST LOS ANGELES COLLEGE - SUB-PROJECT LIST

SUB-PROJECTS						
Sub-Project ID	Project/Building Name	Status	[a] Current Budget	[b] Estimate at Completion	[c]=[a]-[b] Budget Variance	Academic Occupancy Date
02E-218.00	Academic Network Integrated Backbone	In Des. Procurement	\$4,750,618	\$4,750,618	\$0	04/10/2019
02E-222.05	Science Career & Mathematics Building G8 (Earth Science)	In Construction	\$17,285,224	\$17,285,224	\$0	06/18/2018
02E-222.07	Site Restorations at Bungalow Complexes	In Programming	\$2,167,358	\$2,167,358	\$0	02/11/2019
02E-273.08	RWGPL - Monterey Park Water Upgrade	In Const Procurement	\$1,500,000	\$1,500,000	\$0	04/19/2018
<b>Total Active Subprojects</b>			<b>\$25,703,200</b>	<b>\$25,703,200</b>	<b>\$0</b>	
02E-222.06	Science Career & Mathematics Building H8 (Physics)	Deferred	\$170,329	\$170,329	\$0	
02E-232.00	Health Careers Center	Deferred	\$2,445,075	\$2,445,075	\$0	
<b>Total Pending Subprojects</b>			<b>\$2,615,405</b>	<b>\$2,615,405</b>	<b>\$0</b>	
Cancelled			\$1,454,239	\$1,454,239	\$0	
Completed			\$554,117,172	\$554,207,152	\$(89,979)	
Land Aquisition			\$13,459,468	\$13,459,468	\$0	
Master Plan			\$941,558	\$941,558	\$0	
Procurement			\$115,168	\$115,168	\$0	
Support Services			\$84,844,782	\$84,754,802	\$89,979	
<b>All Remaining Subprojects</b>			<b>\$654,932,388</b>	<b>\$654,932,388</b>	<b>\$0</b>	
<b>Total East Los Angeles College Subprojects</b>			<b>\$683,250,992</b>	<b>\$683,250,992</b>	<b>\$0</b>	

# LOS ANGELES CITY COLLEGE PROJECT HIGHLIGHTS

Los Angeles City College sits on a 49 acre site that once served as UCLA's campus before moving to Westwood. The college facilities include more than a dozen multistory classroom buildings including a library, computer labs, fitness centers, theatre, and TV/film studios. Nearly \$569 million in publicly approved bond funds have transformed LACC into a state-of-the-art learning center in the middle of Los Angeles' urban core. The LACC campus now accommodates learning in the digital age.



**Green Technology Student Union Building**



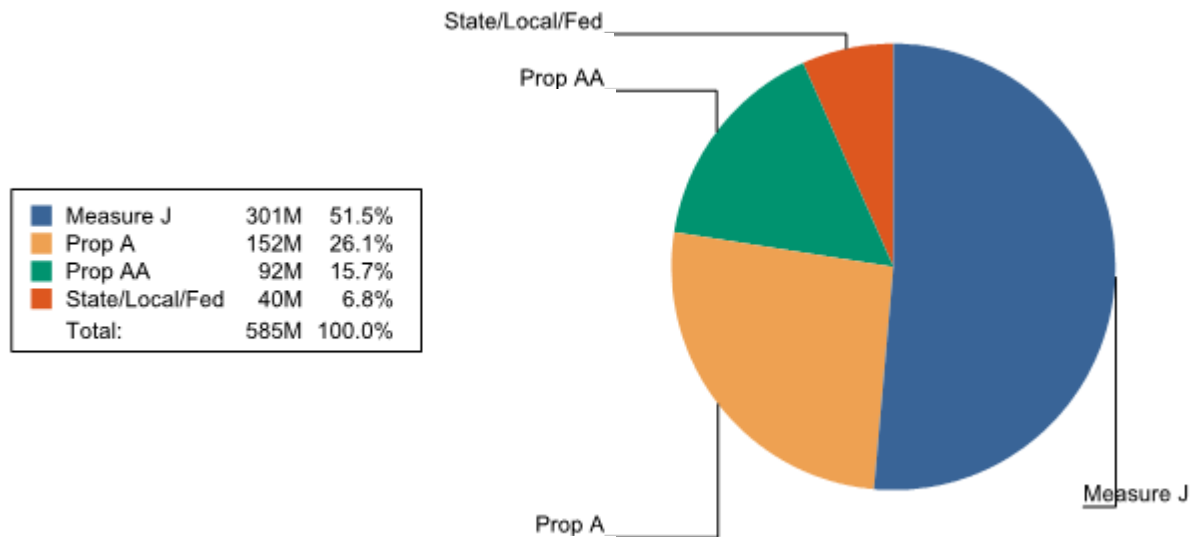
**Child Development Center**



**Student Services Center**

# LOS ANGELES CITY COLLEGE - PROGRAM FUNDING/COLLEGE BUDGET

## PROGRAM FUNDING



## COLLEGE BUDGET

Cost Type "Bucket"	[a] Current Budget	[b] Contracted	[c] Expended	[d] Estimate at Completion	[e]=[a]-[d] Budget Variance
Asset, Move, Legal/Audit & Specialty	\$9,330,624	\$8,973,779	\$8,955,572	\$9,322,287	\$8,337
Programming & Design	\$46,822,237	\$45,902,271	\$43,111,472	\$47,095,795	\$(273,558)
Construction	\$449,193,240	\$388,646,179	\$365,779,583	\$448,951,129	\$242,111
Owner's Reserve	\$1,523,422	\$0	\$0	\$1,470,371	\$53,051
Land Acquisition	\$4,560	\$4,560	\$4,560	\$4,560	\$0
Program & Project Management	\$59,546,379	\$56,379,150	\$55,368,468	\$59,583,906	\$(37,527)
Furniture, Fixtures & Equipment	\$18,598,591	\$13,621,522	\$13,484,950	\$18,591,006	\$7,585
<b>Total Budget</b>	<b>\$585,019,054</b>	<b>\$513,527,461</b>	<b>\$486,704,606</b>	<b>\$585,019,054</b>	<b>\$0</b>

## LOS ANGELES CITY COLLEGE - SUB-PROJECT LIST

SUB-PROJECTS						
Sub-Project ID	Project/Building Name	Status	[a] Current Budget	[b] Estimate at Completion	[c]=[a]-[b] Budget Variance	Academic Occupancy Date
01C-106.00	Cesar Chavez - Admin Building Modernization	In Design	\$31,300,931	\$31,300,931	\$0	06/15/2020
01C-108.00	Da Vinci Hall	In Construction	\$28,327,801	\$28,327,801	\$0	08/27/2018
01C-142.00	Temporary Facilities/3020 Wilshire	In Design	\$14,763,450	\$14,763,450	\$0	
01C-149.00	Demolition of Men's Gym, Pool, Maint & Misc Bungalows	In Const Procurement	\$1,467,591	\$1,467,591	\$0	
01C-172.00	Emergency Lighting, Fire Alarm, and Security Systems	In Programming	\$5,487,508	\$5,487,508	\$0	01/29/2020
01C-173.02	RWGPL - Landscaping/Hardscape Improvements	In Programming	\$7,765,049	\$7,765,049	\$0	01/29/2020
01C-173.06	RWGPL - Central Plant Phase II	At DSA	\$7,696,944	\$7,696,944	\$0	12/03/2018
<b>Total Active Subprojects</b>			<b>\$96,809,275</b>	<b>\$96,809,275</b>	<b>\$0</b>	
01C-116.01	M&O FACILITIES	Deferred	\$326,455	\$326,455	\$0	12/17/2018
01C-132.01	CITY-CAFETERIA BLDG RENOVATION	Deferred	\$3,105	\$3,105	\$0	
01C-148.00	South Gym Modernization	Deferred	\$1,205,441	\$1,205,441	\$0	
01C-150.03	Chemistry Building Improvements	Deferred	\$5,160	\$5,160	\$0	
<b>Total Pending Subprojects</b>			<b>\$1,540,161</b>	<b>\$1,540,161</b>	<b>\$0</b>	
Cancelled			\$2,493,861	\$2,493,861	\$0	
Completed			\$394,517,826	\$394,524,811	\$(6,984)	
Land Aquisition			\$25,444,695	\$25,444,695	\$0	
Master Plan			\$1,769,429	\$1,769,429	\$0	
Procurement			\$2,194	\$2,194	\$0	
Support Services			\$62,441,614	\$62,434,630	\$6,984	
<b>All Remaining Subprojects</b>			<b>\$486,669,618</b>	<b>\$486,669,618</b>	<b>\$0</b>	
<b>Total Los Angeles City College Subprojects</b>			<b>\$585,019,054</b>	<b>\$585,019,054</b>	<b>\$0</b>	



# LOS ANGELES HARBOR COLLEGE PROJECT HIGHLIGHTS

Los Angeles Harbor College's educational programs and support services meet the needs of the diverse communities within the South Bay and the adjacent communities of the Palos Verdes Peninsula, Port of Long Beach, and the cities of Torrance, Carson and Gardena. Student Success, Excellence, Integrity, A Supportive Environment, Personal and Institutional Accountability, and Civic Responsibility are part the institute's core values. LAHC presents a broad range of programs geared toward helping students prepare themselves for life in the 21<sup>st</sup> Century and offering a variety of programs and services to help its students achieve life goals.



**Physical Education & Wellness**



**West Parking Structure**

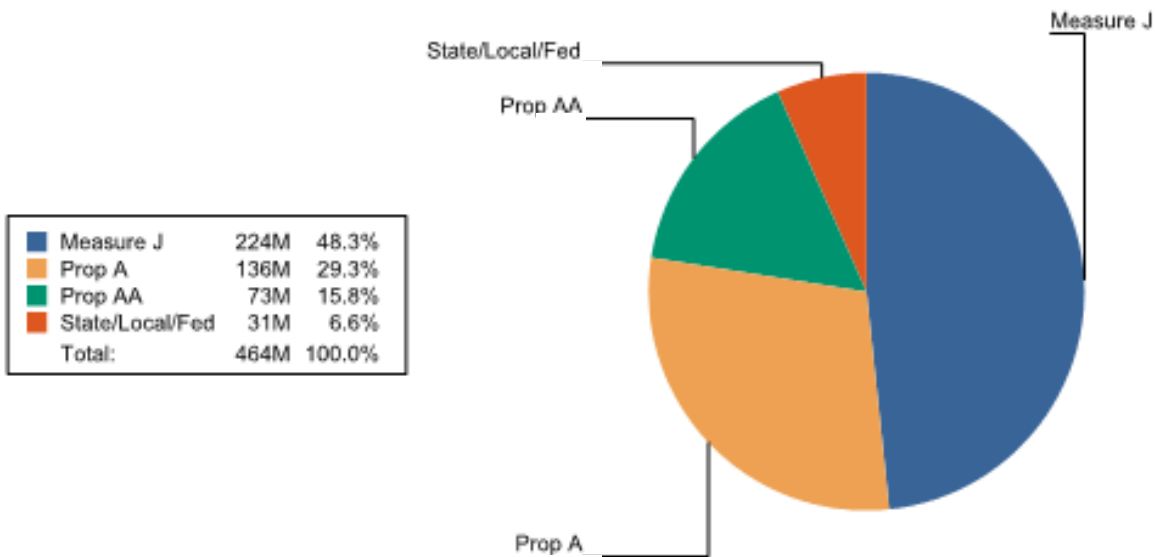


**Science Complex**



# LOS ANGELES HARBOR COLLEGE - PROGRAM FUNDING/COLLEGE BUDGET

## PROGRAM FUNDING



## COLLEGE BUDGET

Cost Type "Bucket"	[a] Current Budget	[b] Contracted	[c] Expended	[d] Estimate at Completion	[e]=[a]-[d] Budget Variance
Furniture, Fixtures & Equipment	\$16,782,676	\$13,908,928	\$13,942,410	\$16,782,676	\$0
Construction	\$343,143,349	\$323,322,853	\$291,486,315	\$343,146,049	\$(2,700)
Programming & Design	\$44,408,675	\$44,663,822	\$43,635,072	\$44,405,975	\$2,700
Land Acquisition	\$990	\$990	\$990	\$990	\$0
Program & Project Management	\$50,725,817	\$48,545,015	\$48,046,036	\$50,725,817	\$0
Owner's Reserve	\$31,156	\$0	\$0	\$31,156	\$0
Asset, Move, Legal/Audit & Specialty	\$8,634,494	\$8,100,877	\$8,067,022	\$8,634,494	\$0
<b>Total Budget</b>	<b>\$463,727,156</b>	<b>\$438,542,486</b>	<b>\$405,177,845</b>	<b>\$463,727,156</b>	<b>\$0</b>

## LOS ANGELES HARBOR COLLEGE - SUB-PROJECT LIST

SUB-PROJECTS						
Sub-Project ID	Project/Building Name	Status	[a] Current Budget	[b] Estimate at Completion	[c]=[a]-[b] Budget Variance	Academic Occupancy Date
03H-338.01	Campus Wide ADA Transition	In Construction	\$2,208,142	\$2,208,142	\$0	10/26/2017
03H-350.01	S.A.I.L.S-Student Union	In Construction	\$69,433,287	\$69,433,287	\$0	08/27/2018
03H-350.03	S.A.I.L.S-Infrastr/Land &Hardscape/Security	In Construction	\$19,593,612	\$19,593,612	\$0	04/15/2019
<b>Total Active Subprojects</b>			<b>\$91,235,041</b>	<b>\$91,235,041</b>	<b>\$0</b>	
03H-329.00	Old Administration Modernization	Deferred	\$5,133,430	\$5,133,430	\$0	
03H-350.12	S.A.I.L.S. Demolition Old Library	Future	\$287,000	\$287,000	\$0	01/04/2019
03H-350.13	S.A.I.L.S. Demolition Cafeteria	Future	\$171,000	\$171,000	\$0	01/04/2019
03H-350.14	S.A.I.L.S. Demolition Seahawk Center	Future	\$179,000	\$179,000	\$0	01/04/2019
03H-350.15	S.A.I.L.S. Demolition Assessment Center	Deferred	\$10,000	\$10,000	\$0	
03H-350.16	S.A.I.L.S. Demolition General Classroom Bldg.	Deferred	\$110,000	\$110,000	\$0	
<b>Total Pending Subprojects</b>			<b>\$5,890,430</b>	<b>\$5,890,430</b>	<b>\$0</b>	
Cancelled*			\$1,167,644	\$1,167,644	\$0	
Completed*			\$312,966,191	\$312,966,191	\$0	
Master Plan			\$2,451,593	\$2,451,593	\$0	
Miscellaneous			\$277,552	\$277,552	\$0	
Procurement			\$34,736	\$34,736	\$0	
Support Services			\$49,353,970	\$49,353,970	\$0	
<b>All Remaining Subprojects</b>			<b>\$366,251,685</b>	<b>\$366,251,685</b>	<b>\$0</b>	
<b>Total Los Angeles Harbor College Subprojects</b>			<b>\$463,377,156</b>	<b>\$463,377,156</b>	<b>\$0</b>	

# LOS ANGELES MISSION COLLEGE PROJECT HIGHLIGHTS

Los Angeles Mission College is committed to maintaining high academic standards, promoting student success, and creating opportunities for life-long learning. Throughout its 30-year history, community support and involvement has been one of Mission College's most valued resources. The campus is located in Sylmar and maintains strong, historical ties to the neighboring communities of San Fernando, Pacoima, Mission Hills, North Hills, Lakeview Terrace, Arleta, Sun Valley and Granada Hills. In recent years, its enrollment base has expanded to include many of the communities throughout the greater San Fernando Valley, as well as Canyon Country and Santa Clarita.



**Campus Center**



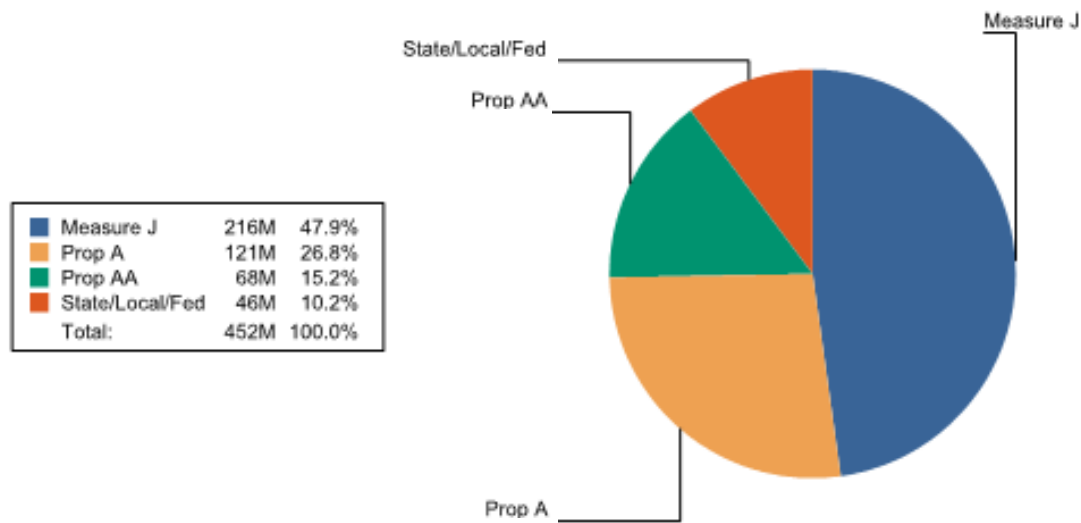
**Health Fitness & Athletics**



**Center for Math & Science**

# LOS ANGELES MISSION COLLEGE - PROGRAM FUNDING/COLLEGE BUDGET

## PROGRAM FUNDING



## COLLEGE BUDGET

Cost Type "Bucket"	[a] Current Budget	[b] Contracted	[c] Expended	[d] Estimate at Completion	[e]=[a]-[d] Budget Variance
Construction	\$298,154,947	\$283,615,781	\$277,648,506	\$300,589,069	\$(2,434,121)
Program & Project Management	\$45,541,356	\$44,593,443	\$44,231,648	\$45,484,678	\$56,678
Owner's Reserve	\$3,508,438	\$0	\$0	\$1,094,350	\$2,414,088
Furniture, Fixtures & Equipment	\$19,777,110	\$16,240,641	\$16,066,489	\$19,805,502	\$(28,391)
Asset, Move, Legal/Audit & Specialty	\$9,622,511	\$9,282,450	\$9,146,094	\$9,564,534	\$57,977
Land Acquisition	\$14,088,970	\$14,088,970	\$14,088,970	\$14,088,970	\$0
Programming & Design	\$60,873,533	\$59,747,342	\$59,158,324	\$60,939,763	\$(66,230)
<b>Total Budget</b>	<b>\$451,566,866</b>	<b>\$427,568,627</b>	<b>\$420,340,031</b>	<b>\$451,566,866</b>	<b>\$0</b>

## LOS ANGELES MISSION COLLEGE - SUB-PROJECT LIST

SUB-PROJECTS						
Sub-Project ID	Project/Building Name	Status	[a] Current Budget	[b] Estimate at Completion	[c]=[a]-[b] Budget Variance	Academic Occupancy Date
04M-402.01	Health and PE, Fitness Center Utility Interconnection	At DSA	\$1,061,844	\$1,061,844	\$0	02/13/2019
04M-405.00	Arts, Media & Performance	In Construction	\$47,776,785	\$47,776,785	\$0	08/28/2017
04M-406.00	Student Services Center/Admin Building	In Construction	\$9,809,399	\$9,809,399	\$0	
04M-418.01	East Campus Utility Interconnection	At DSA	\$1,029,178	\$1,029,178	\$0	02/13/2019
04M-425.00	Central Energy Plant	At DSA	\$12,360,823	\$12,360,823	\$0	03/10/2019
<b>Total Active Subprojects</b>			<b>\$72,038,029</b>	<b>\$72,038,029</b>	<b>\$0</b>	
04M-406.01	Student Services/Admin Swing Space	Deferred	\$1,915,631	\$1,915,631	\$0	
04M-473.15	Pedestrian Access & Street Improvements	Deferred	\$109,862	\$109,862	\$0	
04M-485.00	Traffic Mitigation	Deferred	\$46,646	\$46,646	\$0	07/30/2019
<b>Total Pending Subprojects</b>			<b>\$2,072,139</b>	<b>\$2,072,139</b>	<b>\$0</b>	
Cancelled*			\$9,020,801	\$9,020,801	\$0	
Completed*			\$303,708,215	\$303,677,346	\$30,869	
Land Aquisition			\$17,647,588	\$17,647,588	\$0	
Master Plan			\$4,305,985	\$4,304,985	\$1,000	
Miscellaneous			\$317,905	\$317,905	\$0	
Procurement			\$36,139	\$36,139	\$0	
Support Services			\$42,420,064	\$42,451,934	\$(31,869)	
<b>All Remaining Subprojects</b>			<b>\$377,456,698</b>	<b>\$377,456,698</b>	<b>\$0</b>	
<b>Total Los Angeles Mission College Subprojects</b>			<b>\$451,566,866</b>	<b>\$451,566,866</b>	<b>\$0</b>	



# LOS ANGELES PIERCE COLLEGE PROJECT HIGHLIGHTS

Founded in 1947, Pierce College offers more than 77 academic disciplines and 112 degree and certificate programs. Located on 426 acres in the western San Fernando Valley, Pierce College has combined its 65-year agricultural college heritage with the need for technology focused classes throughout its construction program. Pierce still maintains large sections of tillable and range land preserved as an enclave within a suburban environment. A 226-acre farm spans the west side of campus, featuring an equestrian center and sustaining small herds of cattle, sheep and goats. Over the last decade, the college's construction program funded by three Los Angeles voter bonds has revitalized the campus, enlarging and modernizing the capacity of the physical plant, and restoring its original mission-style grace.



**Stadium**



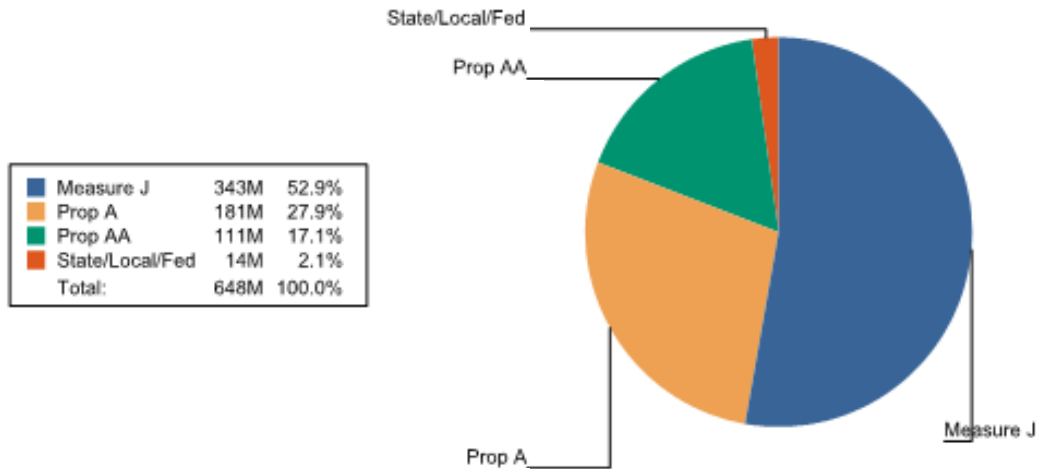
**North Mall**



**Library/Learning Crossroads Building**

# LOS ANGELES PIERCE COLLEGE - PROGRAM FUNDING/COLLEGE BUDGET

## PROGRAM FUNDING



## COLLEGE BUDGET

Cost Type "Bucket"	[a] Current Budget	[b] Contracted	[c] Expended	[d] Estimate at Completion	[e]=[a]-[d] Budget Variance
Owner's Reserve	\$5,140,767	\$0	\$0	\$5,140,767	\$0
Furniture, Fixtures & Equipment	\$23,883,272	\$17,788,519	\$17,703,427	\$23,886,494	\$(3,222)
Asset, Move, Legal/Audit & Specialty	\$10,639,384	\$9,499,939	\$9,445,741	\$10,639,384	\$0
Program & Project Management	\$62,279,892	\$56,099,357	\$55,209,112	\$62,279,892	\$0
Land Acquisition	\$1,953	\$(69,102)	\$(69,102)	\$1,953	\$0
Programming & Design	\$64,303,777	\$57,865,842	\$55,087,532	\$64,296,322	\$7,455
Construction	\$481,985,222	\$365,598,587	\$337,068,658	\$481,989,455	\$(4,233)
<b>Total Budget</b>	<b>\$648,234,268</b>	<b>\$506,783,142</b>	<b>\$474,445,368</b>	<b>\$648,234,268</b>	<b>\$0</b>

## LOS ANGELES PIERCE COLLEGE - SUB-PROJECT LIST

SUB-PROJECTS						
Sub-Project ID	Project/Building Name	Status	[a] Current Budget	[b] Estimate at Completion	[c]=[a]-[b] Budget Variance	Academic Occupancy Date
05P-521.00	Horticulture Building	In Design	\$74,049	\$74,049	\$0	08/31/2020
05P-521.03	Horticulture Facility	In Design	\$9,247,328	\$9,247,328	\$0	08/31/2020
05P-527.01	P.E. Facilities - General	In Construction	\$21,856,774	\$21,856,774	\$0	01/08/2018
05P-527.04	P.E. Facilities - Improvements	In Design	\$2,020,438	\$2,020,438	\$0	09/02/2019
05P-533.01	Digital Arts and Media Improvements	In Programming	\$4,000,000	\$4,000,000	\$0	01/03/2022
05P-534.00	Agricultural Education Center	In Programming	\$9,385,316	\$9,385,316	\$0	08/30/2021
05P-535.03	SLE - South of Mall - Classroom Modernization/Technology/Low Voltage	In Design	\$17,901,009	\$17,901,009	\$0	08/31/2020
05P-535.05	SLE Community Services/Agriculture Science Building Renovation	In Construction	\$8,734,903	\$8,734,903	\$0	01/08/2018
05P-535.10	SLE - Center for the Sciences Technology Upgrades	In Design	\$2,215,428	\$2,215,428	\$0	06/15/2020
05P-535.11	Campus-wide Security Upgrade	In Design	\$0	\$0	\$0	11/14/2018
05P-536.00	Expanded Automotive and New Technical Education Facilities	In DB Procurement	\$37,170,120	\$37,170,120	\$0	06/14/2021
05P-542.00	Sustainable Landscape and Campus Accessibility Compliance	Support - Comp	\$326,751	\$326,751	\$0	
05P-542.07	SLE - South of Mall - ADA/Landscaping	In Design	\$1,266,087	\$1,266,087	\$0	08/07/2020
05P-543.00	Parking Lots and Roadways	Support - Comp	\$111,176	\$111,176	\$0	
05P-543.02	Parking Lots and Roadways - Anthropology/Geography	At DSA	\$2,976,383	\$2,976,383	\$0	11/16/2018
05P-543.03	Mason Reroute	At DSA	\$5,664,220	\$5,664,220	\$0	05/28/2019
05P-544.05	Central Plant Expansion - West Central Plant	In DB Procurement	\$6,865,673	\$6,865,673	\$0	08/24/2020
<b>Total Active Subprojects</b>			<b>\$129,815,656</b>	<b>\$129,815,656</b>	<b>\$0</b>	
05P-533.00	Digital Arts and Media Building	Deferred	\$1,650,311	\$1,650,311	\$0	08/28/2023
05P-542.02	Landscaping - Park, Access Road, DeSoto and Mason Entrances	Deferred	\$6,073,920	\$6,073,920	\$0	08/10/2020
05P-543.01	Lot 5 & 6 East	Deferred	\$75,678	\$75,678	\$0	04/21/2023
05P-543.04	Village Road	Deferred	\$5,731	\$5,731	\$0	04/01/2022
05P-544.01	Infrastructure - Campus-Wide Utilities Extensions	Deferred	\$2,820,835	\$2,820,835	\$0	08/01/2019
05P-575.00	Restrooms Renovations Campus	Future	\$263,455	\$263,455	\$0	10/10/2019
<b>Total Pending Subprojects</b>			<b>\$10,889,930</b>	<b>\$10,889,930</b>	<b>\$0</b>	

## LOS ANGELES PIERCE COLLEGE - SUB-PROJECT LIST

Cancelled	\$2,577,908	\$2,577,908	\$0
Completed	\$430,864,446	\$430,864,446	\$0
Land Aquisition	\$4,474	\$4,474	\$0
Master Plan	\$2,455,513	\$2,455,513	\$0
Miscellaneous	\$97,556	\$97,556	\$0
Procurement	\$68,056	\$68,056	\$0
Support Services	\$71,460,728	\$71,460,728	\$0
<hr/>			
<b>All Remaining Subprojects</b>	<b>\$507,528,681</b>	<b>\$507,528,681</b>	<b>\$0</b>

<b>Total Pierce College Subprojects</b>	<b>\$648,234,268</b>	<b>\$648,234,268</b>	<b>\$0</b>
---	----------------------	----------------------	------------



# LOS ANGELES SOUTHWEST COLLEGE PROJECT HIGHLIGHTS

Los Angeles Southwest College's service area consists of 45 square miles that includes parts of the City of Los Angeles and unincorporated sections of Los Angeles County (2nd Supervisorial District), as well as portions of Gardena, Hawthorne, and Inglewood. For almost 50 years, Southwest College has focused its resources on empowering a diverse student population to help achieve their academic and career goals. It is a two-year college that awards Associate's Degrees in more than 30 fields and occupational certificates in more than 45 disciplines. It offers a range of programs that meet the community's needs, including college transfer services, occupational training, community services as well as general, transitional and continuing education.



**School of Behavioral and Social Sciences**



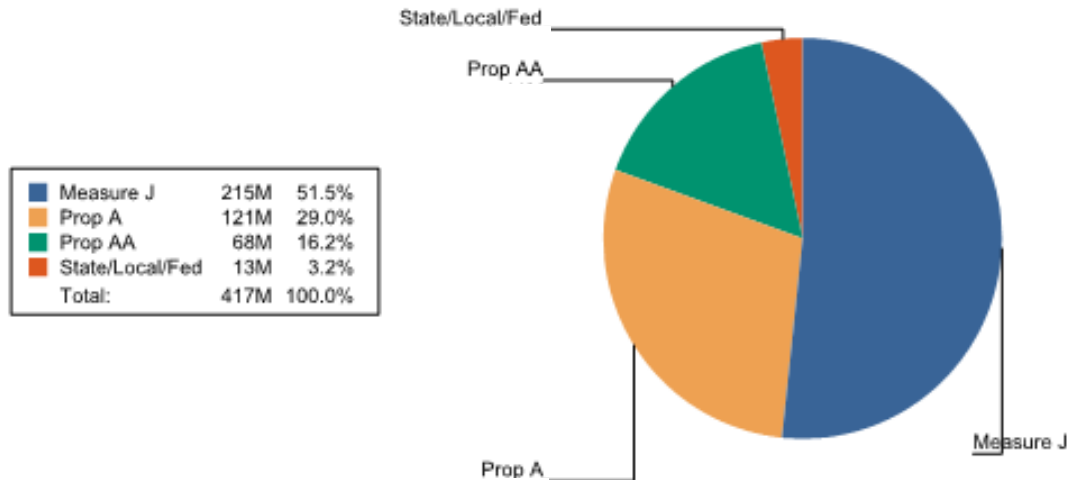
**Stadium**



**School of Career & Technical Education**

# LOS ANGELES SOUTHWEST COLLEGE - PROGRAM FUNDING/COLLEGE BUDGET

## PROGRAM FUNDING



## COLLEGE BUDGET

Cost Type "Bucket"	[a] Current Budget	[b] Contracted	[c] Expended	[d] Estimate at Completion	[e]=[a]-[d] Budget Variance
Furniture, Fixtures & Equipment	\$18,020,891	\$16,135,466	\$15,823,314	\$18,020,891	\$0
Owner's Reserve	\$1,436,262	\$0	\$0	\$1,436,262	\$0
Program & Project Management	\$43,200,143	\$40,073,023	\$39,893,246	\$43,200,143	\$0
Asset, Move, Legal/Audit & Specialty	\$8,962,780	\$8,840,598	\$8,834,603	\$8,962,780	\$0
Construction	\$300,024,487	\$284,224,647	\$267,750,996	\$300,024,487	\$0
Land Acquisition	\$1,428,194	\$1,428,194	\$1,428,194	\$1,428,194	\$0
Programming & Design	\$44,003,903	\$43,313,819	\$42,912,836	\$44,003,903	\$0
<b>Total Budget</b>	<b>\$417,076,659</b>	<b>\$394,015,747</b>	<b>\$376,643,188</b>	<b>\$417,076,659</b>	<b>\$0</b>

## LOS ANGELES SOUTHWEST COLLEGE - SUB-PROJECT LIST

SUB-PROJECTS						
Sub-Project ID	Project/Building Name	Status	[a] Current Budget	[b] Estimate at Completion	[c]=[a]-[b] Budget Variance	Academic Occupancy Date
06S-615.03	Transit Centers	In Construction	\$2,058,699	\$2,058,699	\$0	01/29/2018
06S-618.01	School of Science	At DSA	\$44,817,605	\$44,817,605	\$0	02/11/2019
<b>Total Active Subprojects</b>			<b>\$46,876,304</b>	<b>\$46,876,304</b>	<b>\$0</b>	
06S-632.00	School of Arts and Humanities	Deferred	\$5,586,600	\$5,586,600	\$0	
06S-662.00	Campus Wide Security Upgrades	Future	\$997,326	\$997,326	\$0	07/01/2020
<b>Total Pending Subprojects</b>			<b>\$6,583,926</b>	<b>\$6,583,926</b>	<b>\$0</b>	
Cancelled			\$2,468,073	\$2,468,073	\$0	
Completed			\$308,092,591	\$308,092,591	\$0	
Land Aquisition			\$1,902,283	\$1,902,283	\$0	
Master Plan			\$2,594,520	\$2,594,520	\$0	
Procurement			\$48,706	\$48,706	\$0	
Support Services			\$48,350,257	\$48,350,257	\$0	
<b>All Remaining Subprojects</b>			<b>\$363,456,429</b>	<b>\$363,456,429</b>	<b>\$0</b>	
<b>Total Los Angeles Southwest College Subprojects</b>			<b>\$416,916,659</b>	<b>\$416,916,659</b>	<b>\$0</b>	



# LOS ANGELES TRADE-TECH COLLEGE PROJECT HIGHLIGHTS

Founded in 1925, Los Angeles Trade-Technical College is the oldest of the nine colleges in the Los Angeles Community College District and is known for its innovative ideas to improve student success. LATTC is well known for offering students, adults and the community high-quality academic, technical and professional educational opportunities. Continuing its legacy of high quality educational programs, LATTC is opening new classroom buildings; student services building; laboratories; parking facilities; athletic field; and centers for child development, construction trades, technical education, culinary/hospitality arts, and performing arts /entertainment with Bond and State funds LATTC has re-engineered its institutional practices, taking the college to a new level and becoming a national and international leader in meeting students' needs.



**Mariposa Hall**



**Juniper Hall**

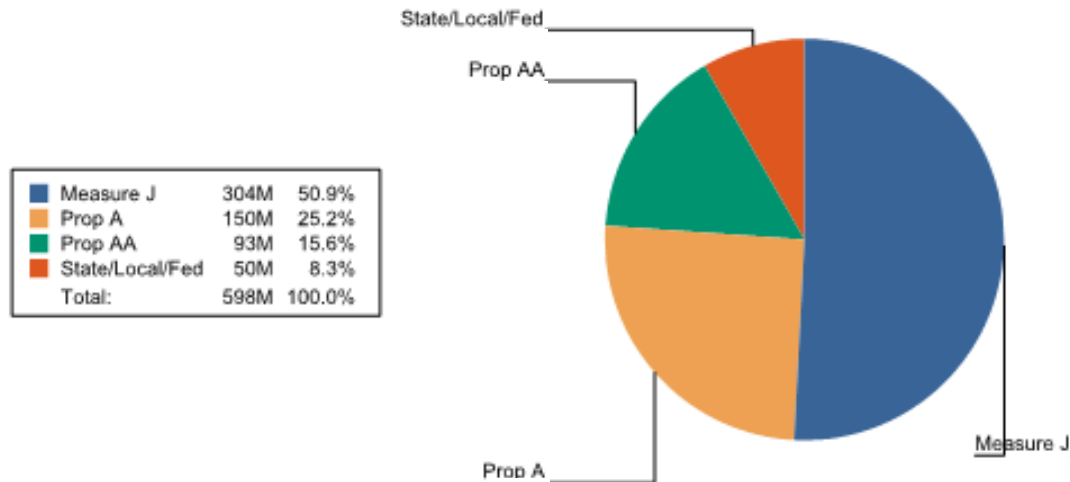


**Magnolia Hall**



# LOS ANGELES TRADE-TECH COLLEGE - PROGRAM FUNDING/COLLEGE BUDGET

## PROGRAM FUNDING



## COLLEGE BUDGET

Cost Type "Bucket"	[a] Current Budget	[b] Contracted	[c] Expended	[d] Estimate at Completion	[e]=[a]-[d] Budget Variance
Construction	\$399,061,328	\$342,983,247	\$294,404,707	\$397,073,340	\$1,987,988
Programming & Design	\$57,043,457	\$53,263,992	\$51,016,364	\$59,023,516	\$(1,980,058)
Owner's Reserve	\$2,517,494	\$0	\$0	\$2,517,494	\$0
Land Acquisition	\$51,636,512	\$51,636,512	\$51,636,512	\$51,636,512	\$0
Asset, Move, Legal/Audit & Specialty	\$9,024,462	\$6,837,878	\$6,820,270	\$9,024,462	\$0
Program & Project Management	\$51,916,701	\$46,664,939	\$45,819,166	\$51,916,701	\$0
Furniture, Fixtures & Equipment	\$26,501,635	\$21,073,632	\$20,951,664	\$26,509,564	\$(7,930)
<b>Total Budget</b>	<b>\$597,701,590</b>	<b>\$522,460,200</b>	<b>\$470,648,683</b>	<b>\$597,701,590</b>	<b>\$0</b>

## LOS ANGELES TRADE-TECH COLLEGE - SUB-PROJECT LIST

SUB-PROJECTS						
Sub-Project ID	Project/Building Name	Status	[a] Current Budget	[b] Estimate at Completion	[c]=[a]-[b] Budget Variance	Academic Occupancy Date
07T-706.03	Upgrade Child Development Center Weatherproofing	In Construction	\$970,094	\$970,094	\$0	01/08/2018
07T-709.02	Art and Culinary Arts Building - Phase 2	In Design	\$66,886,029	\$66,886,029	\$0	01/06/2020
07T-709.06	Restroom Building	In Design	\$355,500	\$355,500	\$0	01/06/2020
07T-710.12	Grand Theater	Future	\$7,186,513	\$7,186,513	\$0	01/28/2020
07T-714.02	Construction Technology Building	In Design	\$20,017,959	\$21,525,009	\$(1,507,050)	01/03/2022
07T-714.03	Construction Technology Yard and Storage Building	In Construction	\$1,357,217	\$1,600,327	\$(243,110)	12/22/2017
07T-715.06	Demo of Toyon Hall	Future	\$60,887	\$60,887	\$0	08/06/2021
07T-720.01	East Parking Structure - Increment 1 and B Permit	In Construction	\$39,824,896	\$39,824,896	\$0	10/10/2016
07T-720.03	East Campus Grounds Improvements	In Construction	\$2,043,045	\$2,043,045	\$0	07/14/2017
07T-721.01	South Campus Athletic Field	In Design	\$2,646,151	\$2,646,151	\$0	11/29/2019
07T-722.00	Facilities M&O Headquarters	Future	\$12,621,137	\$10,870,977	\$1,750,160	06/14/2021
07T-726.00	Miscellaneous Improvements - Mariposa Hall (LRC)	In Des. Procurement	\$630,942	\$630,942	\$0	05/12/2020
07T-726.01	Miscellaneous Improvements - Oak Hall (CTE_F)	In Des. Procurement	\$204,957	\$204,957	\$0	04/22/2020
07T-726.02	Miscellaneous Improvements - Cedar Hall (EAHSC_K)	In Des. Procurement	\$3,068,869	\$3,068,869	\$0	04/22/2020
07T-726.03	Miscellaneous Improvements - Cypress Hall (FFA_D)	In Des. Procurement	\$1,875,456	\$1,875,456	\$0	06/23/2020
07T-772.05	Upgrade Campus Main Electrical Distribution System	In Des. Procurement	\$4,159,024	\$4,159,024	\$0	11/28/2019
07T-772.06	East Campus Substation and Electrical Distribution System	In Construction	\$5,684,241	\$5,684,241	\$0	07/14/2017
07T-773.05	Grand Avenue Enhancement Phase 1	In GMP Development	\$3,938,937	\$3,938,937	\$0	09/19/2018
07T-773.06	Blue Line Station Extension	In GMP Development	\$3,536,770	\$3,536,770	\$0	09/19/2018
07T-779.17	Upgrade Existing Temporary South Tent	In Design	\$95,182	\$95,182	\$0	11/29/2019
07T-779.18	Demolish Temporary North Tent	In Design	\$95,199	\$95,199	\$0	03/21/2018
<b>Total Active Subprojects</b>			<b>\$177,259,004</b>	<b>\$177,259,004</b>	<b>\$0</b>	
07T-709.03	Demolition of Culinary Arts - H	Deferred	\$0	\$0	\$0	
07T-709.04	Renovate Sage Hall	Deferred	\$18,660	\$18,660	\$0	
07T-710.11	Performing Arts & Entertainment Center - Modernization	Deferred	\$2,855,208	\$2,855,208	\$0	
07T-711.08	Renovate Sequoia Hall	Deferred	\$33,113	\$33,113	\$0	

## LOS ANGELES TRADE-TECH COLLEGE - SUB-PROJECT LIST

07T-713.08	Math & Science Building "K" Fourth Floor Renovation	Deferred	\$1,047	\$1,047	\$0
07T-714.04	Construction Technology Utility Building	Deferred	\$15,287	\$15,287	\$0
07T-714.05	Demolition of Construction Technology Building "B"	Deferred	\$0	\$0	\$0
07T-715.04	Fashion and Fine Arts Center - Modernization	Deferred	\$213,845	\$213,845	\$0
07T-727.01	Wellness Sports and Preventive Health Center	Deferred	\$114,754	\$114,754	\$0
07T-775.00	Campus-Wide Improvements - Restrooms - Modernize, Construct	Deferred	\$4,955	\$4,955	\$0
07T-775.01	Re-grout and Seal Tiles in Restrooms	na	\$0	\$0	\$0
07T-779.14	North Quad Site Development	Deferred	\$430,452	\$430,452	\$0

<b>Total Pending Subprojects</b>	<b>\$3,687,321</b>	<b>\$3,687,321</b>	<b>\$0</b>
----------------------------------	--------------------	--------------------	------------

Cancelled	\$374,452	\$374,452	\$0
Completed	\$299,317,011	\$299,317,011	\$0
Land Aquisition	\$53,229,456	\$53,229,456	\$0
Master Plan	\$1,928,177	\$1,928,177	\$0
Procurement	\$756	\$756	\$0
Support Services	\$61,905,413	\$61,905,413	\$0

<b>All Remaining Subprojects</b>	<b>\$416,755,265</b>	<b>\$416,755,265</b>	<b>\$0</b>
----------------------------------	----------------------	----------------------	------------

<b>Total Los Angeles Trade-Tech College Subprojects</b>	<b>\$597,701,590</b>	<b>\$597,701,590</b>	<b>\$0</b>
---	----------------------	----------------------	------------



# LOS ANGELES VALLEY COLLEGE PROJECT HIGHLIGHTS

Los Angeles Valley College is located in the heart of Los Angeles's San Fernando Valley. Founded in 1949, LAVC is an urban oasis containing over 1,800 trees and plants and is the first community college in California to earn a Tree Campus USA designation multiple times. Over 140 associate degree programs and certificate programs are offered at LAVC. Popular majors include Accounting, Administration of Justice, Biology, Business Management, Child Development, Computer Applications & Office Technology, Engineering, Fire Technology, Liberal Arts & Sciences, Mathematics, Media Arts, Music, Psychology, Registered Nursing, Respiratory Therapy, and Sociology. Valley College is currently undergoing a \$612 million renovation and building project to renovate existing buildings and build new sustainable buildings. Existing classroom buildings are being updated with new technology and energy efficient standards. In addition, all new campus structures are being built as LEED-certified (Leadership in Energy and Environmental Design) buildings.



**Monarch Center (Student Union)**



**Student Service Center**

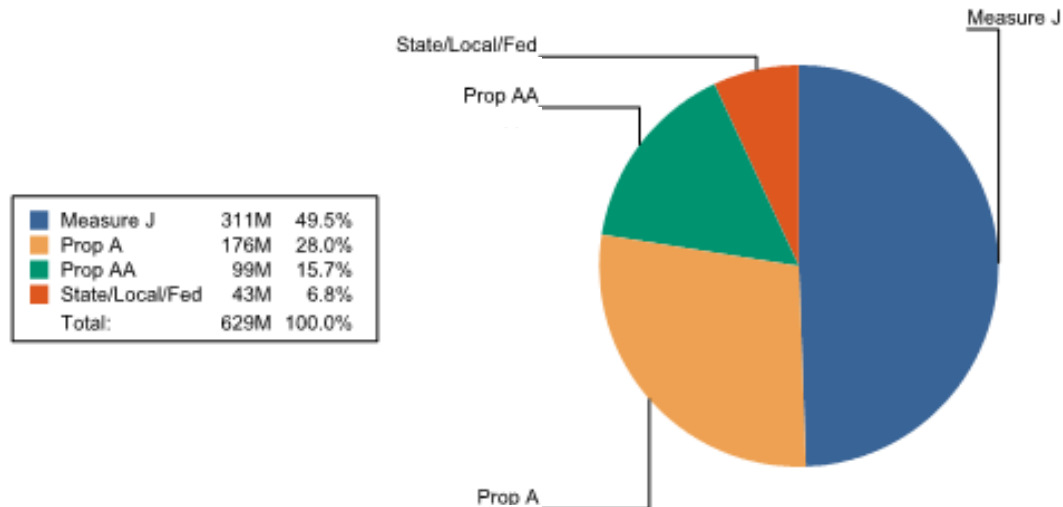


**Library Learning & Resource Center**



# LOS ANGELES VALLEY COLLEGE - PROGRAM FUNDING/COLLEGE BUDGET

## PROGRAM FUNDING



## COLLEGE BUDGET

Cost Type "Bucket"	[a] Current Budget	[b] Contracted	[c] Expended	[d] Estimate at Completion	[e]=[a]-[d] Budget Variance
Asset, Move, Legal/Audit & Specialty	\$10,262,622	\$9,677,155	\$9,568,377	\$10,265,961	\$(3,339)
Furniture, Fixtures & Equipment	\$32,677,677	\$28,103,016	\$27,959,128	\$32,744,327	\$(66,650)
Program & Project Management	\$58,514,493	\$55,404,251	\$54,504,535	\$58,789,663	\$(275,170)
Construction	\$461,173,179	\$419,801,049	\$348,639,782	\$460,812,978	\$360,202
Owner's Reserve	\$5,650	\$5,650	\$5,650	\$5,650	\$0
Land Acquisition	\$893	\$893	\$893	\$893	\$0
Programming & Design	\$66,742,265	\$67,152,672	\$61,702,703	\$66,757,308	\$(15,043)
<b>Total Budget</b>	<b>\$629,376,780</b>	<b>\$580,144,686</b>	<b>\$502,381,068</b>	<b>\$629,376,780</b>	<b>\$0</b>

## LOS ANGELES VALLEY COLLEGE - SUB-PROJECT LIST

SUB-PROJECTS						
Sub-Project ID	Project/Building Name	Status	[a] Current Budget	[b] Estimate at Completion	[c]=[a]-[b] Budget Variance	Academic Occupancy Date
08V-801.00	Valley Academic and Cultural Center	In Construction	\$105,990,566	\$105,990,566	\$0	06/17/2019
08V-803.01	Allied Health & Science Center	In Design	\$3,588,269	\$3,642,413	\$(54,144)	08/27/2018
08V-819.02	Campus Center Building - Basement and 1st Floor	In Programming	\$2,728,804	\$2,728,804	\$0	10/01/2020
08V-819.05	Campus Center - Alpha Data Center Upgrade	In Programming	\$1,057,500	\$1,057,500	\$0	10/01/2020
08V-825.01	Gym Complex Phase 2	At DSA	\$2,027,724	\$2,027,724	\$0	01/07/2019
08V-840.02	Parking Lot D - Stormwater Implementation	In Construction	\$364,462	\$364,462	\$0	08/18/2017
08V-845.00	Energy Infrastructure and Security System Improvements	At DSA	\$11,943,827	\$11,943,827	\$0	08/07/2018
<b>Total Active Subprojects</b>			<b>\$127,701,151</b>	<b>\$127,755,295</b>	<b>\$(54,144)</b>	
08V-823.01	Motion Picture Renovation	Deferred	\$62,931	\$62,931	\$0	05/17/2021
08V-844.00	Sustainable Mall	Deferred	\$172,707	\$172,707	\$0	
08V-847.00	New Planetarium Expansion	Deferred	\$151,440	\$151,440	\$0	
08V-872.00	Campus-Wide Improvements - Emergency Lighting, Fire Alarm and Security System	Future	\$1,723,576	\$1,723,576	\$0	
08V-873.10	RWGPL - Parking Lots H and J	Deferred	\$26,393	\$26,393	\$0	07/14/2020
08V-876.09	Demolition - Bungalows 80-85	Deferred	\$54,121	\$54,121	\$0	01/09/2019
08V-876.10	Demolition of Theater Arts Building	Deferred	\$0	\$0	\$0	01/23/2020
<b>Total Pending Subprojects</b>			<b>\$2,191,168</b>	<b>\$2,191,168</b>	<b>\$0</b>	
Cancelled			\$0	\$0	\$0	
Completed			\$427,157,884	\$427,103,740	\$54,144	
Master Plan			\$10,496,313	\$10,496,313	\$0	
Miscellaneous			\$1,192,844	\$1,192,844	\$0	
Procurement			\$49,992	\$49,992	\$0	
Support Services			\$60,587,427	\$60,587,427	\$0	
<b>All Remaining Subprojects</b>			<b>\$499,484,461</b>	<b>\$499,430,317</b>	<b>\$54,144</b>	
<b>Total Los Angeles Valley College Subprojects</b>			<b>\$629,376,780</b>	<b>\$629,376,780</b>	<b>\$0</b>	

# WEST LOS ANGELES COLLEGE PROJECT HIGHLIGHTS

The \$400 million Building Program at West Los Angeles College is aimed at transforming the campus into a state of the art 21st Century educational institution. The goals of WLAC's construction program are to provide facilities that support and enhance the Educational Master Plan, improve outdoor gathering spaces, increase green space, enhance pedestrian access, remove vehicular traffic from the center of Campus, clearly define the campus architectural style and increase public awareness of the Campus. Some of the most notable examples of facilities supporting WLAC's Educational Master Plan are the Science and Math Building with its accredited state of the art dental hygiene program, the new General Classroom and Student Services buildings, the Heldman Learning Resource Center Renovation, the new parking structure, the pedestrian mall, and the new entrance to the campus via College Boulevard - a half-mile avenue connecting the campus to Jefferson Boulevard.



**Science and Math Building**



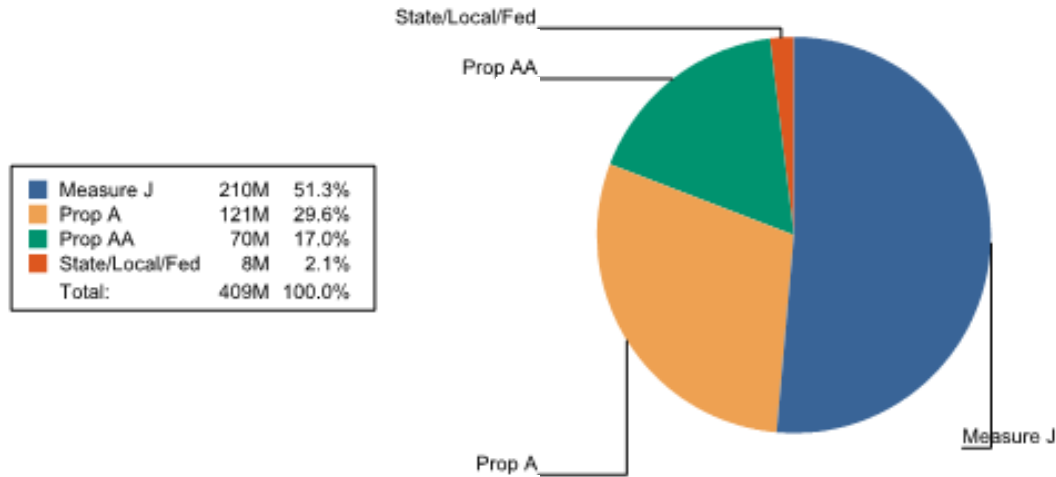
**Technology Learning Center 2**



**General Classroom**

## WEST LOS ANGELES COLLEGE - PROGRAM FUNDING/COLLEGE BUDGET

### PROGRAM FUNDING



### COLLEGE BUDGET

Cost Type "Bucket"	[a] Current Budget	[b] Contracted	[c] Expended	[d] Estimate at Completion	[e]=[a]-[d] Budget Variance
Program & Project Management	\$40,055,188	\$38,329,213	\$38,100,775	\$40,024,673	\$30,515
Land Acquisition	\$47,424,571	\$47,424,571	\$47,424,571	\$47,424,571	\$0
Asset, Move, Legal/Audit & Specialty	\$10,185,492	\$10,044,599	\$10,043,388	\$10,187,492	\$(2,000)
Furniture, Fixtures & Equipment	\$19,866,173	\$17,975,272	\$17,940,567	\$19,866,173	\$0
Owner's Reserve	\$504,497	\$0	\$0	\$474,373	\$30,124
Programming & Design	\$53,199,990	\$53,129,733	\$50,948,236	\$53,178,721	\$21,269
Construction	\$237,477,090	\$217,166,687	\$196,108,406	\$237,556,997	\$(79,908)
<b>Total Budget</b>	<b>\$408,713,000</b>	<b>\$384,070,075</b>	<b>\$360,565,943</b>	<b>\$408,713,000</b>	<b>\$0</b>

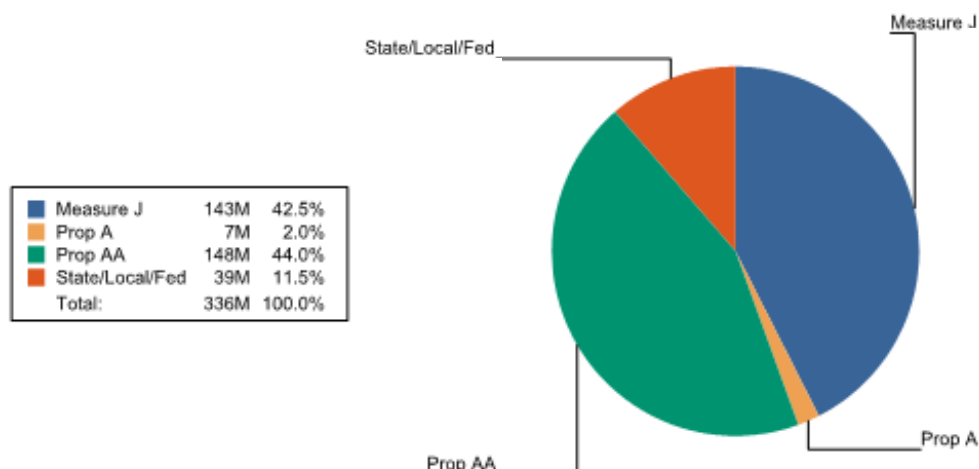


## WEST LOS ANGELES COLLEGE - SUB-PROJECT LIST

SUB-PROJECTS						
Sub-Project ID	Project/Building Name	Status	[a] Current Budget	[b] Estimate at Completion	[c]=[a]-[b] Budget Variance	Academic Occupancy Date
09W-948.00	Plant Facilities Center	In Construction	\$3,424,735	\$3,424,735	\$0	03/21/2018
09W-951.01	Technology Learning Center 2	In Design	\$26,834,764	\$26,834,764	\$0	06/15/2020
09W-979.34	Central Plant Phase 2	In Construction	\$1,729,309	\$1,729,309	\$0	07/01/2017
09W-982.00	Watson Center 2	At DSA	\$9,395,332	\$9,395,332	\$0	01/07/2019
<b>Total Active Subprojects</b>			<b>\$41,384,141</b>	<b>\$41,384,141</b>	<b>\$0</b>	
09W-901.02	Science and Math Building - Renovation for Allied Health	Deferred	\$62,290	\$62,290	\$0	
09W-902.01	Heldman Learning Resource Center Renovation - Phase 2	Deferred	\$170,175	\$170,175	\$0	
09W-914.00	Science Center Renovation	Deferred	\$48,647	\$48,647	\$0	
09W-917.00	Fine Arts Building Renovation - Omni - Acoustical Performance Laboratory	Deferred	\$38,276	\$38,276	\$0	
09W-958.00	FA/CE/ATA Renovation	Deferred	\$1,427,577	\$1,427,577	\$0	
09W-979.36	Demolition of Temporary & Obsolete Facilities - Building B1	Deferred	\$4,809	\$4,809	\$0	
<b>Total Pending Subprojects</b>			<b>\$1,751,774</b>	<b>\$1,751,774</b>	<b>\$0</b>	
Cancelled*			\$20,753,599	\$20,753,599	\$0	
Completed*			\$241,160,285	\$241,138,983	\$21,302	
Land Aquisition			\$47,594,818	\$47,594,818	\$0	
Master Plan			\$9,142,711	\$9,139,989	\$2,722	
Miscellaneous			\$8,984	\$8,984	\$0	
Procurement			\$64,863	\$64,863	\$0	
Support Services			\$46,851,826	\$46,875,850	\$(24,024)	
<b>All Remaining Subprojects</b>			<b>\$365,577,085</b>	<b>\$365,577,085</b>	<b>\$0</b>	
<b>Total West Los Angeles College Subprojects</b>			<b>\$408,713,000</b>	<b>\$408,713,000</b>	<b>\$0</b>	

# SATELLITES AND MULTICAMPUS

## PROGRAM FUNDING



## BUDGET

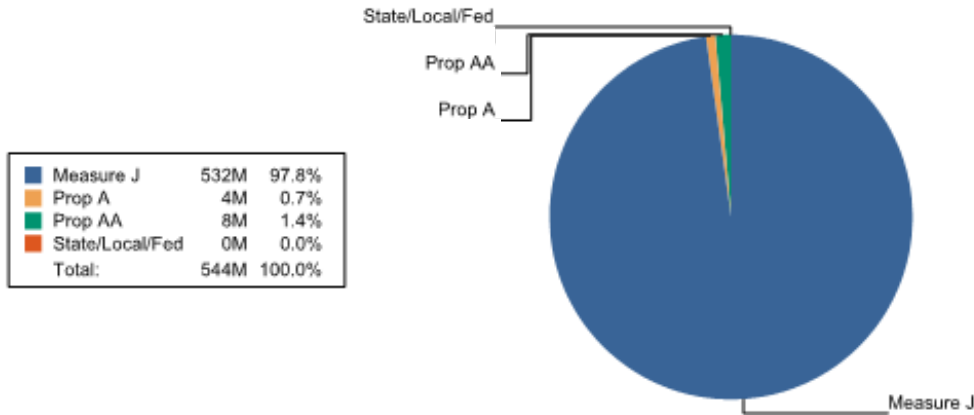
Cost Type "Bucket"	[a] Current Budget	[b] Contracted	[c] Expended	[d] Estimate at Completion	[e]=[a]-[d] Budget Variance
Furniture, Fixtures & Equipment	\$11,878,769	\$7,000,590	\$6,999,613	\$11,842,659	\$36,110
Land Acquisition	\$95,264,936	\$95,262,052	\$95,262,052	\$95,264,655	\$281
Owner's Reserve	\$1,967,221	\$902,701	\$753,513	\$1,967,221	\$0
Asset, Move, Legal/Audit & Specialty	\$7,261,658	\$5,027,080	\$4,936,065	\$6,960,113	\$301,545
Construction	\$178,557,993	\$78,568,944	\$77,893,114	\$178,393,527	\$164,467
Program & Project Management	\$19,123,677	\$12,426,265	\$12,392,201	\$18,747,065	\$376,612
Programming & Design	\$22,025,847	\$14,321,101	\$13,192,326	\$22,904,862	\$(879,015)
<b>Total Budget</b>	<b>\$336,080,101</b>	<b>\$213,508,734</b>	<b>\$211,428,884</b>	<b>\$336,080,101</b>	<b>\$0</b>

# SATELLITES AND MULTICAMPUS

SATELLITE AND MULTICAMPUS				
Project Rollup ID	Project/Building Name	[a] Current Budget	[b] Estimate at Completion	[c]=[a]-[b] Budget Variance
10D-078	District 770 HQ	\$51,312,696	\$51,312,696	\$0
10D-108	Health Careers Academy at County General	\$755,652	\$755,652	\$0
40J-404	Mission College - Sunland/Tujunga	\$24,737	\$24,737	\$0
40J-604	Southwest Museum	\$0	\$0	\$0
40J-804	Valley College - Burbank	\$0	\$0	\$0
40J-904	West College - LAX	\$109,302	\$109,302	\$0
Firestone	Firestone Factory Building	\$192,395,892	\$192,395,892	\$0
Northeast	LACCD Van de Kamp Innovation Campus	\$91,481,820	\$91,481,820	\$0
Total Subprojects		\$336,080,101	\$336,080,101	\$0
Total Satellites Subprojects		\$336,080,101	\$336,080,101	\$0

# COLLEGE PROJECT CENTRAL SERVICES

## PROGRAM FUNDING



## COLLEGE BUDGET

Cost Type "Bucket"	[a] Current Budget	[b] Contracted	[c] Expended	[d] Estimate at Completion	[e]=[a]-[d] Budget Variance
Land Acquisition	\$0	\$579	\$579	\$579	\$(579)
Programming & Design	\$4,617,139	\$3,462,413	\$3,161,659	\$3,335,907	\$1,281,233
Furniture, Fixtures & Equipment	\$21,847,158	\$16,621,958	\$16,137,411	\$21,693,951	\$153,207
Program & Project Management	\$232,588,316	\$216,611,003	\$203,570,714	\$240,929,776	\$(8,341,460)
Construction	\$98,209,804	\$84,420,592	\$71,755,119	\$100,592,304	\$(2,382,500)
Asset, Move, Legal/Audit & Specialty	\$187,091,642	\$145,134,989	\$140,558,791	\$177,801,562	\$9,290,081
<b>Total Budget</b>	<b>\$544,354,060</b>	<b>\$466,251,533</b>	<b>\$435,184,273</b>	<b>\$544,354,078</b>	<b>\$(18)</b>



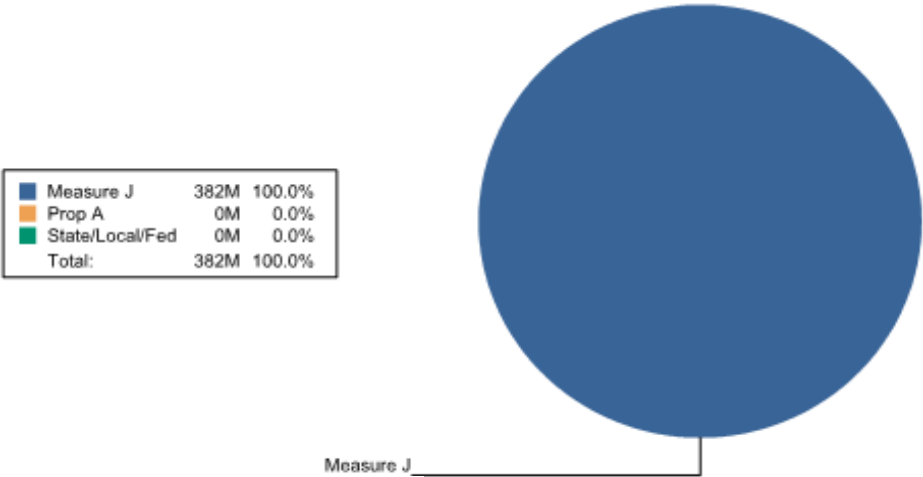
# COLLEGE PROJECT CENTRAL SERVICES

## SUPPORT SERVICES

Project Rollup ID	Project/Building Name	[a] Current Budget	[b] Estimate at Completion	[c]=[a]-[b] Budget Variance
10D-090	Program Holding/Suspense Account	\$1,269,955	\$1,269,973	\$(18)
10D-J87	OCIP	\$15,665	\$15,665	\$0
40J-J10	Resource and Recovery	\$7,686,118	\$7,686,118	\$0
40J-J55	Fixtures Furniture and Equipment	\$24,828,595	\$24,828,595	\$0
40J-J86	Legal	\$49,245,396	\$49,245,396	\$0
40J-J87	OCIP	\$90,967,748	\$90,967,748	\$0
40J-J88	Asset Management	\$29,901,805	\$29,901,805	\$0
40J-J89	Move Management	\$44,303,649	\$44,303,649	\$0
40J-J90	Program Management	\$210,795,404	\$210,795,404	\$0
40J-J91	Project Management	\$1,389,952	\$1,389,952	\$0
40J-J92	Corporate Center	\$1,925,586	\$1,925,586	\$0
40J-J94	Audit	\$13,517,635	\$13,517,635	\$0
40J-J95	Specialty Consulting	\$46,057,892	\$46,057,892	\$0
40J-JPVJOBS	Asset Management- PVJOBS	\$22,448,661	\$22,448,661	\$0
<b>Total Subprojects</b>		<b>\$544,354,060</b>	<b>\$544,354,078</b>	<b>\$(18)</b>
<b>Total College Project Central Services Subprojects</b>		<b>\$544,354,060</b>	<b>\$544,354,078</b>	<b>\$(18)</b>

# DISTRICTWIDE INITIATIVES

## PROGRAM FUNDING



## BUDGET

Cost Type "Bucket"	[a] Current Budget	[b] Contracted	[c] Expended	[d] Estimate at Completion	[e]=[a]-[d] Budget Variance
Asset, Move, Legal/Audit & Specialty	\$98,054,276	\$81,023,998	\$70,957,739	\$95,404,507	\$2,649,769
Programming & Design	\$19,304,697	\$16,589,545	\$14,362,006	\$19,384,901	\$(80,204)
Program & Project Management	\$20,811,507	\$14,133,358	\$12,389,905	\$23,382,195	\$(2,570,687)
Construction	\$208,925,033	\$101,489,569	\$63,252,041	\$208,582,126	\$342,907
Furniture, Fixtures & Equipment	\$35,402,602	\$27,296,795	\$24,029,520	\$35,744,387	\$(341,785)
Total Budget	\$382,498,116	\$240,533,265	\$184,991,211	\$382,498,116	\$0

# DISTRICTWIDE INITIATIVES

DISTRICTWIDE INITIATIVES				
Project Rollup ID	Project/Building Name	[a] Current Budget	[b] Estimate at Completion	[c]=[a]-[b] Budget Variance
40J-J01	Energy	\$131,257,719	\$131,257,719	\$0
40J-J02	Transportation and Accessibility Improvements	\$69,026,765	\$69,026,765	\$0
40J-J05	Technology	\$134,900,532	\$134,900,532	\$0
40J-J06	Anti-Graffiti Program	\$1,117,930	\$1,117,930	\$0
40J-J07	Warranty Program	\$3,085,078	\$3,085,078	\$0
40J-J08	Whole Building Commissioning	\$19,811,356	\$19,811,356	\$0
40J-J09	Storm Water Implementation	\$23,298,736	\$23,298,736	\$0
Total Subprojects		\$382,498,116	\$382,498,116	\$0
Total Districtwide Initiatives Subprojects		\$382,498,116	\$382,498,116	\$0

# ACRONYMS AND ABBREVIATIONS

<b>ADA</b>	Americans with Disabilities Act
<b>CMMS</b>	Computerized Maintenance Managing System
<b>DCOC</b>	District Citizens' Oversight Committee
<b>ELAC</b>	East Los Angeles College
<b>ESC</b>	Educational Service Center
<b>FF&amp;E</b>	Furniture, Fixtures and Equipment
<b>FMO</b>	Facilities, Maintenance and Operations
<b>HQ</b>	Headquarters
<b>HVAC</b>	Heating, Ventilation and Air Conditioning
<b>IT</b>	Information Technology
<b>LACC</b>	Los Angeles City College
<b>LACCD</b>	Los Angeles Community College District
<b>LAHC</b>	Los Angeles Harbor College
<b>LAMC</b>	Los Angeles Mission College
<b>LAPC</b>	Los Angeles Pierce College
<b>LASC</b>	Los Angeles Southwest College
<b>LATTC</b>	Los Angeles Trade Tech College
<b>LAUSD</b>	Los Angeles Unified School District



# ACRONYMS AND ABBREVIATIONS

<b>LAVC</b>	Los Angeles Valley College
<b>LAX</b>	Los Angeles International Airport
<b>LEED</b>	Leadership in Energy and Environmental Design
<b>LSEDV</b>	Local, Small, Emerging, Disabled, and Veteran
<b>LWHP</b>	Local Worker Hiring Program
<b>M&amp;O</b>	Maintenance and Operations
<b>MTA</b>	Metropolitan Transportation Authority
<b>OCIP</b>	Owner Controlled Insurance Program
<b>PE</b>	Physical Education
<b>PLA</b>	Project Labor Agreement
<b>PMO</b>	Program Management Office
<b>PV</b>	Photovoltaic
<b>RWGPL</b>	Roadway, Walkway, Grounds, Parking Lots
<b>SIS</b>	Student Information System
<b>SLE</b>	Student Learning Environment
<b>Specialty Consulting</b>	Located in the “College Projects Central Services” list, this line item includes prevailing wage labor compliance program costs, small business bond assistance program costs, real estate consulting costs, construction documentation services,
<b>SPS</b>	Student Program and Services
<b>STEAM</b>	Science, Technology, Engineering Art, and Mathematics
<b>Task Order</b>	Procurement method utilized to select a firm from an established bench of vendors that was competitively bid to provide construction/professional services.
<b>WLAC</b>	West Los Angeles College



**LOS ANGELES COMMUNITY COLLEGE DISTRICT:**

<b>Educational Services Center</b> 770 Wilshire Blvd. Los Angeles, CA 90017	<b>Los Angeles Mission College</b> 13356 Eldridge Ave. Sylmar, CA 91342	<b>Los Angeles Valley College</b> 5800 Fulton Ave. Valley Glen, CA 91401
<b>East Los Angeles College</b> 1301 Avenida Cesar Chavez Monterey Park, CA 91754	<b>Los Angeles Pierce College</b> 6201 Winnetka Ave. Woodland Hills, CA 91371	<b>West Los Angeles College</b> 9000 Overland Ave. Culver City, CA 90230
<b>Los Angeles City College</b> 855 N. Vermont Ave. Los Angeles, CA 90029	<b>Los Angeles Southwest College</b> 1600 W. Imperial Highway Los Angeles, CA 90047	<b>Van de Kamp Innovation Center</b> 2930 Fletcher Drive Los Angeles, CA 90065
<b>Los Angeles Harbor College</b> 111 Figueroa Place Wilmington, CA 90744	<b>Los Angeles Trade-Technical College</b> 400 W. Washington Blvd. Los Angeles, CA 90015	<b>South Gate Educational Center</b> 2340 Firestone Blvd. South Gate, CA 90280

**SCHOOL DISTRICTS SERVED:**

Alhambra City & High School District	Culver City Unified	Montebello Unified
Beverly Hills Unified	Garvey School District	Palos Verdes Peninsula Unified
Burbank Unified	San Virens Unified	San Gabriel Unified
	Los Angeles Unified	Santa Monica - Malibu Unified

**CITIES SERVED:**

Agoura Hills	Culver City (part)	Lynwood (part)	San Gabriel (part)
Alhambra	Downey (part)	Maywood	Santa Monica (part)
Bell (part)	El Segundo (part)	Montebello (part)	South Gate (part)
Bell Gardens (part)	Gardena	Monterey Park (part)	Temple City (part)
Beverly Hills	Hawthorne (part)	Palos Verdes Estates	Torrance (part)
Burbank	Hidden Hills	Pico Rivera (part)	Vernon
Calabasas	Inglewood (part)	Rolling Hills	West Hollywood
Carson (part)	Lomita	Rolling Hills Estates	Westlake Village
Commerce	Long Beach (part)	Rosemead (part)	
Cudahy	Los Angeles (part)	San Fernando	

The following zip codes are an approximation of the LACCD boundaries. Zip codes on the edge of the LACCD may actually include some areas in adjacent districts since the legal boundaries are defined by precincts not zip codes. Zip codes are here uniquely assigned to colleges on the basis of preponderance of enrollment from each zip code.

90001	90021	90040	90066	90280	91301	91352	91506
90002	90022	90041	90067	90291	91302	91356	91601
90003	90023	90042	90068	90292	91303	91361	91602
90004	90024	90043	90069	90293	91304	91362	91604
90005	90025	90044	90077	90303	91306	91364	91605
90006	90026	90045	90201	90501	91307	91367	91608
90007	90027	90046	90210	90502	91311	91401	91607
90008	90028	90047	90211	90640	91316	91402	91754
90010	90029	90048	90212	90710	91324	91403	91770
90011	90031	90049	90230	90717	91325	91405	91775
90012	90032	90057	90232	90731	91326	91406	91776
90014	90033	90058	90247	90732	91331	91411	91801
90015	90034	90059	90248	90744	91335	91423	91803
90016	90035	90061	90249	90745	91340	91436	
90017	90036	90062	90255	90746	91342	91501	