






Los Angeles Community College District

Building Program Monthly Progress Report



December 2024

Program Overview

The Los Angeles Community College District Building “BuildLACCD” Program, funded by means of bonds approved by Los Angeles voters in 2001, 2003, 2008, 2016, and 2022, was originally established to increase educational opportunities, raise student achievement and improve health and safety conditions for the students served by the District. BuildLACCD’s Program goal is to improve facilities at the nine campuses while advancing education and training for students and preparing them for jobs in nursing, culinary arts, public safety, manufacturing, automotive, technology, construction, and entertainment.



Updated, technologically improved buildings and infrastructure will provide students transferring to a four-year college with a better academic foundation. By developing more modern facilities, BuildLACCD allows the District to attract and retain the best faculty and staff while fostering significant improvements to each college's neighborhood. Los Angeles' small businesses and local contractors are also being positively impacted by the BuildLACCD Program. Through workshops and trainings, local companies are taught proper safety and project management skills that encourage them to become construction partners on BuildLACCD projects, and creating hundreds of local jobs. More than 200 firms are actively working on BuildLACCD projects. To date, BuildLACCD has completed 821 construction projects including more than 40 LEED certified academic and administrative buildings, laboratories, libraries, sports facilities, arts complexes, impacted by the BuildLACCD Program. Through workshops and trainings, local companies are taught proper safety and project management skills that encourage them to become construction partners on BuildLACCD projects, and creating hundreds of local jobs. More than 200 firms are actively working on BuildLACCD projects. To date, BuildLACCD has completed 821 construction projects including more than 40 LEED certified academic and administrative buildings, laboratories, libraries, sports facilities, arts complexes, child development centers, parking structures and central energy plants. A total of 1325 projects will be completed under Prop A/AA and Measure J/CC/LA. Measure CC and Measure LA Bond Funds were awarded in 2016 and 2022 of which \$1.14B of Measure CC Funds have been allocated to specific projects at this time.

Serving over 3 million students in its seventy-five year history, LACCD is the largest community college district in the United States assisting more than 250,000 students annually.

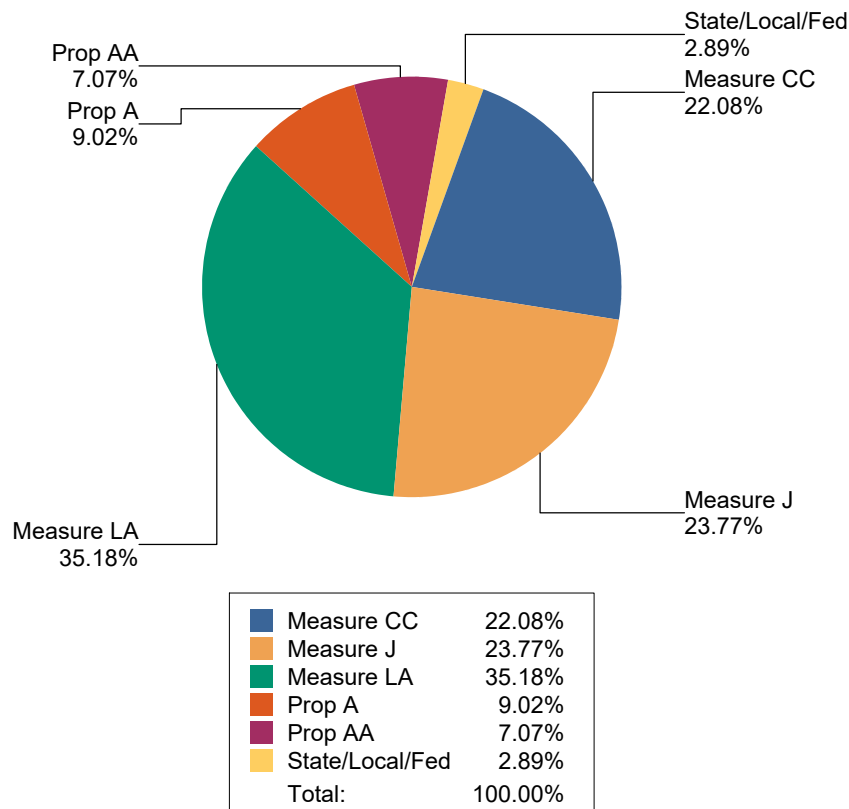
The nine LACCD colleges offer educational opportunities in 36 cities and over 882 square miles. More than 22.5% of all LACCD students are older than 25 years of age, and more than 20% are over 35 years of age. Eighty percent of LACCD students are from underserved populations.

Fund Summary

PROGRAM FUNDING

The voters of Los Angeles approved five major bond issues supporting the need for new and improved campus facilities. The impetus for those bonds was the overwhelming demand for additional and more up to date instructional facilities and the aging and often decrepit condition of the District's campuses. The five separate bond issues were passed incrementally over a twenty-one year period from 2001 to 2022 and total \$14.3 billion. Approximately \$628 million in bond interest, state and other sources results in a combined \$14.9 billion building program total.

Funding Source	[a] Current Funding	[b] Contracted	[c] Expended	[d] Estimate at Completion	[e]=[a]-[d] Funding Variance
Prop A	\$1,362,560,493	\$1,348,038,726	\$1,348,038,726	\$1,348,756,409	\$13,804,085
Prop AA	\$1,067,333,135	\$1,058,157,295	\$1,058,157,295	\$1,058,757,059	\$8,576,075
Measure J	\$3,589,389,303	\$3,378,365,885	\$3,257,348,616	\$3,578,006,968	\$11,382,336
Measure CC	\$3,334,457,263	\$1,646,502,939	\$816,366,381	\$3,266,804,480	\$67,652,783
Measure LA	\$5,312,997,423	\$25,062,246	\$5,944,560	\$5,299,725,410	\$13,272,013
State/Local/Fed	\$435,867,534	\$383,019,944	\$324,079,800	\$435,867,534	\$0
Total Funds	\$15,102,605,153	\$7,839,147,035	\$6,809,935,378	\$14,987,917,860	\$114,687,293



Fund Allocation Overview

PROGRAM FUNDING ALLOCATION

The BuildLACCD Program is funded by the five bond issues (Prop. A, AA and Measure J, CC and LA), state funds and other sources, as shown below. Funding is allocated into five primary accounts plus accounts for program reserve and debt retirement. With the exception of the District Headquarters, certain technology projects, and debt retirement, all bond funds are to be used for college or satellite construction projects. Measure CC and Measure LA Bond Funds were awarded in 2016 and 2022 of which \$1.14B of Measure CC have been allocated to specific projects at this time.

The four funding account categories include:

1. College Projects stipulate the fixed total funding allocated to each of the nine colleges. Each College, through their President and shared governance, control which of the specific projects from the Bond Project Lists and Board approved Master Facilities Plans are to be completed with these funds.
2. Central Services, whose funds are earmarked in support of college projects, may include but are not limited to procurement, insurance, legal, accounting and estimating. Separately budgeted and controlled, Central Services funds have through economies of scale benefitted construction projects across the entire District.
3. Satellite and Multi-campus funds provide for college expansion locations and for modernization of the District's Headquarters building.
4. Districtwide Project funds provide for Measure J/CC required program-wide initiatives controlled by the District.

Description	[a] Current Funding	[b] Contracted	[c] Expended	[d] Estimate at Completion	[e]=[a]-[d] Funding Variance
Los Angeles City College	\$812,144,665	\$663,452,170	\$568,657,419	\$812,144,665	\$0
East Los Angeles College	\$993,106,119	\$906,609,959	\$666,983,864	\$993,106,119	\$0
Los Angeles Harbor College	\$548,890,904	\$518,902,163	\$491,942,814	\$548,890,904	\$0
Los Angeles Mission College	\$583,933,854	\$523,164,112	\$517,590,063	\$583,933,854	\$0
Pierce College	\$874,032,609	\$726,191,687	\$617,091,538	\$874,032,609	\$0
Los Angeles Southwest College	\$495,145,573	\$462,006,441	\$451,812,412	\$495,145,573	\$0
Los Angeles Trade-Tech College	\$970,381,411	\$868,950,923	\$647,065,629	\$970,381,411	\$0
Los Angeles Valley College	\$953,815,268	\$864,080,829	\$723,329,789	\$953,815,268	\$0
West Los Angeles College	\$625,508,647	\$459,017,828	\$450,931,340	\$625,508,647	\$0
Total College Projects	\$6,856,959,048	\$5,992,376,113	\$5,135,404,867	\$6,856,959,048	\$0
District 770 HQ	\$51,813,696	\$51,590,812	\$51,395,742	\$51,813,696	\$0
District HQ	\$2,609,064	\$0	\$0	\$2,609,064	\$0
Firestone Factory Building	\$295,127,389	\$264,077,669	\$179,071,184	\$295,127,389	\$0
Health Careers Academy at County General	\$755,652	\$755,652	\$755,652	\$755,652	\$0
LACCD Van de Kamp Innovation Campus	\$92,002,799	\$91,629,239	\$91,629,239	\$92,002,799	\$0
Mission College - Sunland/Tujunga	\$24,737	\$24,737	\$24,737	\$24,737	\$0
West College - LAX	\$109,302	\$109,302	\$109,302	\$109,302	\$0
Total Satellites	\$442,442,640	\$408,187,412	\$322,985,857	\$442,442,640	\$0
Alternative Energy	\$16,000,000	\$0	\$0	\$16,000,000	\$0
Anti-Graffiti Program	\$1,117,930	\$1,117,930	\$1,117,930	\$1,117,930	\$0
Athletic Fields Program	\$91,429,882	\$2,559,832	\$909,378	\$91,429,882	\$0
Building Management System	\$1,000,000	\$361,316	\$83,008	\$1,000,000	\$0
Centralized Security Operations	\$15,068,500	\$871,322	\$583,719	\$15,068,500	\$0
Digital Twin Meta-Tech Initiative	\$26,227,659	\$927,881	\$853,511	\$26,227,659	\$0
Districtwide Physical Security	\$101,663,844	\$18,807,439	\$14,435,855	\$101,663,844	\$0
Energy	\$130,601,257	\$113,968,890	\$113,777,061	\$130,601,257	\$0
Energy Efficiency / Utility Infrastructure	\$27,049,805	\$16,987,878	\$15,778,431	\$27,049,805	\$0
Energy Studies & Reports	\$6,590,319	\$4,995,784	\$3,414,442	\$6,590,319	\$0
Housing	\$2,400,000	\$1,900,259	\$1,490,212	\$2,400,000	\$0
Infrastructure Program	\$218,372,855	\$6,503,452	\$1,582,576	\$218,372,855	\$0

Fund Allocation Overview

PROGRAM FUNDING ALLOCATION

The BuildLACCD Program is funded by the five bond issues (Prop. A, AA and Measure J, CC and LA), state funds and other sources, as shown below. Funding is allocated into five primary accounts plus accounts for program reserve and debt retirement. With the exception of the District Headquarters, certain technology projects, and debt retirement, all bond funds are to be used for college or satellite construction projects. Measure CC and Measure LA Bond Funds were awarded in 2016 and 2022 of which \$1.14B of Measure CC have been allocated to specific projects at this time.

The four funding account categories include:

1. College Projects stipulate the fixed total funding allocated to each of the nine colleges. Each College, through their President and shared governance, control which of the specific projects from the Bond Project Lists and Board approved Master Facilities Plans are to be completed with these funds.
2. Central Services, whose funds are earmarked in support of college projects, may include but are not limited to procurement, insurance, legal, accounting and estimating. Separately budgeted and controlled, Central Services funds have through economies of scale benefitted construction projects across the entire District.
3. Satellite and Multi-campus funds provide for college expansion locations and for modernization of the District's Headquarters building.
4. Districtwide Project funds provide for Measure J/CC required program-wide initiatives controlled by the District.

Description	[a] Current Funding	[b] Contracted	[c] Expended	[d] Estimate at Completion	[e]=[a]-[d] Funding Variance
Mass Notification	\$10,602,221	\$21,888	\$0	\$10,602,221	\$0
New Emerging Technology	\$15,770,894	\$0	\$0	\$15,770,894	\$0
Safety and Security Improvements	\$1,652,080	\$1,269,141	\$1,268,840	\$1,652,080	\$0
Security Cameras	\$18,852,630	\$16,605,411	\$14,493,891	\$18,852,630	\$0
Security Network Infrastructure	\$4,250,000	\$3,790,539	\$3,768,044	\$4,250,000	\$0
Storm Water Implementation	\$108,209,552	\$60,424,562	\$52,230,088	\$108,209,552	\$0
Sustainability Program	\$43,418,323	\$4,807,632	\$2,884,760	\$43,418,323	\$0
Technology	\$318,745,015	\$158,131,679	\$147,125,880	\$318,745,015	\$0
Technology Program	\$3,061,446	\$0	\$0	\$3,061,446	\$0
Transportation and Accessibility Improvements	\$157,937,909	\$89,786,635	\$84,128,386	\$157,937,909	\$0
UVC Light at Building HVAC Systems	\$6,159,076	\$2,168,288	\$2,162,951	\$6,159,076	\$0
Warranty Program	\$3,085,078	\$3,085,078	\$3,085,078	\$3,085,078	\$0
Whole Building Commissioning	\$23,080,784	\$22,694,260	\$22,025,508	\$23,080,784	\$0
Total Districtwide Initiatives	\$1,352,347,058	\$531,787,097	\$487,199,548	\$1,352,347,058	\$0
Total College Project Central Services	\$931,531,056	\$798,243,938	\$755,792,632	\$931,531,056	\$0
Measure CC Bond	\$521,993,280	\$0	\$0	\$521,993,280	\$0
Measure LA Bond	\$4,764,092,304	\$0	\$0	\$4,764,092,304	\$0
District Bond Contingency	\$114,687,293	\$0	\$0	\$0	\$114,687,293
Retire District Debt & Refinance	\$118,552,474	\$108,552,474	\$108,552,474	\$118,552,474	\$0
Total Funds	\$15,102,605,153	\$7,839,147,035	\$6,809,935,378	\$14,987,917,860	\$114,687,293

Program Reserve

PROGRAM RESERVE

Based on the recommendation from the Ad Hoc Committee for the District to set aside \$160 million, on May 23, 2012, the LACCD Board of Trustees adopted a policy for the funding of the District's Bond Program Reserve to provide funds for the many risks associated with contractor claims, defaults, unforeseen conditions, DSA close-out, and post warranty design and construction issues, and other yet unbudgeted-for risks. This District Bond Program Reserve is in addition to the project design and construction contingencies that each college is responsible for budgeting and controlling. A formal risk management program has been implemented to regularly assess the level of risks at the project and program level and to ensure adequate reserves are available to cover those risks. The CFE and Chancellor approved the release of remaining reserve funds to go back to the colleges for use on current projects that were previously deferred or have been initiated under Measure CC.

College	Original Contribution
Los Angeles City College	\$18,946,450
East Los Angeles College	\$22,175,933
Los Angeles Harbor College	\$15,217,573
Los Angeles Mission College	\$14,760,179
Pierce College	\$21,259,263
Los Angeles Southwest College	\$13,694,842
Los Angeles Trade-Tech College	\$19,709,971
Los Angeles Valley College	\$20,656,131
West Los Angeles College	\$13,579,658
Total Original Contribution	\$160,000,000
Total Approved Transfers	(\$160,000,000)
Available Program Reserve	\$0

District Bond Contingency

PROGRAM CONTINGENCY

Program Contingency funds are reserved for Central Services, Satellite, and Districtwide Initiative budgets that may be insufficient due to unprecedented increases in costs, unavoidable but necessary changes in scope, additional scope of services, and protracted delays caused by external forces resulting in additional costs. As the bond program nears completion, LACCD will assess the level of funding to maintain, recommend when contingency funding may be reduced and explore potential uses of any remaining funds.

Historical data prior to Y2014 is archived and available upon request.

Description	Amount
Fund Inception [2014]	\$11,855,763
Add/Drawdown Net	\$102,831,529
Available Funds	\$114,687,293

PROGRAM CONTINGENCY ADD/DRAWDOWN DETAIL

Date	Description	Add'd Funds Amt	Drawdown Amt
06/11/2012	Bond Program Reserve-Prop AA From City Prop AA See City Transfer PBTF #0801 <i>Bond Program Reserve-Prop AA From City Prop AA See City Transfer PBTF #0801 BOT approved a Resolution to funding of the district Bond Programs Reserve to address the level of risks and work remaining on the districts building program.</i>	\$839,039	
08/08/2012	Harbor Program Bond Reserve Contribution <i>Harbor Program Bond Reserve Contribution Bond Program Reserve Prop AA from Harbor to fund Bond Program Reserve see Transfer RH03,RH06 ,RH01. BOT approved a Resolution to funding of the district Bond Programs reserve to address the level of risks and w</i>	\$7,391,015	
02/28/2014	Budget transfer from District Bond Contingency <i>These budget transfer will transfers fund to the Program Reserve project in order to maintain Prop A funds available for future claims or other district issues. Therefore transfer will serve as an exchange of funds. 1. Budget transfer will be from Distr</i>		\$7,391,015
02/28/2014	Budget transfer from District Bond Contingency <i>These budget transfer will transfers fund to the Program Reserve project in order to maintain Prop A funds available for future claims or other district issues. Therefore transfer will serve as an exchange of funds. 1. Budget transfer will be from Distr</i>		\$839,039
11/10/2014	From Contingency to ELAC <i>As a result of analysis and discussion between College President, PMO, and College Project Team, result in the recommendation to revise the plan for the G8 & H8 buildings, which are part of the Science Career & Math Building project. The attached letter</i>		\$4,400,000
11/10/2014	40J Firestone Descope to District Bond Contingency <i>As a result of analysis and discussion between College President, PMO, and College Project Team, result in the recommendation to revise the plan for the G8 & H8 buildings, which are part of the Science Career & Math Building project. The attached letter</i>	\$4,400,000	
05/04/2015	Budget Transfer #2 for 40J Firestone to 22G Roll up <i>Budget Transfer to move the Central Funded Satellite account budget for Firestone Factory Building to the Firestone Site project #32G-261. This will allow the CPT managing Firestone to manage the budget. This is Budget Transfer 2 per attached flow chart.</i>		\$110,167,089
05/04/2015	40J Firestone Budget Transfer_1 <i>Budget Transfer is to move the Central Funded Satellite account budget for Firestone Factory Building to the Firestone Site project #32G-261. This will allow the CPT managing Firestone to manage the budget. This budget transfer is Step 1 per attached fl</i>	\$110,167,089	
01/11/2016	Corporate Center Budget Establishment <i>This budget transfer is to establish Corporate Center's budget per attached budget establishment.</i>		\$1,925,586

District Bond Contingency

PROGRAM CONTINGENCY ADD/DRAWDOWN DETAIL (Continued)

Date	Description	Add'd Funds Amt	Drawdown Amt
06/16/2016	Reallocation - Budget Transfer from 10D-108 Health Careers Academy at County General to 40J-J99 District Bond Contingency <i>Resolution: Satellite & District bond contingency fund 1/30/2013 - Part II The Ad Hoc Committee on Assets Management determined that it is best, at this point to suspend further development of planned satellite projects, including Sunland/Tujunga (LA Mission), Burbank (LA Valley College), LAC (West LA), and the Health Careers Academy at County General (East LA) and further that the funding for those projects be transferred into the District bond Contingency fund.</i>	\$348,304	
07/26/2016	Prop A Unallocated Interest Earned through 06-30-2015 <i>Budget increase to record Prop A unallocated interest earned through 06-30-2015 per Bond Financial reconciliation with the District.</i>	\$1,317,666	
07/26/2016	Measure J Unallocated Interest Earned through 06-30-2015 <i>Budget increase to record Measure J unallocated interest earned through 06-30-2015 per Bond Financial reconciliation with the District.</i>	\$16,510,056	
07/26/2016	Prop AA Unallocated Interest Earned through 06-30-2015 <i>Budget increase to record Prop AA unallocated interest earned through 06-30-2015 per Bond Financial reconciliation with the District.</i>	\$2,447,660	
01/20/2017	Reallocation - Transfer from the District Bond Contingency (40J-J99) to Valley Storm Water Implementation (40J-809) per white paper dated 12/02/16. <i>Reallocation - Transfer from the District Bond Contingency (40J-J99) to Valley Storm Water Implementation (40J-809) per white paper dated 12/02/16.</i>		\$304,357
03/27/2017	Districtwide Signage - East <i>Budget Transfer to provide dedication plaques for all new and renovated Bond project buildings. The funds will be transferred from the District Bond Contingency to create this project.</i>		\$20,000
03/27/2017	Districtwide Signage - Harbor <i>Budget Transfer to provide dedication plaques for all new and renovated Bond project buildings. The funds will be transferred from the District Bond Contingency to create this project.</i>		\$10,000
03/27/2017	Districtwide Signage - Pierce <i>Budget Transfer to provide dedication plaques for all new and renovated Bond project buildings. The funds will be transferred from the District Bond Contingency to create this project.</i>		\$10,000
03/27/2017	Districtwide Signage - Valley <i>Budget Transfer to provide dedication plaques for all new and renovated Bond project buildings. The funds will be transferred from the District Bond Contingency to create this project.</i>		\$40,000
03/27/2017	Districtwide Signage - City <i>Budget Transfer to provide dedication plaques for all new and renovated Bond project buildings. The funds will be transferred from the District Bond Contingency to create this project.</i>		\$20,000
03/27/2017	Districtwide Signage - Southwest <i>Budget Transfer to provide dedication plaques for all new and renovated Bond project buildings. The funds will be transferred from the District Bond Contingency to create this project.</i>		\$15,000
03/27/2017	Districtwide Signage - West <i>Budget Transfer to provide dedication plaques for all new and renovated Bond project buildings. The funds will be transferred from the District Bond Contingency to create this project.</i>		\$5,000

District Bond Contingency

PROGRAM CONTINGENCY ADD/DRAWDOWN DETAIL (Continued)

Date	Description	Add'd Funds Amt	Drawdown Amt
04/04/2017	Budget transfer to exchange Measure J funds for Prop AA funding between the District Bond Contingency and LACCD Bond Program Reserve <i>This budget transfer is to exchange Measure J funds for Prop AA funds between District Bond Contingency and LACCD Bond Program Reserve. Per White Paper dated 3/1/17 "Bond Reconciliation Items (between Build LACCD and District) that require budget transfers from District Bond Contingency to Projects".</i>	\$6,805,532	
04/04/2017	Budget transfer to exchange Measure J funds for Prop AA funding between the District Bond Contingency and LACCD Bond Program Reserve <i>This budget transfer is to exchange Measure J funds for Prop AA funds between District Bond Contingency and LACCD Bond Program Reserve. Per White Paper dated 3/1/17 "Bond Reconciliation Items (between Build LACCD and District) that require budget transfers from District Bond Contingency to Projects".</i>		\$6,805,532
04/17/2017	Budget transfer to allocate additional budget to cover current deficit under Northeast. <i>This budget transfer is to allocate additional budget to cover the current deficit under Northeast. Per white paper dated 3/1/17 "Bond Reconciliation Items (between Build LACCD and District) that require budget transfers from District Bond Contingency to Projects".</i>		\$4,723,935
05/24/2017	Budget Transfer from District Bond Contingency to Program & Project Support to allocate budget to cover historical JEs <i>This budget transfer is to allocate budget from the District Bond Contingency to the Program & Project Support to cover historical JEs per White Paper dated 3/1/17 "Bond Reconciliation items (between LACCD and District) that require budget transfers from District Bond Contingency to Projects".</i>		\$61,918
05/24/2017	Budget Transfer from District Bond Contingency to Program & Project Support to allocate budget to cover historical JEs <i>This budget transfer is to allocate budget from the District Bond Contingency to the Program & Project Support to cover historical JEs per White Paper dated 3/1/17 "Bond Reconciliation items (between LACCD and District) that require budget transfers from District Bond Contingency to Projects".</i>		\$1,208,038
05/24/2017	Budget Transfer from District Bond Contingency to Owner Controlled Insurance Program to allocate budget to cover historical JE <i>This budget transfer is to allocate budget from the District Bond Contingency to the Owner Controlled Insurance Program (Prop AA) to cover historical JE per White Paper dated 3/1/17 "Bond Reconciliation items (between LACCD and District) that require budget transfers from District Bond Contingency to Projects".</i>		\$15,665
05/24/2017	Budget Transfer from District Bond Contingency to District HQ to allocate additional budget to cover historical IT JE <i>This budget transfer is to allocate additional budget from the District Bond Contingency to the District HQ to cover historical IT JE per White Paper dated 3/1/17 "Bond Reconciliation items (between LACCD and District) that require budget transfers from District Bond Contingency to Projects".</i>		\$537,792
05/26/2017	Intra Budget Transfer within the District Bond Contingency to allocate budget for Prop AA Arbitrage <i>This budget transfer within the District Bond Contingency is to allocate additional budget for Prop AA Arbitrage. Per white paper dated 3/1/17 "Bond Reconciliation items (between LACCD and District) that require budget transfers from District Bond Contingency to Projects".</i>		\$2,475,481
06/29/2017	Budget reduction to correct duplicate recording of COP's Interest for Van de Kamp <i>Budget reduction to correct duplicate recording of COP's Interest for Van de Kamp. Per white paper dated 6/28/17 (see attached).</i>		\$1,766,550
07/28/2017	Prop A Other Unallocated Income Earned through 06-30-2016 <i>Budget increase to record Prop A other unallocated income earned through 06-30-2016 per Bond Financial reconciliation with the District.</i>	\$305,816	

District Bond Contingency

PROGRAM CONTINGENCY ADD/DRAWDOWN DETAIL (Continued)

Date	Description	Add'd Funds Amt	Drawdown Amt
07/31/2017	Prop A Unallocated Interest Earned from 07-01-2015 through 06-30-2016 <i>Budget increase to record Prop A unallocated interest earned through 06-30-2016 per Bond Financial reconciliation with the District.</i>	\$334,390	
07/31/2017	Measure J Unallocated Interest Earned from 07-01-2015 through 06-30-2016 <i>Budget increase to record Measure J unallocated interest earned through 06-30-2016 per Bond Financial reconciliation with the District.</i>	\$1,895,605	
08/31/2017	Prop A Unallocated Interest Earned from 07-01-2016 through 06-30-2017 <i>Budget increase to record Prop A unallocated interest earned from 07-01-2016 through 06-30-2017 per Bond Financial reconciliation with the District.</i>	\$393,171	
08/31/2017	Measure J Unallocated Interest Earned from 07-01-2016 through 06-30-2017 <i>Budget increase to record Measure J and BAB unallocated interest earned through 06-30-2016 per Bond Financial reconciliation with the District.</i>	\$2,533,754	
09/29/2017	Budget Transfer from District Service Costs to District Reserve - Owner's Reserve <i>This budget transfer is to move the budget surplus under District Service Costs to District Reserve - Owner's Reserve. This budget surplus became available after JE 15474 was processed per the request from the District to reduce the calculated Debt amount recorded in 2/2012.</i>	\$1,084,458	
10/12/2017	Budget reduction to correct recording of COP's Interest for Van de Kamp under Prop AA <i>Budget reduction to correct recording of COP's Interest for Van de Kamp under Prop AA. Per white paper dated 10/11/2017 (see attached).</i>		\$625,752
10/12/2017	Prop AA Unallocated Interest Earned from 07-01-2016 through 06-30-2017 <i>Budget increase to record Prop AA unallocated interest earned through 06-30-2017 per Bond Financial reconciliation with the District.</i>	\$447,643	
10/12/2017	Prop AA Unallocated Interest Earned from 07-01-2015 through 06-30-2016 <i>Budget increase to record Prop AA unallocated interest earned through 06-30-2016 per Bond Financial reconciliation with the District.</i>	\$407,007	
10/12/2017	Budget Transfer from District Bond Contingency to 40J Legal - Northeast to allocate additional budget to cover repair cost at VDK <i>This budget transfer is to allocate additional budget from the District Bond Contingency to the 40J Legal - Northeast. The additional budget is needed to cover the repairs at VKD per White Paper dated 09/26/2017. This budget along with the expenditures will be permanently transferred at a later date to VDK project.</i>		\$653,966
01/25/2018	Prop A Other Unallocated Income Earned through 06-30-2016 - Prop A Correction <i>This budget is to correct the funding source of budget transfer "Changes-0013-PropA_Other Income" which erroneously recorded Prop A "Other Income" to Prop AA.</i>	\$305,816	
01/25/2018	Prop A Other Unallocated Income Earned through 06-30-2016 - Prop AA Correction <i>This budget is to correct the funding source of budget transfer "Changes-0013-PropA_Other Income" which erroneously recorded Prop A "Other Income" to Prop AA.</i>		\$305,816
03/05/2018	Budget Transfer from District Bond Contingency to 40J Specialty Consulting - CED to allocate funds to cover supplies/materials <i>This budget transfer is to allocate funds from the District Bond Contingency to the 40J Specialty Consulting - Community Economic Development account. The funds are needed to cover the purchase of supplies/materials by the CED department with the approval from the District.</i>		\$707
04/27/2018	Budget Transfer from District Bond Contingency to 40J Specialty Consulting - College BIM Modeler to allocate additional funds to cover Archway <i>This budget transfer is to allocate additional funds from the District Bond Contingency to the 40J Specialty Consulting - College BIM Modeler account. The funds are needed to cover an extension on Archway's contract through April 2019. Refer to attached email.</i>		\$153,742

District Bond Contingency

PROGRAM CONTINGENCY ADD/DRAWDOWN DETAIL (Continued)

Date	Description	Add'd Funds Amt	Drawdown Amt
06/29/2018	<p>Budget transfer to consolidate Prop A District Bond Contingency under a single account per request from the District's Finance Team on 4/11/2018 mtng. From 40J-J99.00 District Bond Contingency to 10D.001.00 District Reserve - Owner's Reserve</p> <p><i>Budget transfer to consolidate Prop A District Bond Contingency under a single account per request from the District's Finance Team on 4/11/2018 meeting. From 40J-J99.00 District Bond Contingency account to 10D.001.00 District Reserve - Owner's Reserve account. Currently the District Bond Contingency resides in two different accounts.</i></p>	\$120,000	
06/29/2018	<p>Budget transfer to consolidate Prop A District Bond Contingency under a single account per request from the District's Finance Team on 4/11/2018 mtng. From 40J-J99.00 District Bond Contingency to 10D.001.00 District Reserve - Owner's Reserve</p> <p><i>Budget transfer to consolidate Prop A District Bond Contingency under a single account per request from the District's Finance Team on 4/11/2018 meeting. From 40J-J99.00 District Bond Contingency account to 10D.001.00 District Reserve - Owner's Reserve account. Currently the District Bond Contingency resides in two different accounts.</i></p>		\$120,000
06/29/2018	<p>Prop AA Other Unallocated Income Earned through 06-30-2017</p> <p><i>Budget increase to record Prop A other unallocated income earned through 06-30-2017 per Bond Financial reconciliation with the District on 4-11-2018.</i></p>	\$38,634	
07/26/2018	<p>Budget Transfer from 40J-J99.00 District Bond Contingency to 40J-J95.00 Specialty Consulting to allocate additional Measure J funds to cover District paid Measure J expenses.</p> <p><i>This budget transfer is to allocate additional Measure J funds from the 40J-J99.00 District Bond Contingency to the 40J-J95.00 Specialty Consulting account. The funds are needed to cover District paid Measure J expenses. Sample of these expenses are: Election cost, GO Bond issuance, Bond issuance fees, bank fees, arbitrage, etc...</i></p>		\$600,000
08/27/2018	<p>06S-616 Child Development Center - Budget transfer for historical Journal Entries</p> <p><i>Budget transfer to swap Prop AA funds for Prop A funds in between the LA Southwest College Campus Program Management – Owner's Reserve account and the District Bond Contingency account (this will result in a net zero increase to the overall College budget). It also seeks approval for a budget transfer from the Campus Program Management - Owner's Reserve to the Child Development Center project to allocate additional funds to cover historical journal entries that were identified during the District Bond Reconciliation with Build-LACCD. These journal entries will be booked in FY19 and need to be funded with Prop A funds; currently the College is short of Prop A funds and is not able to mitigate the variance caused by these journal entries under the correct fund source. However; the College has sufficient Prop AA funds under the e Campus Program Management – Owner's Reserve to swap for Prop A funds from the District Reserve – Owner' account. Both the journal entries and supporting documents are attached with this white paper memo.</i></p>		\$218,283
08/27/2018	<p>06S-616 Child Development Center - Budget transfer for historical Journal Entries</p> <p><i>Budget transfer to swap Prop AA funds for Prop A funds in between the LA Southwest College Campus Program Management – Owner's Reserve account and the District Bond Contingency account (this will result in a net zero increase to the overall College budget). It also seeks approval for a budget transfer from the Campus Program Management - Owner's Reserve to the Child Development Center project to allocate additional funds to cover historical journal entries that were identified during the District Bond Reconciliation with Build-LACCD. These journal entries will be booked in FY19 and need to be funded with Prop A funds; currently the College is short of Prop A funds and is not able to mitigate the variance caused by these journal entries under the correct fund source. However; the College has sufficient Prop AA funds under the e Campus Program Management – Owner's Reserve to swap for Prop A funds from the District Reserve – Owner' account. Both the journal entries and supporting documents are attached with this white paper memo.</i></p>	\$218,283	

District Bond Contingency

PROGRAM CONTINGENCY ADD/DRAWDOWN DETAIL (Continued)

Date	Description	Add'd Funds Amt	Drawdown Amt
09/17/2018	Budget Transfers from 40J-J91.00 Project Management to 40J-J99.00 District Bond Contingency - Owners Contingency <i>Budget Transfers from 40J-J91.00 Project Management to 40J-J99.00 District Bond Contingency - Owners Contingency to move remaining funds under 40J-J91.00. This account was closed in 2013 per the attached white paper; however, a contract remained outstanding hence the funds were not transferred out of the project at that time. The contract was recently closed and now the funds are being transferred to the District Bond Contingency - Owners Contingency account.</i>	\$285	
09/21/2018	Budget Transfer from District Bond Contingency to 40J Legal - Northeast to allocate additional budget to cover repair cost at VDK <i>This budget transfer is to allocate additional budget from the District Bond Contingency to the 40J Legal - Northeast. The additional budget is needed to cover the repairs at VKD per White Paper dated 9/18/2018. This budget along with the expenditures will be permanently transferred at a later date to VDK project.</i>		\$79,182
12/06/2018	Reallocation - Exchange of Prop AA funds between the Owner's Reserve (04M-499) & Prop A funds under District Bond Contingency (PROP AA portion) <i>Currently, Los Angeles Mission College has a budget shortfall under OCIP (04M-OCIP) for Prop A. There are no dollars remaining under the Owner's Reserve (04M-499) for Prop A to cover this shortfall. But, Prop A funds are available under District Bond Contingency. A white paper was approved to allow for an exchange of funds in the amount of \$110,532.95 between Prop AA (Owner's Reserve) and Prop A (District Bond Contingency), so the Prop A funds can be moved into the Owner's Reserve (04M-499). This budget change #0055 will process the movement of funds into the Owner's Reserve (04M-499) & District Bond Contingency for Prop AA only. This request will be a net-zero change.</i>	\$110,533	
12/07/2018	Reallocation - Exchange of Prop AA/Measure J funds between the Owner's Reserve (04M-499) & Prop A funds under District Bond Contingency (PROP A portion) <i>Currently, Los Angeles Mission College has a budget shortfall under OCIP (04M-OCIP) for Prop A. There are no dollars remaining under the Owner's Reserve (04M-499) for Prop A to cover this shortfall. But, Prop A funds are available under District Bond Contingency. A white paper was approved to allow for an exchange of funds in the amount of \$873,091.75 between Measure J & Prop AA (Owner's Reserve) and Prop A (District Bond Contingency), so the Prop A funds can be moved into the Owner's Reserve (04M-499). This budget change #0056 will process the movement of Prop A funds into the Owner's Reserve (04M-499) from District Bond Contingency only. This request will be a net-zero change.</i>		\$873,092
12/07/2018	Prop A Unallocated Interest Earned from 07-01-2017 through 06-30-2018 <i>Budget increase to record Prop A unallocated interest earned from 07-01-2017 through 06-30-2018 per Bond Financial reconciliation with the District.</i>	\$537,923	
12/07/2018	Prop AA Unallocated Interest Earned from 07-01-2017 through 06-30-2018 <i>Budget increase to record Prop AA unallocated interest earned from 07-01-2017 through 06-30-2018 per Bond Financial reconciliation with the District.</i>	\$560,449	
12/07/2018	Measure J Unallocated Interest Earned from 07-01-2017 through 06-30-2018 <i>Budget increase to record Measure J and BAB unallocated interest earned from 07-01-2017 through 06-30-2018 per Bond Financial reconciliation with the District.</i>	\$3,499,766	
12/07/2018	Reallocation - Exchange of Measure J funds between the Owner's Reserve (04M-499) & Prop A funds under District Bond Contingency (MEASURE J portion) <i>Currently, Los Angeles Mission College has a budget shortfall under OCIP (04M-OCIP) for Prop A. There are no dollars remaining under the Owner's Reserve (04M-499) for Prop A to cover this shortfall. But, Prop A funds are available under District Bond Contingency. A white paper was approved to allow for an exchange of funds in the amount of \$762,558.80 between Measure J (Owner's Reserve) and Prop A (District Bond Contingency), so the Prop A funds can be moved into the Owner's Reserve (04M-499). This budget change #0054 will process the movement of funds into the Owner's Reserve (04M-499) & District Bond Contingency for Measure J only. This request will be a net-zero change.</i>	\$762,559	

District Bond Contingency

PROGRAM CONTINGENCY ADD/DRAWDOWN DETAIL (Continued)

Date	Description	Add'd Funds Amt	Drawdown Amt
12/13/2018	Measure C Unallocated Interest Earned from 07-01-2017 through 06-30-2018 <i>Budget increase to record Measure CC unallocated interest earned from 07-01-2017 through 06-30-2018 per Bond Financial reconciliation with the District.</i>	\$1,141,872	
05/14/2019	Budget Change - Swap Measure J funds for Prop A funds under Program Reserve 2017-Release Valley for JE 512039 Error Fix (Prop A) <i>Budget Change - Swap Measure J funds for Prop A funds (PR-Valley) for JE 512039 Error Fix per executed White Paper dated 4/18/19 titled, "Swap of funds in between District Bond Contingency and the Program Reserve 2017-Release Valley and a budget increase to the Campus-Wide Improvement-Restroom projects".</i>		\$177,830
05/14/2019	Budget Change - Swap Measure J funds for Prop A funds under Program Reserve 2017-Release Valley for JE 512039 Error Fix (Measure J) <i>Budget Change - Swap Measure J funds for Prop A funds (PR-Valley) for JE 512039 Error Fix per executed White Paper dated 4/18/19 titled, "Swap of funds in between District Bond Contingency and the Program Reserve 2017-Release Valley and a budget increase to the Campus-Wide Improvement-Restroom projects".</i>	\$177,830	
06/07/2019	Budget transfer to swap Measure J funds for Prop AA funding between the 40J-J94 Audit account and 10D-001 District Reserve - Owner's Reserve account. <i>This budget transfer is to swap Measure J funds for Prop AA funds between the 40J-J94 Audit account and 10D-001 District Reserve - Owner's Reserve account. This transfer will result in a net zero increase to the overall Audit budget. This budget transfer is necessary in order to ensure adequate funding of Prop AA audit fees over the next 3 years per approved white paper (Audit Measure CC Budget Establishment) dated 5/14/2019.</i>		\$67,476
06/07/2019	Budget transfer to swap Measure J funds for Prop AA funding between the 40J-J94 Audit account and 40J-J99 District Bond Contingency account. <i>This budget transfer is to swap Measure J funds for Prop AA funds between the 40J-J94 Audit account and 40J-J99 District Bond Contingency account. This transfer will result in a net zero increase to the overall Audit budget. This budget transfer is necessary in order to ensure adequate funding of Prop AA audit fees over the next 3 years per approved white paper (Audit Measure CC Budget Establishment) dated 5/14/2019.</i>	\$67,476	
09/06/2019	Budget Change - Swap Measure J funds for Prop A funds (PR-Valley) per executed White Paper dated 7/24/19 titled, "Swap of funds in between District Bond Contingency and the Program Reserve 2017-Release Valley" (Prop A) <i>Budget Change - Swap Measure J funds for Prop A funds (PR-Valley) per executed White Paper dated 7/24/19 titled, "Swap of funds in between District Bond Contingency and the Program Reserve 2017-Release Valley" (Prop A)</i>		\$110,000
09/06/2019	Budget Change - Swap Measure J funds for Prop A funds (PR-Valley) per executed White Paper dated 7/24/19 titled, "Swap of funds in between District Bond Contingency and the Program Reserve 2017-Release Valley" (Measure J) <i>Budget Change - Swap Measure J funds for Prop A funds (PR-Valley) per executed White Paper dated 7/24/19 titled, "Swap of funds in between District Bond Contingency and the Program Reserve 2017-Release Valley" (Measure J)</i>	\$110,000	
09/13/2019	Budget transfer to swap Measure J funds for Prop A, AA and Measure CC funding between the 40J-J94 Audit account and 40J-J99 District Bond Contingency, 10D-001 District Bond Contingency and 50A-A01 Measure CC Bond account. <i>This budget transfer is part of a series of transfers to swap Measure J funds for Prop A, AA and Measure CC funds between the 40J-J94 Audit account and 40J-J99 District Bond Contingency account, 10D-001 District Bond Contingency and 50A-A01 Measure CC Bond . This transfer will result in a net zero increase to the overall Audit budget. This budget transfer is necessary in order to ensure adequate funding of Prop A, AA and Measure CC audit fees over the next 3 years per approved white paper (Audit Budget Request for Bond Monitor Contract) dated 8/8/2019.</i>		\$113,850

District Bond Contingency

PROGRAM CONTINGENCY ADD/DRAWDOWN DETAIL (Continued)

Date	Description	Add'd Funds Amt	Drawdown Amt
09/13/2019	Budget transfer to swap Measure J funds for Prop A, AA and Measure CC funding between the 40J-J94 Audit account and 40J-J99 District Bond Contingency, 10D-001 District Bond Contingency and 50A-A01 Measure CC Bond account. <i>This budget transfer is part of a series of transfers to swap Measure J funds for Prop A, AA and Measure CC funds between the 40J-J94 Audit account and 40J-J99 District Bond Contingency account, 10D-001 District Bond Contingency and 50A-A01 Measure CC Bond . This transfer will result in a net zero increase to the overall Audit budget. This budget transfer is necessary in order to ensure adequate funding of Prop A, AA and Measure CC audit fees over the next 3 years per approved white paper (Audit Budget Request for Bond Monitor Contract) dated 8/8/2019.</i>		\$166,408
09/13/2019	Budget Transfer from 40J-J99 District Bond Contingency to 40J-J55 FF&E for the OGC furniture. <i>This budget transfer will allocate additional funds from the 40J-J99 District Bond Contingency to the 40J-J55 FF&E account in response to the Chief Facilities Executive request for furniture for the District Office of General Counsel (OGC) since the furniture is to support the new attorney who is 100% dedicated to the Bond Program. Due to the timing of the new attorney's arrival the furniture was purchased from the 40J Furniture, Fixtures, and Equipment budget which covers only the PMO/CPT FF&E. This budget transfer request is to replenish the 40J FF&E funds from the District Bond Contingency Budget.</i>		\$21,260
09/30/2019	Reallocation - Exchange of Measure J funds between the Program Reserve (04M-4PR) & Prop A funds under District Bond Contingency (Prop A Portion) <i>Exchange of Measure J funds between the Program Reserve (04M-4PR) & Prop A funds under District Bond Contingency as per the approved white paper dated 06/21/2019.</i>		\$134,525
09/30/2019	Budget transfer to align budget to expended under District Reserve - Owner's Reserve (20D.7000.04) Prop AA funds <i>Budget transfer to align budget to expended under District Reserve - Owner's Reserve (Subproject #20D.7000.04) Prop AA funds only. This is a net zero (\$0) budget impact to the District Reserve- Owner's Reserve, Prop AA funds.</i>		\$790,435
09/30/2019	Budget transfer to swap Measure J funds for Prop A, AA and Measure CC funding between the 40J-J94 Audit account and 40J-J99 District Bond Contingency, 10D-001 District Bond Contingency and 50A-A01 Measure CC Bond account. <i>This budget transfer is part of a series of transfers to swap Measure J funds for Prop A, AA and Measure CC funds between the 40J-J94 Audit account and 40J-J99 District Bond Contingency account, 10D-001 District Bond Contingency and 50A-A01 Measure CC Bond . This transfer will result in a net zero increase to the overall Audit budget. This budget transfer is necessary in order to ensure adequate funding of Prop A, AA and Measure CC audit fees over the next 3 years per approved white paper (Audit Budget Request for Bond Monitor Contract) dated 8/8/2019.</i>	\$1,262,461	
09/30/2019	Budget transfer to align budget to expended under District Reserve - Owner's Reserve (20D.7000.04) Prop AA funds <i>Budget transfer to align budget to expended under District Reserve - Owner's Reserve (Subproject #20D.7000.04) Prop AA funds only. This is a net zero (\$0) budget impact to the District Reserve- Owner's Reserve, Prop AA funds.</i>	\$790,435	
09/30/2019	Reallocation - Exchange of Measure J funds between the Program Reserve (04M-4PR) & Prop A funds under District Bond Contingency (Measure J Portion) <i>Exchange of Measure J funds between the Program Reserve (04M-4PR) & Prop A funds under District Bond Contingency as per the approved white paper dated 06/21/2019. (Measure J Portion)</i>	\$134,525	
10/22/2019	Prop A Unallocated Interest Earned from 07-01-2018 through 06-30-2019 <i>Budget increase to record Prop A unallocated interest earned from 07-01-2018 through 06-30-2019 per Bond Financial reconciliation with the District.</i>	\$703,327	
10/22/2019	Measure J Unallocated Interest Earned from 07-01-2018 through 06-30-2019 <i>Budget increase to record Measure J and BAB unallocated interest earned from 07-01-2018 through 06-30-2019 per Bond Financial reconciliation with the District.</i>	\$3,477,336	

District Bond Contingency

PROGRAM CONTINGENCY ADD/DRAWDOWN DETAIL (Continued)

Date	Description	Add'd Funds Amt	Drawdown Amt
10/22/2019	Prop AA Unallocated Interest Earned from 07-01-2018 through 06-30-2019 <i>Budget increase to record Prop AA unallocated interest earned from 07-01-2018 through 06-30-2019 per Bond Financial reconciliation with the District.</i>	\$733,603	
10/22/2019	Measure CC Unallocated Interest Earned from 07-01-2018 through 06-30-2019 <i>Budget increase to record Measure CC unallocated interest earned from 07-01-2018 through 06-30-2019 per Bond Financial reconciliation with the District.</i>	\$1,579,291	
01/24/2020	Budget Transfer from 10D-001.00 District Bond Contingency to 10D-095.00 District Wide - Other Consulting Services to allocate additional funds to cover historical JE <i>This budget transfer is to allocate additional funds from the District Bond Contingency to the District Wide - Other Consulting Services account. The funds are needed to cover a historical JE recorded in 6/2012 in the amount of \$17.87. The JE reclassified expenditures to each campus and a portion was allocated to the same account without available budget. This has been carried as a variance for several years under the Dashboard report. Refer to attached JE 12669 for further information.</i>		\$18
02/04/2020	Budget Transfer from 40J-J99.00 District Bond Contingency - Owners Contingency to 10D-078.00 District HQ to cover fees associated with the scanning of the District Educational Service Center - 770 Wilshire building construction documents <i>This budget transfer from 40J-J99.00 District Bond Contingency - Owners Contingency to 10D-078.00 District HQ is to cover fees associated with the scanning of the District Educational Service Center - 770 Wilshire construction documents. Per request from Russ Miller, the drawings are to be archived into ProjectWise for future reference. Currently the District HQ doesn't have any available budget to cover these fees.</i>		\$1,000
03/09/2020	Budget Change - Storm Water Improvements - Hatteras Street (40J-809.01) to District Bond Contingency (40J-J99) per approved white paper dated 12/2/2016 <i>Budget Change - Storm Water Improvements - Hatteras Street (40J-809.01) to District Bond Contingency (40J-J99) per approved white paper dated 12/2/2016</i>	\$304,357	
07/17/2020	Budget Transfer from 40J-JPVJOBS to 40J-J99 District Bond Contingency to close-out account. <i>Inter-Project Budget Transfer to reallocate remaining funds from 40J-JPVJOBS account to 40J-J99 District Bond Contingency to financially close the account. This account was closed-out in 2014 and the unallocated funds were moved to 40J-J95.01 and 40J-J95.02; however, a contract was closed out after 2014 which freed up this additional budget.</i>	\$8,420	
07/29/2020	Prop A Unallocated Interest Earned from 07-01-2019 through 06-30-2020 <i>Budget increase to record Prop A unallocated interest earned from 07-01-2019 through 06-30-2020 per Bond Financial reconciliation with the District.</i>	\$506,352	
07/29/2020	Measure J Unallocated Interest Earned from 07-01-2019 through 06-30-2020 <i>Budget increase to record Measure J and BAB unallocated interest earned from 07-01-2019 through 06-30-2020 per Bond Financial reconciliation with the District.</i>	\$3,267,360	
07/29/2020	Prop AA Unallocated Interest Earned from 07-01-2019 through 06-30-2020 <i>Budget increase to record Prop AA unallocated interest earned from 07-01-2019 through 06-30-2020 per Bond Financial reconciliation with the District.</i>	\$415,313	
07/29/2020	Measure CC Unallocated Interest Earned from 07-01-2019 through 06-30-2020 <i>Budget increase to record Measure CC unallocated interest earned from 07-01-2019 through 06-30-2020 per Bond Financial reconciliation with the District.</i>	\$2,590,061	
09/02/2020	Budget Transfer from 40J-J99.00 District Bond Contingency - Owners Contingency to 40J-J92.00 Corporate Center for the removal of the exiting window tint and installation of a high energy efficient 3M Sun Control Window film. <i>This budget transfer is to allocate additional Measure J funds from 40J-J99.00 District Bond Contingency - Owners Contingency to 40J-J92.00 Corporate Center for the removal of the exiting window tint and installation of a high energy efficient 3M Sun Control Window film.</i>		\$250,000

District Bond Contingency

PROGRAM CONTINGENCY ADD/DRAWDOWN DETAIL (Continued)

Date	Description	Add'd Funds Amt	Drawdown Amt
10/05/2020	Budget change from 40J-J10 - Resource & Recovery to 40J-J99.00 to decrease and closeout the project. <i>This budget change from 40J-J10.00 - Resource & Recovery to 40J-J99.00 District Bond Contingency is to decrease and close out 40J-J10 -Resource & Recovery. This transfer will closeout the project under Measure J. The unused budget is being transfer to the 40J-J99.00 account.</i>	\$83,963	
05/20/2021	Reallocations - Move Funds from 05P-5PR.00-Program Reserve 2017 Release - Pierce to 40J-J99 District Bond Contingency Account to Initiate Swapping of Funds from Measure J to Measure CC <i>Inter-Project Budget Transfer #CHANGES-0619 reallocates funds from 05P-5PR.00-Program Reserve 2017 Release - Pierce to 40J-J99 District Bond Contingency account to complete the swap of funds of Measure J for Measure CC in the amount of \$183,817.62 per approved White Paper dated 5/4/2021. Measure CC portion was transferred through Inter-Project Budget Transfer #CHANGES-0610 dated 5/14/21. This transfer completes the second part of the swap.</i>	\$183,818	
06/23/2021	Budget Change - Move Funds from 05P-5PR.00-Program Reserve 2017 Release - Pierce to 40J-J99 District Bond Contingency Account to Initiate Swapping of Funds from Measure J to Measure CC <i>Inter-Project Budget Transfer #CHANGES-0622 transfers funds from 05P-5PR.00-Program Reserve 2017 Release - Pierce (Measure J) to 40J-J99 District Bond Contingency account to complete the swap of funds from Measure J to Measure CC in the amount of \$291,199.84 per approved White Paper dated 5/19/2021. Measure CC portion was transferred through Inter-Project Budget Transfer #CHANGES-0640-CC dated 6/8/21. This transfer completes the second part of the swap.</i>	\$291,200	
06/30/2021	Budget Change - Transfer Prop A Debt Services budget to District Bond Contingency account to close out Prop A Debt Services account per fully executed white paper dated 5/19/2021. <i>Budget Change - Transfer Prop A Debt Services budget to District Bond Contingency account to close out Prop A Debt Services account per fully executed white paper dated 5/19/2021. Please see attached documents for further reference.</i>	\$2,500,000	
06/30/2021	Budget Change - Transfer Prop AA Debt Services budget to District Bond Contingency account to close out Prop AA Debt Services account per fully executed white paper dated 5/19/2021. <i>Budget Change - Transfer Prop AA Debt Services budget to District Bond Contingency account to close out Prop AA Debt Services account per fully executed white paper dated 5/19/2021. Please see attached documents for further reference.</i>	\$2,500,000	
07/13/2021	Budget Transfer from 40J-J99.00 District Bond Contingency - Owners Contingency to 40J-J92.00 Corporate Center for the Elevator Security and Building Internet. <i>This budget transfer is to allocate additional Measure J funds from 40J-J99.00 District Bond Contingency - Owners Contingency to 40J-J92.00 Corporate Center for the Elevator Access Card Security Upgrade and the Building Internet Connectivity for increased security and technology bandwidth. Per approved white paper dated 6/22/2021, see attached for further reference.</i>		\$342,677
08/31/2021	Prop A Unallocated Interest Earned from 07-01-2020 through 06-30-2021 <i>Budget increase to record Prop A unallocated interest earned from 07-01-2020 through 06-30-2021 per Bond Financial reconciliation with the District.</i>	\$185,769	
08/31/2021	Measure J Unallocated Interest Earned from 07-01-2020 through 06-30-2021 <i>Budget increase to record Measure J unallocated interest earned from 07-01-2020 through 06-30-2021 per Bond Financial reconciliation with the District.</i>	\$1,269,883	
08/31/2021	Prop AA Unallocated Interest Earned from 07-01-2020 through 06-30-2021 <i>Budget increase to record Prop AA unallocated interest earned from 07-01-2020 through 06-30-2021 per Bond Financial reconciliation with the District.</i>	\$140,657	

District Bond Contingency

PROGRAM CONTINGENCY ADD/DRAWDOWN DETAIL (Continued)

Date	Description	Add'd Funds Amt	Drawdown Amt
08/31/2021	Measure CC Unallocated Interest Earned from 07-01-2020 through 06-30-2021 <i>Budget increase to record Measure CC unallocated interest earned from 07-01-2020 through 06-30-2021 per Bond Financial reconciliation with the District.</i>	\$927,468	
09/08/2021	Budget Change - 40J-406.00 Anti-Graffiti Program - Mission <i>Budget change to decrease and close out 40J-406.00 – Anti-Graffiti Program - Mission. This project was completed back in 2011; however, during the District reconciliation it was identified that this project had eligible SMP expenditures. Once the Measure J Bond expenditures were reclassified to SMP, it freed up the Measure J budget. The surplus Measure J budget is being transfer to the 40J-J99.00 District Bond Contingency account.</i>	\$25,754	
10/07/2021	Budget Change - Swap Prop A funds for Measure J funds (PR-Valley) per executed White Paper dated 9/15/21 titled, "Release of Program Reserve Funds ("RPRF")" (Prop A) <i>Budget Change - Swap Prop A funds for Measure J funds (PR-Valley) per executed White Paper dated 9/15/21 titled, "Release of Program Reserve Funds ("RPRF")" (Prop A). This CHANGE is part 1 of 2 (Part 2: CHANGE 0776, which will complete the swap by adding Measure J funds to the PR-Valley).</i>	\$768,577	
10/07/2021	Budget Change - Swap Prop A funds for Measure J funds (PR-Valley) per executed White Paper dated 9/15/21 titled, "Release of Program Reserve Funds ("RPRF")" (Measure J) <i>Budget Change - Swap Prop A funds for Measure J funds (PR-Valley) per executed White Paper dated 9/15/21 titled, "Release of Program Reserve Funds ("RPRF")" (Measure J). This CHANGE is part 2 of 2 (Part 1: CHANGE 0775, which initiated the SWAP by reducing Prop A funds within the PR-Valley).</i>		\$768,577
10/28/2021	Reallocation - Exchange of Prop A funds between the Program Reserve (04M-4PR) & Measure J funds under District Bond Contingency (Prop A Portion) <i>Exchange of Prop A funds between the Program Reserve (04M-4PR) & Measure J funds under District Bond Contingency as per the approved white paper dated 10/21/21. (Prop A Portion)</i>	\$64,215	
10/28/2021	Reallocation - Exchange of Prop A funds between the Program Reserve (04M-4PR) & Measure J funds under District Bond Contingency (Measure J Portion) <i>Exchange of Prop A funds between the Program Reserve (04M-4PR) & Measure J funds under District Bond Contingency as per the approved white paper dated 10/21/21. (Measure J Portion)</i>		\$64,215
02/14/2022	21N-190.OCIP Northeast - OCIP Account Close Out - Transfer remaining Prop AA to 10D-001.00 District Reserve - Owner's Reserve per approved White Paper dated 1/19/2022 <i>Inter-Project Budget Transfer #CHANGES-0866 transfers remaining Prop AA funds from 21N-190.OCIP Northeast OCIP account to District Reserve - Owner's Reserve account per approved White Paper dated 1/19/2022. The District has confirmed that the OCIP I and II Bank of New York escrow account has been closed and that the Prop AA earmarked commitment under the Bank of New York can be released. The total Prop AA funds to be transferred is \$388,303.86. The overall budget for 21N-190.OCIP Northeast - OCIP account would be decreased from \$946,559.63 to \$558,255.77</i>	\$388,304	
02/22/2022	21N-115.01 New Education Building Repairs - Budget Change decrease to closeout project. <i>This budget change is to decrease and close out 21N-115.01 New Education Building Repairs. The unused budget is being transferred to the 40J-J99.00 District Bond Contingency account as per white paper dated 1/19/2022. See attached for additional information.</i>	\$635,844	
02/28/2022	Reallocation - Move Measure J funds Under 01C-1PR to District Bond Contingency 40J-J99 <i>Budget transfer from Measure J 01C-1PR, to District Bond Contingency 40J-J99. This reallocation will be transferred to 40J-J99. Please refer to attached White Paper signed 1/24/22.</i>	\$28,669,589	

District Bond Contingency

PROGRAM CONTINGENCY ADD/DRAWDOWN DETAIL (Continued)

Date	Description	Add'd Funds Amt	Drawdown Amt
06/20/2022	06S-6PR.00 Program Reserve 2017 Release - Southwest - Budget Change (Prop A) <i>Inter-Project Budget #CHANGES-0939 to swap Prop A funds for Measure J funds within the 06S-6PR.00 Program Reserve 2017 Release - Southwest and the 10D-001.00 District Bond Contingency holding account. Per the fully executed white paper dated 6/9/2022. Please see attached documents for further reference.</i>	\$624,022	
06/20/2022	06S-6PR.00 - Program Reserve 2017 Release - Southwest - Budget Change (Prop AA) <i>Inter-Project Budget #CHANGES-0940-AA to swap Prop AA funds for Measure J funds within the 06S-6PR.00 Program Reserve 2017 Release - Southwest and the 10D-001.00 District Bond Contingency holding account. Per the fully executed white paper dated 6/9/2022. Please see attached documents for further reference.</i>	\$464,413	
06/20/2022	06S-6PR.00 Program Reserve 2017 Release - Southwest - Budget Transfer (Measure J) <i>Inter-Project Budget #CHANGES-0941 to swap Prop A and AA funds for Measure J funds within the 40J-J99.00 District Bond Contingency holding account and the 06S-6PR.00 Program Reserve 2017 Release - Southwest account. Per the fully executed white paper dated 6/9/2022. Please see attached documents for further reference.</i>		\$1,088,435
07/06/2022	Reallocation - Exchange of Prop A funds between the Program Reserve (04M-4PR) & Measure J funds under District Bond Contingency (Prop A Portion) <i>Exchange of Prop A funds between the Program Reserve (04M-4PR) & Measure J funds under District Bond Contingency as per the approved white paper dated 6/16/2022. (Prop A Portion)</i>	\$512,296	
07/06/2022	Budget change to swap Measure CC funds for Prop A, AA and Measure J funding between the 40J-J86 Legal account and 40J-J99 District Bond Contingency and 10D-001 District Bond Contingency accounts. <i>This budget change is part of a series of transfers to swap Measure CC funds for Prop A, AA and Measure J funds between the 40J-J86 Legal account and 40J-J99 District Bond Contingency and 10D-001 District Bond Contingency accounts. This transfer will result in a net zero increase to the overall Program Management budget. This budget change is necessary in order to ensure that the Central Services budget is aligned with the allocation of activity between bonds per white paper (Central Services Fund Swap Request) dated 6/24/2022.</i>		\$162,262
07/06/2022	Budget change to swap Measure J funds for Prop A, AA and Measure CC funding between the 40J-J94 Audit account and 40J-J99 District Bond Contingency and 10D-001 District Bond Contingency accounts. <i>This budget change is part of a series of transfers to swap Measure J funds for Prop A, AA and Measure CC funds between the 40J-J94 Audit account and 40J-J99 District Bond Contingency and 10D-001 District Bond Contingency accounts. This transfer will result in a net zero increase to the overall Program Management budget. This budget change is necessary in order to ensure that the Central Services budget is aligned with the allocation of activity between bonds per white paper (Central Services Fund Swap Request) dated 6/24/2022.</i>		\$143,392
07/06/2022	Budget change to swap Measure CC funds for Prop A, AA and Measure J funding between the 40J-J90 Program Management account and 40J-J99 District Bond Contingency and 10D-001 District Bond Contingency accounts. <i>This budget change is part of a series of transfers to swap Measure CC funds for Prop A, AA and Measure J funds between the 40J-J90 Program Management account and 40J-J99 District Bond Contingency and 10D-001 District Bond Contingency accounts. This transfer will result in a net zero increase to the overall Program Management budget. This budget change is necessary in order to ensure that the Central Services budget is aligned with the allocation of activity between bonds per white paper (Central Services Fund Swap Request) dated 6/24/2022.</i>		\$1,243,478

District Bond Contingency

PROGRAM CONTINGENCY ADD/DRAWDOWN DETAIL (Continued)

Date	Description	Add'd Funds Amt	Drawdown Amt
07/06/2022	<p>Budget change to swap Measure CC funds for Prop A, AA and Measure J funding between the 40J-J86 Legal account and 40J-J99 District Bond Contingency and 10D-001 District Bond Contingency accounts.</p> <p><i>This budget change is part of a series of transfers to swap Measure CC funds for Prop A, AA and Measure J funds between the 40J-J86 Legal account and 40J-J99 District Bond Contingency and 10D-001 District Bond Contingency accounts. This transfer will result in a net zero increase to the overall Program Management budget. This budget change is necessary in order to ensure that the Central Services budget is aligned with the allocation of activity between bonds per white paper (Central Services Fund Swap Request) dated 6/24/2022.</i></p>		\$601,288
07/06/2022	<p>Budget change to swap Measure J funds for Prop A, AA and Measure CC funding between the 40J-J94 Audit account and 40J-J99 District Bond Contingency and 10D-001 District Bond Contingency accounts.</p> <p><i>This budget change is part of a series of transfers to swap Measure J funds for Prop A, AA and Measure CC funds between the 40J-J94 Audit account and 40J-J99 District Bond Contingency and 10D-001 District Bond Contingency accounts. This transfer will result in a net zero increase to the overall Program Management budget. This budget change is necessary in order to ensure that the Central Services budget is aligned with the allocation of activity between bonds per white paper (Central Services Fund Swap Request) dated 6/24/2022.</i></p>		\$645,731
07/06/2022	<p>Budget change to swap Measure CC funds for Prop A, AA and Measure J funding between the 40J-J86 Legal account and 40J-J99 District Bond Contingency and 10D-001 District Bond Contingency accounts.</p> <p><i>This budget change is part of a series of transfers to swap Measure CC funds for Prop A, AA and Measure J funds between the 40J-J86 Legal account and 40J-J99 District Bond Contingency and 10D-001 District Bond Contingency accounts. This transfer will result in a net zero increase to the overall Program Management budget. This budget change is necessary in order to ensure that the Central Services budget is aligned with the allocation of activity between bonds per white paper (Central Services Fund Swap Request) dated 6/24/2022.</i></p>	\$1,051,377	
07/06/2022	<p>Budget change to swap Measure CC funds for Prop A, AA and Measure J funding between the 40J-J90 Program Management account and 40J-J99 District Bond Contingency and 10D-001 District Bond Contingency accounts.</p> <p><i>This budget change is part of a series of transfers to swap Measure CC funds for Prop A, AA and Measure J funds between the 40J-J90 Program Management account and 40J-J99 District Bond Contingency and 10D-001 District Bond Contingency accounts. This transfer will result in a net zero increase to the overall Program Management budget. This budget change is necessary in order to ensure that the Central Services budget is aligned with the allocation of activity between bonds per white paper (Central Services Fund Swap Request) dated 6/24/2022.</i></p>	\$39,056,320	
07/06/2022	<p>Reallocation - Exchange of Prop AA funds between the Program Reserve (04M-4PR) & Measure J funds under District Bond Contingency (Prop AA Portion) Exchange of Prop AA funds between the Program Reserve (04M-4PR) & Measure J funds under District Bond Contingency as per the approved white paper dated 6/16/2022. (Prop AA Portion)</p>	\$366,343	
07/06/2022	<p>Budget change to swap Measure J funds for Prop A, AA and Measure CC funding between the 40J-J94 Audit account and 40J-J99 District Bond Contingency and 10D-001 District Bond Contingency accounts.</p> <p><i>This budget change is part of a series of transfers to swap Measure J funds for Prop A, AA and Measure CC funds between the 40J-J94 Audit account and 40J-J99 District Bond Contingency and 10D-001 District Bond Contingency accounts. This transfer will result in a net zero increase to the overall Program Management budget. This budget change is necessary in order to ensure that the Central Services budget is aligned with the allocation of activity between bonds per white paper (Central Services Fund Swap Request) dated 6/24/2022.</i></p>		\$128,166

District Bond Contingency

PROGRAM CONTINGENCY ADD/DRAWDOWN DETAIL (Continued)

Date	Description	Add'd Funds Amt	Drawdown Amt
07/06/2022	<p>Budget change to swap Measure CC funds for Prop A, AA and Measure J funding between the 40J-J90 Program Management account and 40J-J99 District Bond Contingency and 10D-001 District Bond Contingency accounts.</p> <p><i>This budget change is part of a series of transfers to swap Measure CC funds for Prop A, AA and Measure J funds between the 40J-J90 Program Management account and 40J-J99 District Bond Contingency and 10D-001 District Bond Contingency accounts. This transfer will result in a net zero increase to the overall Program Management budget. This budget change is necessary in order to ensure that the Central Services budget is aligned with the allocation of activity between bonds per white paper (Central Services Fund Swap Request) dated 6/24/2022.</i></p>		\$2,524,017
07/06/2022	<p>Budget change to swap Measure CC funds for Prop A, AA and Measure J funding between the 40J-J86 Legal account and 40J-J99 District Bond Contingency and 10D-001 District Bond Contingency accounts.</p> <p><i>This budget change is part of a series of transfers to swap Measure CC funds for Prop A, AA and Measure J funds between the 40J-J86 Legal account and 40J-J99 District Bond Contingency and 10D-001 District Bond Contingency accounts. This transfer will result in a net zero increase to the overall Program Management budget. This budget change is necessary in order to ensure that the Central Services budget is aligned with the allocation of activity between bonds per white paper (Central Services Fund Swap Request) dated 6/24/2022.</i></p>		\$287,827
07/06/2022	<p>Budget change to swap Measure CC funds for Prop A, AA and Measure J funding between the 40J-J90 Program Management account and 40J-J99 District Bond Contingency and 10D-001 District Bond Contingency accounts.</p> <p><i>This budget change is part of a series of transfers to swap Measure CC funds for Prop A, AA and Measure J funds between the 40J-J90 Program Management account and 40J-J99 District Bond Contingency and 10D-001 District Bond Contingency accounts. This transfer will result in a net zero increase to the overall Program Management budget. This budget change is necessary in order to ensure that the Central Services budget is aligned with the allocation of activity between bonds per white paper (Central Services Fund Swap Request) dated 6/24/2022.</i></p>		\$28,611,477
07/06/2022	<p>Reallocation - Exchange of Prop A/AA funds between the Program Reserve (04M-4PR) & Measure J funds under District Bond Contingency (Measure J Portion)</p> <p><i>Exchange of Prop A/AA funds between the Program Reserve (04M-4PR) & Measure J funds under District Bond Contingency (Measure J Portion)</i></p>		\$878,639
07/06/2022	<p>Budget change to swap Measure CC funds for Prop A, AA and Measure J funding between the 40J-J90 Program Management account and 40J-J99 District Bond Contingency and 10D-001 District Bond Contingency accounts.</p> <p><i>This budget change is part of a series of transfers to swap Measure CC funds for Prop A, AA and Measure J funds between the 40J-J90 Program Management account and 40J-J99 District Bond Contingency and 10D-001 District Bond Contingency accounts. This transfer will result in a net zero increase to the overall Program Management budget. This budget change is necessary in order to ensure that the Central Services budget is aligned with the allocation of activity between bonds per white paper (Central Services Fund Swap Request) dated 6/24/2022.</i></p>		\$6,677,348
07/06/2022	<p>Budget change to swap Measure J funds for Prop A, AA and Measure CC funding between the 40J-J94 Audit account and 40J-J99 District Bond Contingency and 10D-001 District Bond Contingency accounts.</p> <p><i>This budget change is part of a series of transfers to swap Measure J funds for Prop A, AA and Measure CC funds between the 40J-J94 Audit account and 40J-J99 District Bond Contingency and 10D-001 District Bond Contingency accounts. This transfer will result in a net zero increase to the overall Program Management budget. This budget change is necessary in order to ensure that the Central Services budget is aligned with the allocation of activity between bonds per white paper (Central Services Fund Swap Request) dated 6/24/2022.</i></p>	\$645,731	

District Bond Contingency

PROGRAM CONTINGENCY ADD/DRAWDOWN DETAIL (Continued)

Date	Description	Add'd Funds Amt	Drawdown Amt
07/06/2022	<p>Budget change to swap Measure J funds for Prop A, AA and Measure CC funding between the 40J-J94 Audit account and 40J-J99 District Bond Contingency and 10D-001 District Bond Contingency accounts.</p> <p><i>This budget change is part of a series of transfers to swap Measure J funds for Prop A, AA and Measure CC funds between the 40J-J94 Audit account and 40J-J99 District Bond Contingency and 10D-001 District Bond Contingency accounts. This transfer will result in a net zero increase to the overall Program Management budget. This budget change is necessary in order to ensure that the Central Services budget is aligned with the allocation of activity between bonds per white paper (Central Services Fund Swap Request) dated 6/24/2022.</i></p>	\$271,558	
07/26/2022	<p>Budget Change (Swapping of Prop A & AA with Measure J Funds)- Move Measure J Funds from 40J-J99.00-District Bond Contingency (Measure J) Account to 05P-5PR.00-Program Reserve 2017 Release - Pierce Account</p> <p><i>Inter-Project Budget Transfer #CHANGES-0964-J to swap Prop A & AA funds for Measure J funds between the 05P-5PR.00-Program Reserve 2017 Release - Pierce account, 10D-001.00-District Bond Contingency (Prop A & AA) holding account, and 40J-J99.00-District Bond Contingency (Measure J) account per the fully executed White Paper dated 6/14/22. The total Prop A & AA funds to be swapped with Measure J fund is \$1,770,925.01. Please see attached documents for further reference.</i></p>		\$1,770,925
07/29/2022	<p>Budget Change - Move Prop A Funds from 05P-5PR.00-Program Reserve 2017 Release - Pierce Account to 10D-001.00-District Bond Contingency Account</p> <p><i>Inter-Project Budget #CHANGES-0945 to swap Prop A funds for Measure J funds within the 05P-5PR.00-Program Reserve 2017 Release - Pierce account and the 10D-001.00 District Bond Contingency holding account per the fully executed White Paper dated 6/14/22. The total Prop A funds to be swapped is \$1,006,435.39. Please see attached documents for further reference.</i></p>	\$1,006,435	
07/29/2022	<p>Budget Change - Move Prop AA Funds from 05P-5PR.00-Program Reserve 2017 Release - Pierce Account to 10D-001.00-District Bond Contingency Account</p> <p><i>Inter-Project Budget Transfer #CHANGES-0946-AA to swap Prop AA funds for Measure J funds within the 05P-5PR.00-Program Reserve 2017 Release - Pierce account and the 10D-001.00-District Bond Contingency holding account per the fully executed White Paper dated 6/14/22. The total Prop AA funds to be swapped is \$764,489.62. Please see attached documents for further reference.</i></p>	\$764,490	
08/09/2022	<p>Budget change to swap Prop A & AA with Measure J funding between the Program Reserve 2017 Release - Trade account and 10D-001.00 District Bond Contingency and 40J-J99.00 District Bond Contingency (Measure J) accounts.</p> <p><i>This Budget Change is created to swap out Prop A funds in the 07T-7PR Program Reserve 2017 Release - Trade account with 10D-001.00 District Bond Contingency (Prop A) acct per attached approved White Paper dated 6/1/2022. This fund swap in the amount of \$866,900.49 will allow for the close out of the remaining Prop A budget which was recently freed up from the college's OCIP account. In a separate submittal, Budget Change 0943 will also swap Prop AA funds in the 07T-7PR Program Reserve 2017 Release - Trade account with 10D-001.00 District Bond Contingency (Prop AA) account in the amount of \$409,673.48. These two budget transfers will release a total of \$1,276,573.97 funds from the LATC Program Reserve 2017 Release - Trade accts. In turn, Budget Change 0944 will be processed to return to LATTC's 07T-7PR Program Reserve 2017 Release - Trade (Measure J) acct, the amount of \$1,276,573.97 from 40J-J99.00 District Bond Contingency (Measure J) account. This aligns with the District's request to close out Prop A & AA.</i></p>	\$866,900	

District Bond Contingency

PROGRAM CONTINGENCY ADD/DRAWDOWN DETAIL (Continued)

Date	Description	Add'd Funds Amt	Drawdown Amt
08/09/2022	<p>Budget change to swap Prop A & AA with Measure J funding between the Program Reserve 2017 Release - Trade account and 10D-001.00 District Bond Contingency and 40J-J99.00 District Bond Contingency (Measure J accounts).</p> <p><i>This Budget Change is created to swap out Prop AA funds in the 07T-7PR Program Reserve 2017 Release - Trade account with 10D-001.00 District Bond Contingency (Prop AA) acct per attached approved White Paper dated 6/1/2022. This fund swap in the amount of \$409,673.48 will allow for the close out of the remaining Prop AA budget which was recently freed up from the college's OCIP account. In a separate submittal, Budget Change 0942 will also swap Prop A funds in the 07T-7PR Program Reserve 2017 Release - Trade account with 10D-001.00 District Bond Contingency (Prop A) account in the amount of \$866,900.49. These two budget transfers will release a total of \$1,276,573.97 funds from the LATC Program Reserve 2017 Release - Trade accts. In turn, Budget Change 0944 will be processed to return to LATTC's 07T-7PR Program Reserve 2017 Release - Trade (Measure J) acct, the amount of \$1,276,573.97 from 40J-J99.00 District Bond Contingency (Measure J) account. This aligns with the District's request to close out Prop A & AA.</i></p>	\$409,673	
08/10/2022	<p>Budget Change - Swap Prop A funds with Measure J funds between the Program Reserve 2017 Release - West account and 10D-001.00 District Bond Contingency and 40J-J99.00 District Bond Contingency (Measure J account) per approved white paper dated 6/10/2022</p> <p><i>Exchange of Prop A and Measure J funds between the Program Reserve 2017 Release - West (09W-9PR) and 10D-001.00 District Bond Contingency & 40J-J99.00 District Bond Contingency (Measure J account), per the approved white paper dated 6/10/2022. (Prop A portion). This fund swap in the amount of \$623,498.47 will allow for the close out of the remaining Prop A budget which was recently freed up from the college's OCIP account. In a separate submittal, Budget Change 0971-AA will also swap Prop AA funds in the 09W-9PR Program Reserve 2017 Release - West account with 10D-001.00 District Bond Contingency (Prop A) account in the amount of \$246,056.23. These two budget transfers will release a total of \$869,554.70 from the Program Reserve 2017 Release - West accounts. In turn, Budget Change 0972-J will be processed to return to 09W-9PR Program Reserve 2017 Release - West (Measure J) account, the amount of \$869,554.70 from 40J-J99.00 District Bond Contingency (Measure J) account. This aligns with the District's request to close out Prop A & AA.</i></p>	\$623,498	
08/10/2022	<p>Budget Change - Swap Measure J funds with Prop A/AA funds</p> <p><i>Exchange of Measure J and Prop A & AA funds between the Program Reserve 2017 Release - West (09W-9PR) and 10D-001.00 District Bond Contingency & 40J-J99.00 District Bond Contingency (Measure J account), per the approved white paper dated 6/10/2022. (Measure J portion). This fund swap in the amount of \$869,554.70 will allow for the close out of the remaining Prop A & AA budgets which were recently freed up from the college's OCIP account. In a separate submittal, Budget Change 0970-A will also swap Prop A funds in the 09W-9PR Program Reserve 2017 Release - West account with 10D-001.00 District Bond Contingency (Prop A) account in the amount of \$623,498.47, and Budget Change 0971-AA will swap Prop AA funds in the 09W-9PR Program Reserve 2017 Release - West account with 10D-001.00 District Bond Contingency (Prop A) account in the amount of \$246,056.23. These two budget transfers will release a total of \$869,554.70 from the Program Reserve 2017 Release - West accounts. In turn, this budget change (Budget Change 0972-J) will be processed to return to 09W-9PR Program Reserve 2017 Release - West (Measure J) account, the amount of \$869,554.70 from 40J-J99.00 District Bond Contingency (Measure J) account. This aligns with the District's request to close out Prop A & AA.</i></p>		\$869,555

District Bond Contingency

PROGRAM CONTINGENCY ADD/DRAWDOWN DETAIL (Continued)

Date	Description	Add'd Funds Amt	Drawdown Amt
08/10/2022	<p>Budget Change - Swap Prop AA funds with Measure J funds between the Program Reserve 2017 Release - West account and 10D-001.00 District Bond Contingency and 40J-J99.00 District Bond Contingency (Measure J account) per approved white paper dated 6/10/2022</p> <p><i>Exchange of Prop AA and Measure J funds between the Program Reserve 2017 Release - West (09W-9PR) and 10D-001.00 District Bond Contingency & 40J-J99.00 District Bond Contingency (Measure J account), per the approved white paper dated 6/10/2022. (Prop AA portion). This fund swap in the amount of \$246,056.23 will allow for the close out of the remaining Prop AA budget which was recently freed up from the college's OCIP account. In a separate submittal, Budget Change 0970-A will also swap Prop A funds in the 09W-9PR Program Reserve 2017 Release - West account with 10D-001.00 District Bond Contingency (Prop A) account in the amount of \$623,498.47. These two budget transfers will release a total of \$869,554.70 from the Program Reserve 2017 Release - West accounts. In turn, Budget Change 0972-J will be processed to return to 09W-9PR Program Reserve 2017 Release - West (Measure J) account, the amount of \$869,554.70 from 40J-J99.00 District Bond Contingency (Measure J) account. This aligns with the District's request to close out Prop A & AA.</i></p>	\$246,056	
08/10/2022	<p>Budget change to swap Prop A & AA with Measure J funding between the Program Reserve 2017 Release - Trade account and 10D-001.00 District Bond Contingency and 40J-J99.00 District Bond Contingency (Measure J accounts).</p> <p><i>This Budget Change is created to return to LATTC's 07T-7PR Program Reserve 2017 Release - Trade (Measure J) account the amount of \$1,276,573.97 from 40J-J99.00 District Bond Contingency (Measure J). The return of Measure J funds is due to a fund swap of Prop A & AA per attached approved White Paper dated 6/1/2022. In separate submittals, Budget Change 0942 will swap Prop A funds in the amount of \$866,900.49 and Budget Change 0943 will swap Prop AA funds in the amount of \$409,673.48 from the 07T-7PR Program Reserve 2017 Release - Trade account with 10D-001.00 District Bond Contingency (Prop A & AA) accounts. These two budget transfers will release a total of \$1,276,573.97 funds from the LATC Program Reserve 2017 Release - Trade accts. When approved, Prop A & AA funds in the amount of \$1,276,573.97 will be swapped out for Measure J funds. This aligns with the current request from the District to close out Prop A & AA.</i></p>		\$1,276,574
09/12/2022	<p>One sided transfer to swap Prop A funds in the amount of \$1,182,225.34 for Measure J funds as approved under White Paper dated 6/22/2022.</p> <p><i>One sided transfer to swap Prop A funds in the amount of \$1,182,225.34 for Measure J funds as approved under White Paper dated 6/22/2022.</i></p>	\$1,182,225	
09/12/2022	<p>One sided transfer to swap Prop AA funds in the amount of \$781,287.50 for Measure J funds as approved under White Paper dated 6/22/2022.</p> <p><i>One sided transfer to swap Prop AA funds in the amount of \$781,287.50 for Measure J funds as approved under White Paper dated 6/22/2022.</i></p>	\$781,288	
09/12/2022	<p>One sided Measure J transfer in the amount of \$1,963,512.84 to swap with Prop A & AA funds, as approved under White Paper dated 6/22/2022.</p> <p><i>One sided Measure J transfer in the amount of \$1,963,512.84 to swap with Prop A & AA funds, as approved under White Paper dated 6/22/2022.</i></p>		\$1,963,513
09/14/2022	<p>03H-3PR Swap Prop A and AA with Measure J from District Contingency</p> <p><i>Budget swap of Prop A and AA bond funds with Measure J bond funds as per the attached White Paper dated 8/15/22. See attached for further reference.</i></p>	\$813,535	
09/14/2022	<p>03H-3PR Swap Prop A and AA with Measure J from District Contingency</p> <p><i>Budget swap of Prop A and AA bond funds with Measure J bond funds as per the attached White Paper dated 8/15/22. See attached for further reference.</i></p>	\$434,546	
09/14/2022	<p>03H-3PR Swap Prop A and AA with Measure J from District Contingency</p> <p><i>Budget swap of Prop A and AA bond funds with Measure J bond funds as per the attached White Paper dated 8/15/22. See attached for further reference.</i></p>		\$1,248,081
09/16/2022	<p>03H-3PR Swap Prop A and AA with Measure J from District Contingency</p> <p><i>Budget swap of Prop AA was \$.02 short with Measure J bond funds as per the attached White paper Dated 8/15/22. See attached for further reference.</i></p>	\$0	

District Bond Contingency

PROGRAM CONTINGENCY ADD/DRAWDOWN DETAIL (Continued)

Date	Description	Add'd Funds Amt	Drawdown Amt
09/26/2022	Corporate Center - 2nd & 5th Floors Construction <i>This budget change request is for additional Measure J funds for the Corporate Center project 2nd floor expansion, 5th floor additional wall and door for the District Executive area and AV upgrades to the 5th floor Executive Conference Room and Boardroom as per the approved White Paper dated 8/19/2022 attached.</i>		\$444,360
10/19/2022	Budget Change - Transfer Prop A and Prop AA Fund Swap for Measure J Funds LACC <i>On July 2021 District Controller confirmed that Prop A & AA commitment under the Bank of New York had been closed on February of 2021. Per approved white Paper the funds can be released & transferred to the 01C-1PR Release - City account. This request is to swap the released Prop A & AA with Measure J funds per approved White Paper August 8, 2022 attached.</i>	\$967,177	
10/19/2022	Budget Change - Transfer Prop A and Prop AA Fund Swap for Measure J Funds LACC <i>On July 2021 District Controller confirmed that Prop A & AA commitment under the Bank of New York had been closed on February of 2021. Per approved whitepaper this transfer is to closeout the City - OCIP account and the transfer of the funds to the College PR1-17 Release. Per approved White Paper August 8, 2022.</i>	\$547,642	
10/19/2022	Budget Change - Transfer Prop A and Prop AA Fund Swap for Measure J Funds <i>On July 2021 District Controller confirmed that Prop A & AA commitment under the Bank of New York had been closed on February of 2021. Per approved white Paper the funds were released & transferred to the 01C-1PR Release - City account. This request is to swap the released Prop A & AA with Measure J from 40J-J99.00 District Contingency - Owner's Contingency fund per approved White Paper August 8, 2022 attached.</i>		\$1,514,819
11/15/2022	Prop A Unallocated Interest Earned from July 1, 2021 thru June 30, 2022 <i>Budget increase to record Prop A unallocated interest earned from July 1, 2021 thru June 30, 2022 per Bond Financial reconciliation with the District.</i>	\$166,715	
11/15/2022	Prop AA Unallocated Interest Earned from July 1, 2021 thru June 30, 2022 <i>Budget increase to record Prop AA unallocated interest earned from July 1, 2021 thru June 30, 2022 per Bond Financial reconciliation with the District.</i>	\$121,466	
11/15/2022	Measure CC Unallocated Interest Earned from July 1, 2021 thru June 30, 2022 <i>Budget increase to record Measure CC unallocated interest earned from July 1, 2021 thru June 30, 2022 per Bond Financial reconciliation with the District.</i>	\$227,781	
11/15/2022	Measure J Unallocated Interest Earned from July 1, 2021 thru June 30, 2022 <i>Budget increase to record Measure J unallocated interest earned from July 1, 2021 thru June 30, 2022 per Bond Financial reconciliation with the District.</i>	\$650,262	
02/22/2023	Budget Change (Swapping of Measure CC with Measure J Funds)- Move Measure J Funds from 05P-5PR.00-Program Reserve 2017 Release - Pierce Account to 40J-J99.00-District Bond Contingency (Measure J) Account <i>Inter-Project Budget Transfer #CHANGES-1041-J to swap Measure CC funds for Measure J funds between the 05P-5PR.00-Program Reserve 2017 Release - Pierce account, 40J-J99.00-District Bond Contingency (Measure J) account, and 50A-A01-Measure CC Bond account per the fully executed White Paper dated 2/10/23. The total Measure CC funds to be swapped with Measure J fund is \$641,869.05. Please see attached documents for further reference.</i>	\$641,869	
03/27/2023	40J-J92.00 Corporate Center – (2nd & 4th floor Construction), per fully executed White Paper dated 2/23/2023) <i>Additional Measure J funds in the amount of \$221,828 to the Corporate Center project, per fully executed White Paper dated 2/23/2023</i>		\$221,828

District Bond Contingency

PROGRAM CONTINGENCY ADD/DRAWDOWN DETAIL (Continued)

Date	Description	Add'd Funds Amt	Drawdown Amt
04/05/2023	<p>Reallocation - Move \$1,811.67 of Prop A Funds under 08V-8PR to 10D-001 (District Bond Contingency)</p> <p><i>This request will transfer \$1,811.67 of Prop A funds from the Program Reserve 2017 Release – Valley (08V-8PR) to the District Bond Contingency (10D-001). Per the attached email, District has requested that a reclassification of commitments takes place to move \$5,702.31 of Prop A/AA funds to Measure CC within the Gym Complex Phase 2 (08V-825.01) project. In order to make this change, previous budget transfers (budget changes #1050 & #1051) took place first to return Prop A/AA dollars to the Program Reserve. Now that the dollars have been returned to the Program Reserve (08V-8PR), a swap of funds will be initiated in which the Prop A/AA dollars will be returned to the District Bond Contingency (10D-001) in exchange for Measure CC funds. These Measure CC funds will then be allocated to the Gym Complex Phase 2 (08V-825.01) project via a separate request. This proposed budget transfer is solely moving \$1,811.67 of Prop A funds under the project contingency cost line to the District Bond Contingency (10D-001).</i></p>	\$1,812	
04/05/2023	<p>Reallocation - Move \$3,890.64 of Prop AA Funds under 08V-8PR to 10D-001 (District Bond Contingency)</p> <p><i>This request will transfer \$3,890.64 of Prop AA funds from the Program Reserve 2017 Release – Valley (08V-8PR) to the District Bond Contingency (10D-001). Per the attached email, District has requested that a reclassification of commitments takes place to move \$5,702.31 of Prop A/AA funds to Measure CC within the Gym Complex Phase 2 (08V-825.01) project. In order to make this change, previous budget transfers (budget changes #1050 & #1051) took place first to return Prop A/AA dollars to the Program Reserve. Now that the dollars have been returned to the Program Reserve (08V-8PR), a swap of funds will be initiated in which the Prop A/AA dollars will be returned to the District Bond Contingency (10D-001) in exchange for Measure CC funds. These Measure CC funds will then be allocated to the Gym Complex Phase 2 (08V-825.01) project via a separate request. This proposed budget transfer is solely moving \$3,890.64 of Prop AA funds under the project contingency cost line to the District Bond Contingency (10D-001).</i></p>	\$3,891	
04/17/2023	<p>Reallocation - Swap \$353.34 of Measure CC Funds for Prop A funds to cover negative under task order #1528-12V2 (Prop A Portion)</p> <p><i>Reallocation - Swap \$353.34 of Measure CC Funds for Prop A funds to cover negative under task order #1528-12V2 (Prop A Portion)</i></p>		\$353
07/03/2023	<p>40J-J94 Audit - Additional Measure J Project Budget Request per fully executed White Paper dated 05/30/2023 attached.</p> <p><i>40J-J94 Audit - Additional Measure J Project Budget Request per fully executed White Paper dated 05/30/2023 attached.</i></p>		\$1,066,537
07/17/2023	<p>40J-J86 Legal - Additional Measure J Project Budget Request per fully executed White Paper dated 06/01/2023 attached.</p> <p><i>40J-J86 Legal - Additional Measure J Project Budget Request per fully executed White Paper dated 06/01/2023 attached.</i></p>		\$1,872,965
07/21/2023	<p>40J-J92.00 Corporate Center – (1st thru 5th Floor Construction), per fully executed White Paper dated 7/07/2023</p> <p><i>Additional Measure J funds in the amount of \$893,000 to the Corporate Center project, per fully executed White Paper dated 7/07/2023</i></p>		\$893,000
08/30/2023	<p>Prop A Unallocated Interest Earned from July 1, 2022 thru June 30, 2023</p> <p><i>Budget increase to record Prop A unallocated interest earned from July 1, 2022 thru June 30, 2023 per Bond Financial reconciliation with the District.</i></p>	\$704,197	
08/30/2023	<p>Prop AA Unallocated Interest Eraned from July 1 2022 thru June 30, 2023</p> <p><i>Budget increase to record Prop AA unallocated interest earned from July 1, 2022 thru June 30, 2023 per Bond Financial reconciliation with the District.</i></p>	\$476,378	
08/30/2023	<p>Measure CC Unallocated Interest Earned from 07-01-2022 through 06-30-2023</p> <p><i>Budget increase to record Measure CC unallocated interest earned from 07-01-2022 thru June 30, 2023 per Bond Financial reconciliation with the District.</i></p>	\$7,706,955	

District Bond Contingency

PROGRAM CONTINGENCY ADD/DRAWDOWN DETAIL (Continued)

Date	Description	Add'd Funds Amt	Drawdown Amt
08/30/2023	Measure J Unallocated Interest Earned from July 1, 2022 thru June 30, 2023 <i>Budget increase to record Measure J unallocated interest earned from July 1, 2022 thru June 30, 2023 per Bond Financial reconciliation with the District.</i>	\$5,391,923	
10/12/2023	Budget Change to Swap District Bond Prop AA and Prop AA State funds per attached White paper dated 8/14/2023. See attached for further reference. <i>Budget Change to Swap District Bond Prop AA and Prop AA State funds per attached White paper dated 8/14/2023. See Budget Changes-1225-AA for the one-sided State budget decrease as part of this budget swap for further reference.</i>		\$782,462
10/12/2023	Budget Change to Swap District Bond Prop AA and Prop AA State funds per attached White paper dated 8/14/2023. See attached for further reference. <i>Budget Change to Swap District Bond Prop AA and Prop AA State funds per attached White paper dated 8/14/2023. See Budget Changes-1225-AA for the one-sided State budget decrease as part of this budget swap for further reference.</i>		\$0
10/12/2023	Budget Change to Swap District Bond Measure J and Measure J State funds per attached White paper dated 8/14/2023. See attached for further reference. <i>Budget Change to Swap District Bond Measure J and Measure J State funds per attached White paper dated 8/14/2023. See Budget Changes-1226-J for the one-sided State budget increase as part of this budget swap for further reference.</i>	\$0	
10/12/2023	Budget Change to Swap District Bond Measure J and Measure J State funds per attached White paper dated 8/14/2023. See attached for further reference. <i>Budget Change to Swap District Bond Measure J and Measure J State funds per attached White paper dated 8/14/2023. See Budget Changes-1226-J for the one-sided State budget increase as part of this budget swap for further reference.</i>	\$782,462	
06/04/2024	Budget Change (Swapping of Measure CC with Measure J Funds)- Move Measure J Funds from 05P-5PR.00-Program Reserve 2017 Release - Pierce Account to 40J-J99.00-District Bond Contingency (Measure J) Account <i>Inter-Project Budget Transfer #CHANGES-1381-J to swap Measure CC funds for Measure J funds between the 05P-5PR.00-Program Reserve 2017 Release - Pierce account, 40J-J99.00-District Bond Contingency (Measure J) account, and 50A-A01-Measure CC Bond account per the fully executed White Paper dated 4/30/2024. The total Measure CC funds to be swapped with Measure J fund is \$1,750,000.00. Please see attached documents for further reference.</i>	\$1,750,000	
08/15/2024	Prop A Unallocated Interest Earned from July 1, 2023 thru June 30, 2024 <i>Budget increase to record Prop A unallocated interest earned from July 1, 2023 thru June 30, 2024 per Bond Financial reconciliation with the District.</i>	\$876,742	
08/15/2024	Prop AA Unallocated Interest Eraned from July 1, 2023 thru June 30, 2024 <i>Budget increase to record Prop AA unallocated interest earned from July 1, 2023 thru June 30, 2024 per Bond Financial reconciliation with the District.</i>	\$650,334	
08/15/2024	Measure CC Unallocated Interest Earned from 07-01-2023 through 06-30-2024 <i>Budget increase to record Measure CC unallocated interest earned from July 01, 2023 thru June 30, 2024 per Bond Financial reconciliation with the District.</i>	\$16,472,606	
08/15/2024	Measure J Unallocated Interest Earned from July 1, 2023 thru June 30, 2024 <i>Budget increase to record Measure J unallocated interest earned from July 1, 2023 thru June 30, 2024 per Bond Financial reconciliation with the District.</i>	\$10,680,940	
09/30/2024	07T-7PR.00 - Inter-Project Budget Transfer to swap Measure J funds for Measure CC funds <i>07T-7PR.00 - Inter-Project Budget Transfer (Change -1436) to swap Measure J funds for Measure CC funds between the 07T-7PR.00 Program Reserve 2017 Release - Trade account, 40J-J99.00 District Bond Contingency (Measure J) account, and 40J-J99.00 District Bond Contingency (Measure CC) account per the fully executed White Paper dated 8/22/24. The total Measure J funds to be swapped with Measure CC is \$2,180,626.00. Please see attached documents for further reference. This is concurrently being processed with budget Changes-1435-J as part of this fund swap.</i>		\$2,180,626

District Bond Contingency

PROGRAM CONTINGENCY ADD/DRAWDOWN DETAIL (Continued)

Date	Description	Add'd Funds Amt	Drawdown Amt
09/30/2024	<p>07T-7PR.00 - Inter-Project Budget Transfer to swap Measure CC funds for Measure J funds</p> <p><i>07T-7PR.00 - Inter-Project Budget Transfer (Change -1435) to swap Measure CC funds for Measure J funds between the 07T-7PR.00 Program Reserve 2017 Release - Trade account, 40J-J99.00 District Bond Contingency (Measure J) account, and 40J-J99.00 District Bond Contingency (Measure CC) account per the fully executed White Paper dated 8/22/24. The total Measure CC funds to be swapped with Measure J is \$2,180,626.00. Please see attached documents for further reference. This is being processed concurrently with Budget Changes-1436-CC as part of this fund swap.</i></p>	\$2,180,626	
10/17/2024	<p>05P-515 Budget Change - FTR Final Settlement per approved White Paper 8/1/2024</p> <p><i>05P-515 Budget Change - FTR Final Settlement per approved White Paper 8/1/2024. Funding will be from Prop A in the amount of \$2,442.78 and Measure J in the amount of \$9,497,557.22. The total request is \$9,500,000.00. Budget Change-1445-J, 1447-J, 1448-J & 1449-J are being processed concurrently with this transaction under the Measure J funding source to fund 04M-406, 05P-537, 09W-950, 09W-951.</i></p>		\$2,443
10/17/2024	<p>09W-950 Watson Center Budget Change - FTR Final Settlement per approved White Paper 8/1/2024</p> <p><i>09W-950 Watson Center Budget Change - FTR Final Settlement per approved White Paper 8/1/2024. Funding will be from Measure J in the amount of \$2,318,076.11 for the 09W-950 Watson Center. Remaining Measure J funding in the amount of \$7,179,481.11 for 04M-406, 05P-537, 09W-951 and Prop A funding is \$2,442.78 for 05P-515. The total request is \$9,500,000.00. Budget Changes-1445-J, 1447-J, 1449-J are being processed concurrently with this transaction under Measure J funding source. Additionally, budget Change-1446- Prop A is being processed concurrently with this transaction under the Prop A funding source.</i></p>		\$2,318,076
10/17/2024	<p>09W-951 Technology Learning Center Budget Change - FTR Final Settlement per approved White Paper 8/1/2024</p> <p><i>09W-951 Technology Learning Center Budget Change - FTR Final Settlement per approved White Paper 8/1/2024. Funding will be from Measure J in the amount of \$3,957,160.40 for the 09W-951 Technology Learning Center. Remaining Measure J funding in the amount of \$5,540,396.82 for 04M-406, 05P-537, 09W-950 and Prop A funding is \$2,442.78 for 05P-515. The total request is \$9,500,000.00. Budget Changes-1445-J, 1447-J, 1448-J are being processed concurrently with this transaction under Measure J funding source. Additionally, budget Change-1446- Prop A is being processed concurrently with this transaction under the Prop A funding source.</i></p>		\$3,957,160
10/17/2024	<p>04M-406 Student Services Center/Admin Building Budget Change - FTR Final Settlement per approved White Paper 8/1/2024</p> <p><i>04M-406 Student Services Center/Admin Building Budget Change - FTR Final Settlement per approved White Paper 8/1/2024. Funding will be from Measure J in the amount of \$2,442,070.60 for the Student Services Center/Admin Building. Remaining Measure J funding in the amount of \$7,055,486.62 for 05P-537, 09W-950, 09W-951 and Prop A funding is \$2,442.78 for 05P-515. The total request is \$9,500,000.00. Budget Changes-1447-J, 1448-J, 1449-J are being processed concurrently with this transaction under Measure J funding source to fund 05P-537, 09W-950 and 09W-951. Additionally, budget Change-1446- Prop A is being processed concurrently with this transaction under the Prop A funding source to fund 05P-515.</i></p>		\$2,442,071
10/31/2024	<p>05P-537 Stadium ADA Improvements Budget Change - FTR Final Settlement per approved White Paper 8/1/2024</p> <p><i>05P-537 Stadium ADA Improvements Budget Change - FTR Final Settlement per approved White Paper 8/1/2024. Funding will be from Measure J in the amount of \$780,250.11 for the 05P-537 Stadium ADA Improvements. Remaining Measure J funding in the amount of \$8,717,327.11 for 04M-406, 09W-950, 09W-951 and Prop A funding is \$2,442.78 for 05P-515. The total request is \$9,500,000.00. Budget Changes-1445-J, 1448-J, 1449-J are being processed concurrently with this transaction under Measure J funding source. Additionally, budget Change-1446- Prop A is being processed concurrently with this transaction under the Prop A funding source.</i></p>		\$780,250

District Bond Contingency

PROGRAM CONTINGENCY ADD/DRAWDOWN DETAIL (Continued)

Date	Description	Add'd Funds Amt	Drawdown Amt
11/25/2024	<p>40J-J99.00 District Bond Contingency - Correction to historical budget changes GL code</p> <p><i>This budget change is needed to correct the GL code from Contingency-Interest to Project Contingency. The previously approved budget reductions were taken from Project Contingency which caused a negative variance. This will reverse historical budget changes from the cost account identified above to Contingency-Interest where the budget was established. This will resolve the negative variance and is a net zero (\$0) affect to the project budget.</i></p>	\$11,546,697	
11/25/2024	<p>40J-J99 District Bond Contingency - Correction to Budget Change-1448-J GL code</p> <p><i>40J-J99 District Bond Contingency - this Budget Change-1448.01-J is to correct previously approved Budget Change-1448-J (attached hereto). The approved budget reduction was taken from Construction (New) in the amount of -\$2,318,076.11 which caused a negative variance. This will reverse the reduction from the cost account identified above to Contingency-Interest where the budget was established. This will resolve the negative variance and is a net zero (\$0) affect to the project budget.</i></p>	\$2,318,076	
11/25/2024	<p>40J-J99 District Bond Contingency - Correction to Budget Change-1449-J GL code</p> <p><i>40J-J99 District Bond Contingency - this Budget Change-1449.01-J is to correct previously approved Budget Change-1449-J (attached hereto). The approved budget reduction was taken from Construction (New) in the amount of -\$3,957,160.40 which caused a negative variance. This will reverse the reduction from the cost account identified above to Contingency-Interest where the budget was established. This will resolve the negative variance and is a net zero (\$0) affect to the project budget.</i></p>	\$3,957,160	
11/25/2024	<p>40J-J99 District Bond Contingency - Correction to Budget Change-1449-J GL code</p> <p><i>40J-J99 District Bond Contingency - this Budget Change-1449.01-J is to correct previously approved Budget Change-1449-J (attached hereto). The approved budget reduction was taken from Construction (New) in the amount of -\$3,957,160.40 which caused a negative variance. This will reverse the reduction from the cost account identified above to Contingency-Interest where the budget was established. This will resolve the negative variance and is a net zero (\$0) affect to the project budget.</i></p>		\$3,957,160
11/25/2024	<p>40J-J99 District Bond Contingency - Correction to Budget Change-1448-J GL code</p> <p><i>40J-J99 District Bond Contingency - this Budget Change-1448.01-J is to correct previously approved Budget Change-1448-J (attached hereto). The approved budget reduction was taken from Construction (New) in the amount of -\$2,318,076.11 which caused a negative variance. This will reverse the reduction from the cost account identified above to Contingency-Interest where the budget was established. This will resolve the negative variance and is a net zero (\$0) affect to the project budget.</i></p>		\$2,318,076
11/25/2024	<p>40J-J99.00 District Bond Contingency - Correction to historical budget changes GL code</p> <p><i>This budget change is needed to correct the GL code from Contingency-Interest to Project Contingency. The previously approved budget reductions were taken from Project Contingency which caused a negative variance. This will reverse historical budget changes from the cost account identified above to Contingency-Interest where the budget was established. This will resolve the negative variance and is a net zero (\$0) affect to the project budget.</i></p>		\$11,546,697

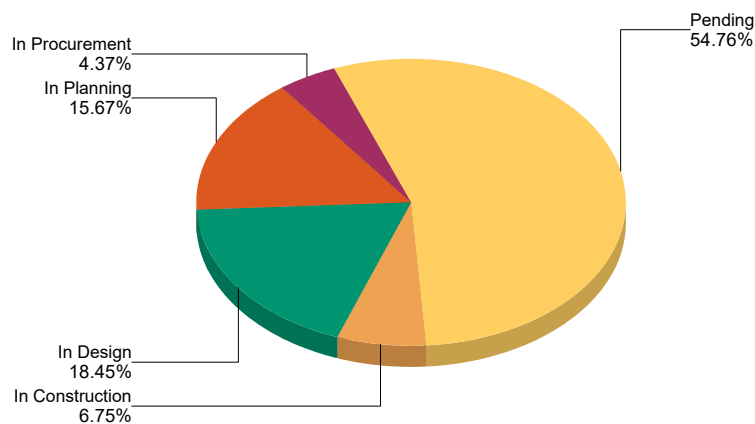
Sub-Project Status

COLLEGE SUB-PROJECT STATUS

To facilitate account management, college projects are divided into sub-projects. Each of BuildLACCD Program's sub-projects requires its own budget and schedule delivery milestones.

College	Pending	Active				Completed	Total
		In Planning	In Design	In Procurement	In Const.		
Los Angeles City College	1	0	6	2	3	62	74
East Los Angeles College	0	2	10	1	1	98	112
Los Angeles Harbor College	1	0	5	1	1	76	84
Los Angeles Mission College	0	1	2	0	1	80	84
Pierce College	2	12	1	1	3	100	119
Los Angeles Southwest College	1	3	4	0	4	77	89
Los Angeles Trade-Tech College	12	7	7	0	6	77	109
Los Angeles Valley College	5	12	1	0	3	64	85
West Los Angeles College	0	0	10	3	1	57	71
Satellites	4	0	0	1	1	12	18
Districtwide Initiatives	250	42	47	13	10	118	480
Total Sub-Projects	276	79	93	22	34	821	1,325

Active and Pending Sub-Projects



Los Angeles City College College Building Program Overview

Sited on the original UCLA campus – the 49-acre Los Angeles City College (LACC) is one of California's oldest community colleges. Established in 1929, today LACC offers more than 100 vocational and professional programs, including degrees in Cinema Production, Kinesiology, and Registered Nursing. In addition, LACC is a top-tier learning center for Science, Technology, Engineering, Art + Design and Math – STEAM.

LACC's focus is evident in the construction of the Science and Technology Building, completed in 2009. This building houses the college's state-of-the-art science laboratories, smart lecture halls and classrooms. The modernization of the Music Hall Building reconfigured the building layout – maximizing the use of existing spaces for the Music Department and includes a new music Recital Hall, music practice & coaching rooms, classrooms, computer labs, lecture hall, band & orchestra room, offices and a library.



The award-winning LEED Gold™ Student Union is the hub for student activity and the Martin Luther King, Jr. Library, the largest library in the area, is referred to as an "Urban Oasis of Learning". Combined, the services offered are critically important to student success and experience.

Other bond funded projects include Holmes Hall Renovation, Kinesiology-North Building, Child Development Center, the Physical Plant Maintenance and Operations Facility, and the Student Services Center – all LEED Certified.

The Student Union Cafeteria Buildout project will complete the vision for a full-service campus with the addition of cafeterias services and a dining area in the heart of campus. The Central Quad Improvements project will re-imagine the landscape, hardscape, gathering spaces, lighting as well as improving the campus stormwater capture system and upgrading the southern portion of the campus hydronics network. This project will also provide enhanced Wi-Fi capabilities as well as enhanced security with the provision of "bluephones" and cameras throughout the Quad.

Construction of the new 41,000 square foot Theater Arts Replacement Project is to start by the end of 2024.

The project siting will further consolidate the performing and visual arts programs on campus with Da Vinci Hall (visual arts) and Herb Alpert Music Center (music) immediately adjacent. The new 70,000 square foot Cesar Chavez Administration & Workforce Building and West Gateway Project will provide a modern home to college administrative functions, additional teaching spaces and new multi-purpose spaces for the Campus. Currently in design, the campus Site-wide Fencing will provide perimeter fencing and controlled access to the campus. The TAI Campus Wayfinding and Walkways project, currently in design, will provide unified building signage, new Campus maps, and improve disabled access to various buildings on campus.

Looking to the future, planning continues to update or replace the underground infrastructure on the almost 100 year-old campus.

COLLEGE PROGRESS SUMMARY (December 2024)

Los Angeles City College

College Building Program Overview

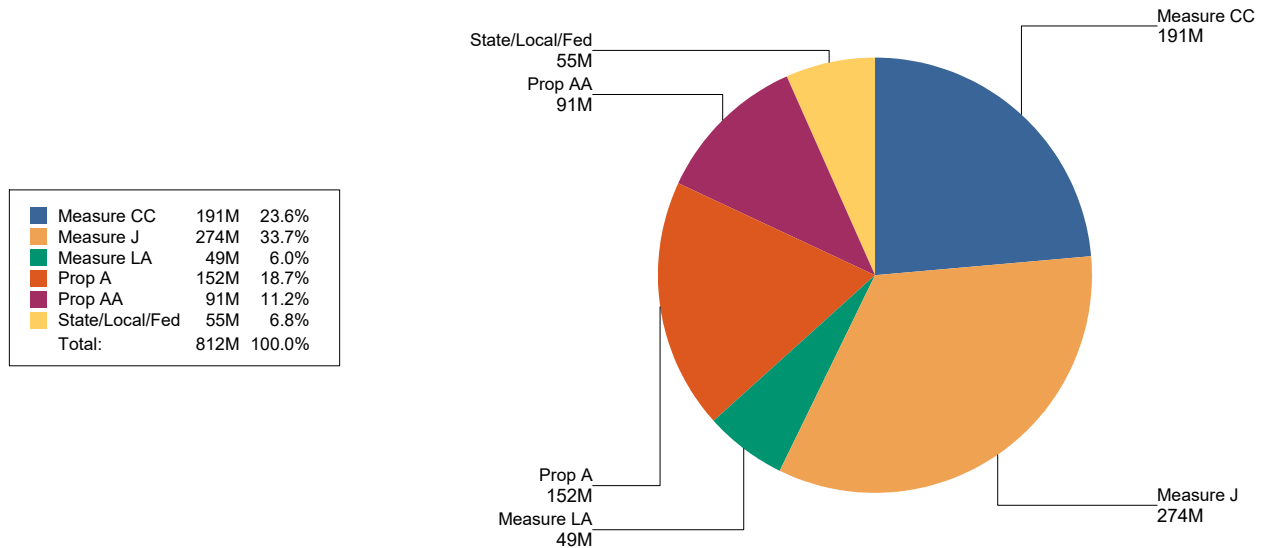
Sub Project Number	Sub Project Title	Sub Project Status	Const. % Complete	Academic Occupancy Date	Progress Summary
01C-114.00	Cesar Chavez Admin & Workforce Replacement Bldg	In Design	0.00%	06/07/2027	Increment #1 approved on 9/6. Increment #2 in-person back check session took place on 11/21/24, received comments, and resubmission to DSA occurred 12/19/24.
01C-123.00	Theater Arts Replacement Building	In Design	0.00%	02/07/2028	DSA approved on 11/1/23. DSA Addendum #1 approved 4/12/24. State Approval to Bid package approved 11/1/24. GC Procurement in progress.
01C-145.02	Student Union Cafeteria Buildout	In Construction	27.00%	08/25/2025	Construction underway. Back of house metal stud framing, MEP overhead rough-in ongoing.
01C-172.00	Emergency Lighting, Fire Alarm, and Security Systems	In Design	0.00%	12/13/2026	AOR is working on the next milestone deliverable. 50% Construction Drawings projected to start by Mid-Jan 2025.

Los Angeles City College

College Funding and Overall Budget

LACC's total funding of \$812M, inclusive of Prop A/AA, Measure J/CC/LA and State and Federal grants has funded a variety of new construction and scheduled maintenance projects.

PROGRAM FUNDING



COLLEGE BUDGET

Cost Type "Bucket"	[a] Current Budget	[b] Contracted	[c] Expended	[d] Estimate at Completion	[e]=[a]-[d] Budget Variance
Asset, Move, Legal/Audit & Specialty	\$10,090,332	\$9,399,828	\$9,234,459	\$10,090,332	\$0
Programming & Design	\$68,477,025	\$65,300,217	\$61,492,195	\$68,856,453	\$(379,428)
Construction	\$626,796,941	\$503,877,635	\$414,946,680	\$626,417,513	\$379,428
Owner's Reserve	\$0	\$0	\$0	\$0	\$0
Land Acquisition	\$4,560	\$4,560	\$4,560	\$4,560	\$0
Program & Project Management	\$71,972,269	\$68,502,570	\$66,629,271	\$71,972,269	\$0
Furniture, Fixtures & Equipment	\$34,803,537	\$16,367,360	\$16,350,254	\$34,803,537	\$0
Total Budget	\$812,144,665	\$663,452,170	\$568,657,419	\$812,144,665	\$0

Los Angeles City College

Sub-Project List

SUB-PROJECTS						
Sub-Project ID	Project/Building Name	Status	[a] Current Budget	[b] Estimate at Completion	[c]=[a]-[b] Budget Variance	Academic Occupancy Date
01C-106.01	Cesar Chavez - Admin Building Demolition Project	In Design	\$4,410,626	\$4,410,626	\$0	11/30/2027
01C-114.00	Cesar Chavez Admin & Workforce Replacement Bldg	In Design	\$96,220,312	\$96,220,312	\$0	06/07/2027
01C-123.00	Theater Arts Replacement Building	In Design	\$111,992,079	\$111,992,079	\$0	02/07/2028
01C-132.02	Demolition of Old Cafeteria	In Procurement	\$3,491,316	\$3,491,316	\$0	07/22/2025
01C-133.02	Demolition of Old Theater	In Design	\$5,739,194	\$5,739,194	\$0	10/06/2028
01C-145.02	Student Union Cafeteria Buildout	In Construction	\$11,563,286	\$11,563,286	\$0	08/25/2025
01C-150.04	Chemistry Building - Swing Space	In Construction	\$1,558,291	\$1,558,291	\$0	01/05/2026
01C-151.03	Life Sciences Building - Swing Space	In Procurement	\$184,421	\$184,421	\$0	01/05/2026
01C-153.00	Central Quad Improvements	In Construction	\$12,747,971	\$12,747,971	\$0	11/17/2025
01C-172.00	Emergency Lighting, Fire Alarm, and Security Systems	In Design	\$5,487,508	\$5,487,508	\$0	12/13/2026
01C-173.11	RWGPL - West Gateway Plaza & Site Improvements	In Design	\$7,120,139	\$7,120,139	\$0	06/29/2028
Total Active Subprojects			\$260,515,144	\$260,515,144	\$0	
01C-148.00	South Gym Modernization	Deferred	\$1,194,281	\$1,194,281	\$0	
Total Pending Subprojects			\$1,194,281	\$1,194,281	\$0	
Cancelled*			\$5,128,868	\$5,128,868	\$0	
Completed*			\$456,185,762	\$456,185,762	\$0	
Land Aquisition			\$25,444,695	\$25,444,695	\$0	
Master Plan			\$1,756,787	\$1,756,787	\$0	
Procurement			\$2,194	\$2,194	\$0	
Support Services			\$61,916,935	\$61,916,935	\$0	
All Remaining Subprojects			\$550,435,239	\$550,435,239	\$0	
Total Los Angeles City College Subprojects			\$812,144,665	\$812,144,665	\$0	

*Completed and Cancelled Sub-Projects are Reference Exhibit B.

Los Angeles City College

Sub-Project/Building Level Detail

01C-106.01 - Cesar Chavez - Admin Building Demolition Project

SUB-PROJECT PROFILE

OVERALL STATUS: In Design

DESCRIPTION: Complete design and Cesar Chavez Building and the demolition of the existing Cesar Chavez Administration Building. The existing three (3) story building with basement encompasses 85,538 GSF. The New Cesar Chavez Building is envisioned as a three (3) story Administration and Classroom Building with approximately 70,000 GSF (subject to space utilization study) and housing Campus Administration.

DESIGN START

09/21/2023

NTP CONSTRUCTION

06/02/2027

SUBSTANTIAL COMPLETION

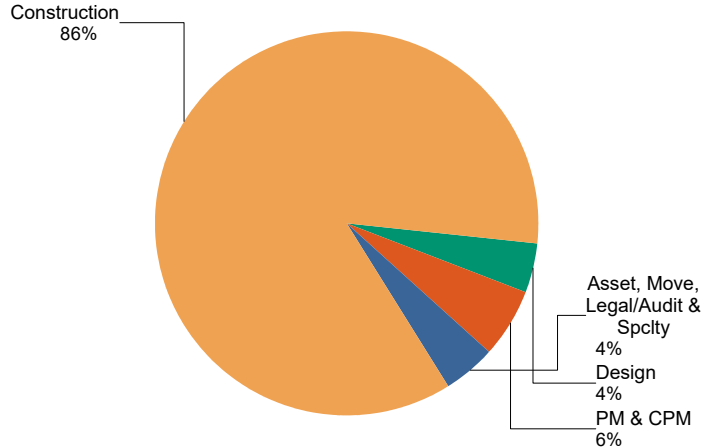
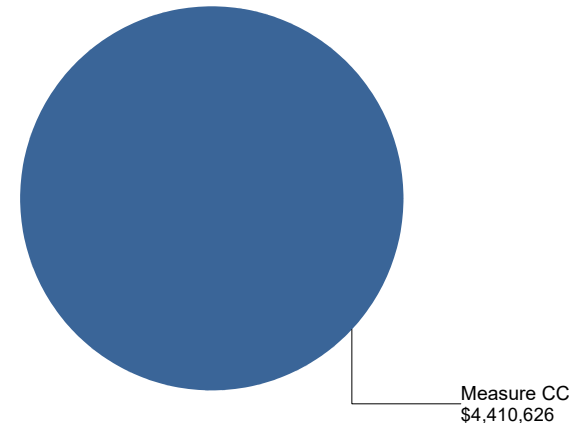
11/30/2027

ACADEMIC OCCUPANCY

11/30/2027

SUB-PROJECT COST BREAKDOWN

Cost Type "Bucket"	[a] Current Budget	[b] Contracted	[c] Expended	[d] Estimate at Completion	[e]=[a]-[d] Budget Variance
Asset, Move, Legal/Audit & Specialty	\$192,203	\$0	\$0	\$192,203	\$0
Construction	\$3,782,025	\$3,193,546	\$0	\$3,782,025	\$0
Program & Project Management	\$262,562	\$215,400	\$87,645	\$262,562	\$0
Programming & Design	\$173,836	\$63,020	\$966	\$173,836	\$0
Total Budget	\$4,410,626	\$3,471,966	\$88,611	\$4,410,626	\$0

Current Budget By Cost Type

Funding Source(s)


Los Angeles City College

Sub-Project/Building Level Detail

01C-114.00 - Cesar Chavez Admin & Workforce Replacement Bldg

SUB-PROJECT PROFILE

OVERALL STATUS: In Design

DESCRIPTION: To complete design and construction of the replacement of the existing Cesar Chavez Administration Building. The Cesar Chavez-Admin & Workforce Replacement Building is envisioned as a three (3) story administration and classroom building with approximately 70K GSF (subject to space utilization study) and housing Campus Administration, Instructional Space and Services, Primary Campus Data Center and Campus Security.

DESIGN START

09/08/2022

NTP CONSTRUCTION

03/03/2025

SUBSTANTIAL COMPLETION

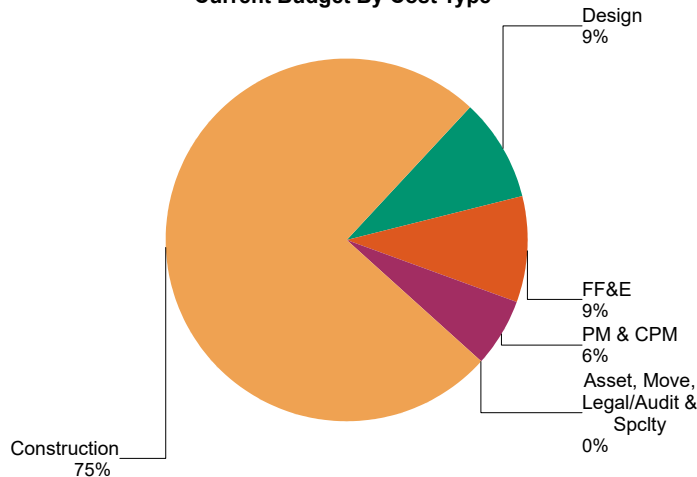
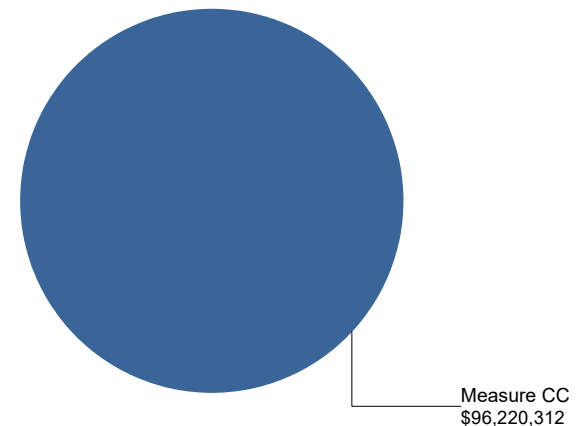
03/02/2027

ACADEMIC OCCUPANCY

06/07/2027

SUB-PROJECT COST BREAKDOWN

Cost Type "Bucket"	[a] Current Budget	[b] Contracted	[c] Expended	[d] Estimate at Completion	[e]=[a]-[d] Budget Variance
Asset, Move, Legal/Audit & Specialty	\$60,827	\$60,827	\$29,177	\$60,827	\$0
Construction	\$72,359,338	\$64,613,272	\$35,810	\$71,979,910	\$379,428
Furniture, Fixtures & Equipment	\$9,076,132	\$0	\$0	\$9,076,132	\$0
Program & Project Management	\$5,771,220	\$5,104,441	\$4,372,718	\$5,771,220	\$0
Programming & Design	\$8,952,796	\$6,742,005	\$5,662,112	\$9,332,224	\$(379,428)
Total Budget	\$96,220,312	\$76,520,545	\$10,099,817	\$96,220,312	\$0

Current Budget By Cost Type

Funding Source(s)


Los Angeles City College

Sub-Project/Building Level Detail

01C-123.00 - Theater Arts Replacement Building

SUB-PROJECT PROFILE

OVERALL STATUS: In Design

DESCRIPTION: The proposed project will provide dedicated performance rehearsal space for the Arts Program whilst also reconfiguring instructional spaces to provide adequate course section sizes that meet current and future demand. The new Theater Arts building will provide modern instructional environment that will prepare students for four-year institutions and current job practices. Furthermore, the proposed project will encourage a collaborative environment by location functionally similar spaces adjacent to each other.

DESIGN START

10/24/2019

NTP CONSTRUCTION

10/07/2025

SUBSTANTIAL COMPLETION

01/05/2028

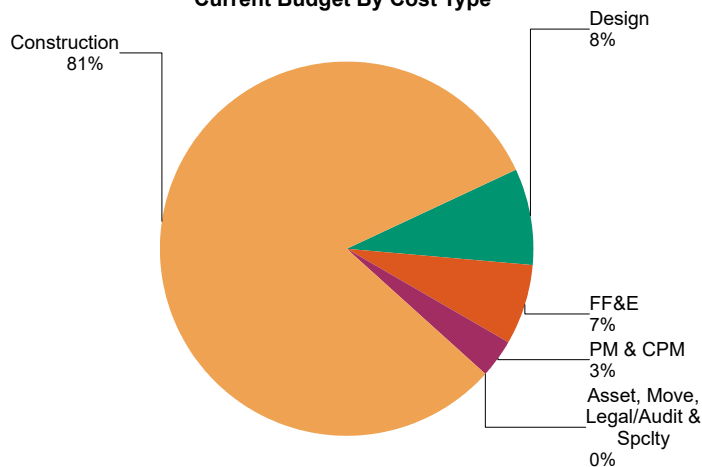
ACADEMIC OCCUPANCY

02/07/2028

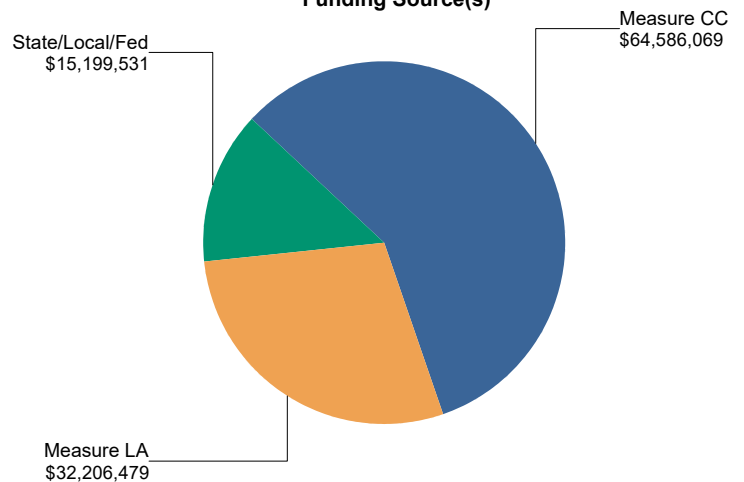
SUB-PROJECT COST BREAKDOWN

Cost Type "Bucket"	[a] Current Budget	[b] Contracted	[c] Expended	[d] Estimate at Completion	[e]=[a]-[d] Budget Variance
Asset, Move, Legal/Audit & Specialty	\$23,188	\$23,188	\$23,188	\$23,188	\$0
Construction	\$91,042,367	\$236,885	\$85,558	\$91,042,367	\$0
Furniture, Fixtures & Equipment	\$7,722,376	\$0	\$0	\$7,722,376	\$0
Program & Project Management	\$3,788,770	\$2,416,973	\$1,762,914	\$3,788,770	\$0
Programming & Design	\$9,415,379	\$9,289,402	\$7,911,538	\$9,415,379	\$0
Total Budget	\$111,992,079	\$11,966,446	\$9,783,197	\$111,992,079	\$0

Current Budget By Cost Type



Funding Source(s)



Los Angeles City College

Sub-Project/Building Level Detail

01C-132.02 - Demolition of Old Cafeteria

SUB-PROJECT PROFILE

OVERALL STATUS: In Procurement

DESCRIPTION: The proposed project will demolish existing Old Cafeteria building in order to construct a new Theater Arts building. The new Theater Arts building will provide a modern instructional environment that will prepare students for four-year institutions and current job practices. Furthermore, the proposed project will encourage a collaborative environment by locating functionally similar spaces adjacent to each other.

DESIGN START

10/24/2019

NTP CONSTRUCTION

03/25/2025

SUBSTANTIAL COMPLETION

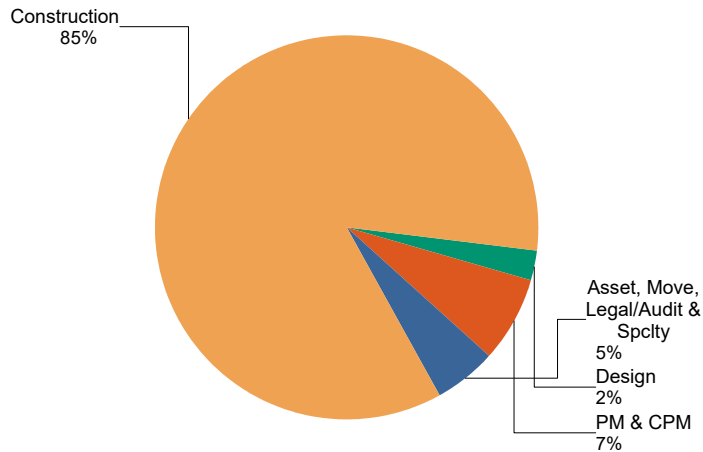
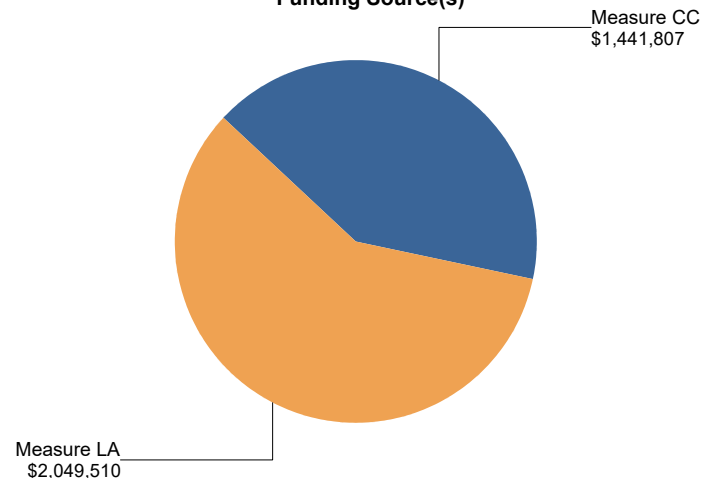
07/22/2025

ACADEMIC OCCUPANCY

07/22/2025

SUB-PROJECT COST BREAKDOWN

Cost Type "Bucket"	[a] Current Budget	[b] Contracted	[c] Expended	[d] Estimate at Completion	[e]=[a]-[d] Budget Variance
Asset, Move, Legal/Audit & Specialty	\$188,941	\$28,194	\$28,194	\$188,941	\$0
Construction	\$2,966,963	\$0	\$0	\$2,966,963	\$0
Program & Project Management	\$248,749	\$83,582	\$79,608	\$248,749	\$0
Programming & Design	\$86,663	\$58,632	\$49,026	\$86,663	\$0
Total Budget	\$3,491,316	\$170,408	\$156,828	\$3,491,316	\$0

Current Budget By Cost Type

Funding Source(s)


Los Angeles City College

Sub-Project/Building Level Detail

01C-133.02 - Demolition of Old Theater

SUB-PROJECT PROFILE

OVERALL STATUS: In Design

DESCRIPTION: The proposed project will demolish existing Old Theater building in order to construct a new Theater Arts building. The new Theater Arts building will provide a modern instructional environment that will prepare students for four-year institutions and current job practices. Furthermore, the proposed project will encourage a collaborative environment by locating functionally similar spaces adjacent to each other.

DESIGN START

10/24/2019

NTP CONSTRUCTION

05/10/2028

SUBSTANTIAL COMPLETION

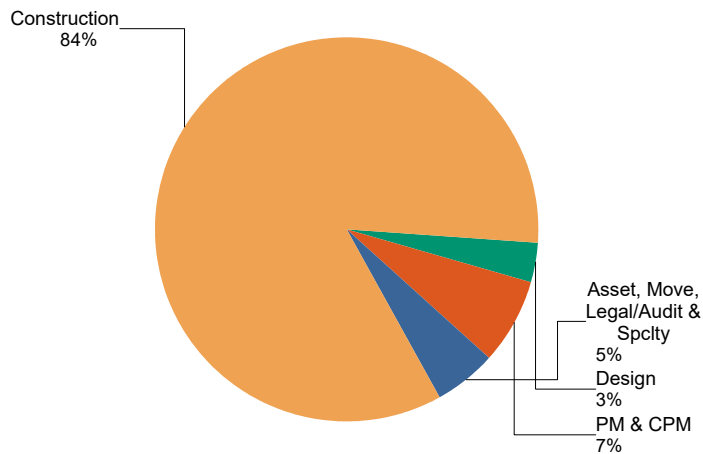
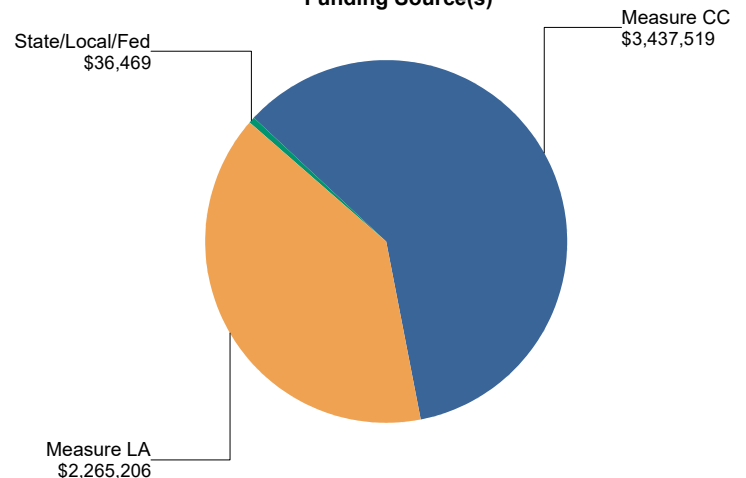
10/06/2028

ACADEMIC OCCUPANCY

10/06/2028

SUB-PROJECT COST BREAKDOWN

Cost Type "Bucket"	[a] Current Budget	[b] Contracted	[c] Expended	[d] Estimate at Completion	[e]=[a]-[d] Budget Variance
Asset, Move, Legal/Audit & Specialty	\$302,030	\$151,574	\$42,254	\$302,030	\$0
Construction	\$4,823,911	\$0	\$0	\$4,823,911	\$0
Program & Project Management	\$413,944	\$170,025	\$133,413	\$413,944	\$0
Programming & Design	\$199,309	\$185,177	\$168,936	\$199,309	\$0
Total Budget	\$5,739,194	\$506,776	\$344,603	\$5,739,194	\$0

Current Budget By Cost Type

Funding Source(s)


Los Angeles City College

Sub-Project/Building Level Detail

01C-145.02 - Student Union Cafeteria Buildout

SUB-PROJECT PROFILE

OVERALL STATUS: In Construction

DESCRIPTION: The food services area will provide hot meal options to students who will have the option to either grab-and-go or use the seating area to enjoy their meals. In addition to the scope outline above, the scope of the project will require selective demolition, tie in to the existing building's HVAC system, connection to site & building utilities (MEP connections), paths of travel, parking, access, ADA compliance, and Los Angeles County Health Services compliance.

DESIGN START

08/20/2019

NTP CONSTRUCTION

07/29/2024

SUBSTANTIAL COMPLETION

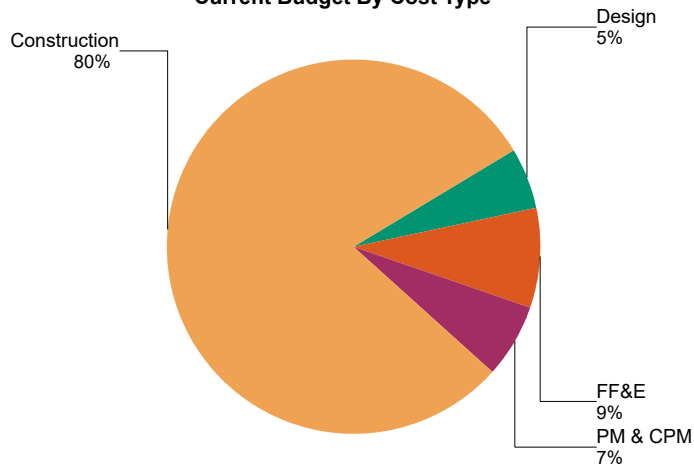
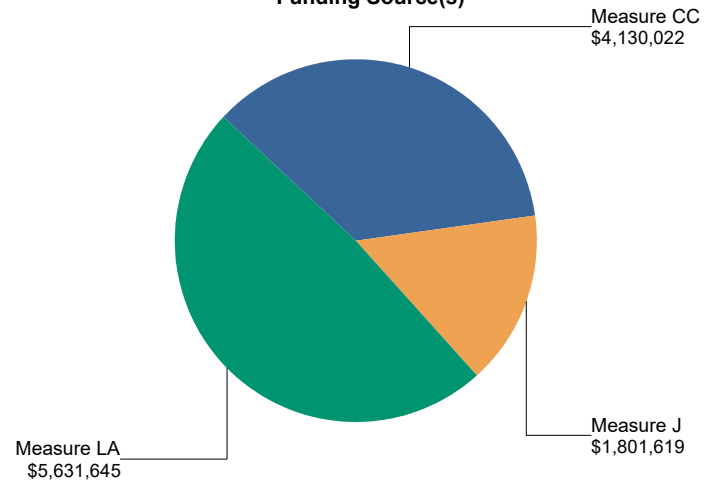
06/24/2025

ACADEMIC OCCUPANCY

08/25/2025

SUB-PROJECT COST BREAKDOWN

Cost Type "Bucket"	[a] Current Budget	[b] Contracted	[c] Expended	[d] Estimate at Completion	[e]=[a]-[d] Budget Variance
Asset, Move, Legal/Audit & Specialty	\$0	\$0	\$0	\$0	\$0
Construction	\$9,211,830	\$8,125,422	\$602,448	\$9,211,830	\$0
Furniture, Fixtures & Equipment	\$997,181	\$0	\$0	\$997,181	\$0
Program & Project Management	\$752,668	\$172,535	\$172,535	\$752,668	\$0
Programming & Design	\$601,607	\$585,855	\$470,006	\$601,607	\$0
Total Budget	\$11,563,286	\$8,883,812	\$1,244,989	\$11,563,286	\$0

Current Budget By Cost Type

Funding Source(s)


Los Angeles City College

Sub-Project/Building Level Detail

01C-150.04 - Chemistry Building - Swing Space

SUB-PROJECT PROFILE

OVERALL STATUS: In Construction

DESCRIPTION: The scope for the Chemistry Building - Swing Space project is to make the necessary upgrades to temporarily accommodate the displaced faculty, staff and students during the demolition of the existing Cafeteria/Economic Workforce Development Building and the construction of the new Cesar Chavez Administration & Workforce Replacement Building.

DESIGN START

09/22/2021

NTP CONSTRUCTION

02/27/2024

SUBSTANTIAL COMPLETION

12/29/2025

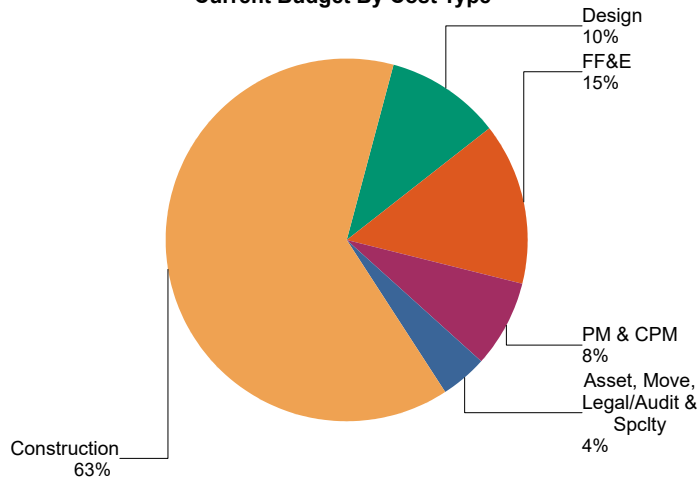
ACADEMIC OCCUPANCY

01/05/2026

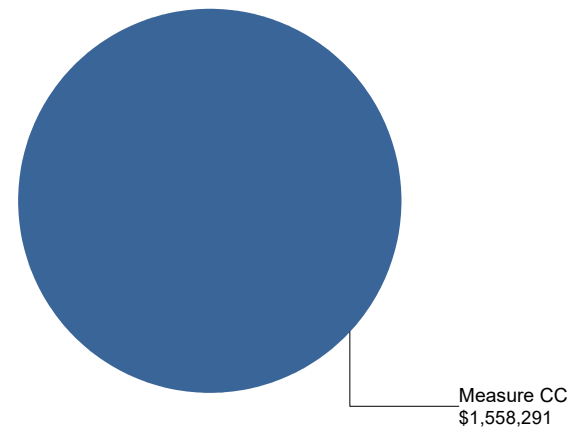
SUB-PROJECT COST BREAKDOWN

Cost Type "Bucket"	[a] Current Budget	[b] Contracted	[c] Expended	[d] Estimate at Completion	[e]=[a]-[d] Budget Variance
Asset, Move, Legal/Audit & Specialty	\$63,316	\$61,112	\$40,073	\$63,316	\$0
Construction	\$987,223	\$871,703	\$772,160	\$987,223	\$0
Furniture, Fixtures & Equipment	\$226,930	\$226,734	\$209,629	\$226,930	\$0
Program & Project Management	\$120,641	\$90,449	\$81,917	\$120,641	\$0
Programming & Design	\$160,182	\$151,536	\$137,018	\$160,182	\$0
Total Budget	\$1,558,291	\$1,401,535	\$1,240,796	\$1,558,291	\$0

Current Budget By Cost Type



Funding Source(s)



Los Angeles City College

Sub-Project/Building Level Detail

01C-151.03 - Life Sciences Building - Swing Space

SUB-PROJECT PROFILE

OVERALL STATUS: In Procurement

DESCRIPTION: The scope for the Life Sciences Building - Swing Space project is to make the necessary upgrades to temporarily accommodate the displaced faculty, staff and students during the demolition of the existing Cafeteria/Economic Workforce Development Building and the construction of the new Cesar Chavez Administration & Workforce Replacement Building.

DESIGN START

09/22/2021

NTP CONSTRUCTION

06/03/2025

SUBSTANTIAL COMPLETION

10/30/2025

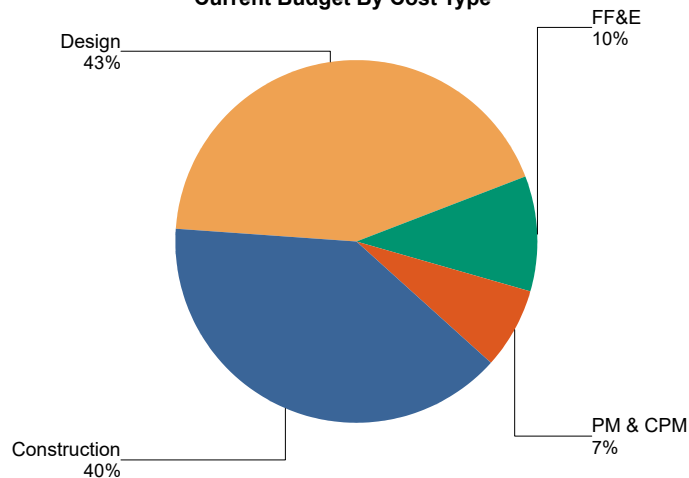
ACADEMIC OCCUPANCY

01/05/2026

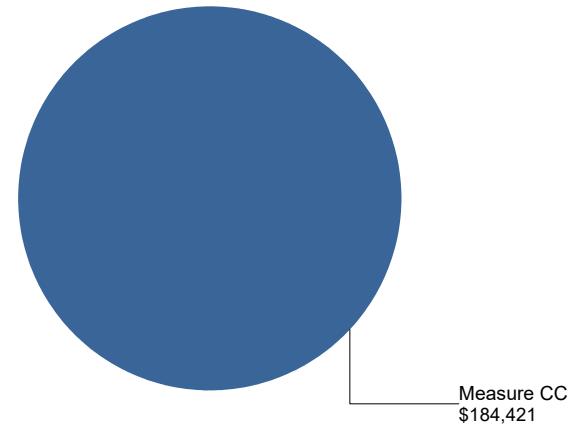
SUB-PROJECT COST BREAKDOWN

Cost Type "Bucket"	[a] Current Budget	[b] Contracted	[c] Expended	[d] Estimate at Completion	[e]=[a]-[d] Budget Variance
Construction	\$72,863	\$0	\$0	\$72,863	\$0
Furniture, Fixtures & Equipment	\$18,984	\$0	\$0	\$18,984	\$0
Program & Project Management	\$13,199	\$8,188	\$8,188	\$13,199	\$0
Programming & Design	\$79,374	\$79,374	\$77,142	\$79,374	\$0
Total Budget	\$184,421	\$87,562	\$85,329	\$184,421	\$0

Current Budget By Cost Type



Funding Source(s)



Los Angeles City College

Sub-Project/Building Level Detail

01C-153.00 - Central Quad Improvements

SUB-PROJECT PROFILE

OVERALL STATUS: In Construction

DESCRIPTION: The proposed project will provide revamped Central Quad to improve, promote, and engage in open space experience for students and faculty. Scope includes improvements to landscape, hardscape, lighting, signage, ADA access, security and safety features, seating, biofiltration areas, irrigation, outdoor power and AV receptacles, upsizing and replacement of deteriorating and leaking hydronic piping with stronger pre-insulated materials from Central Plant to South campus buildings, concrete pads and lighting for future sculpture installations.

DESIGN START

06/30/2021

NTP CONSTRUCTION

11/18/2024

SUBSTANTIAL COMPLETION

11/17/2025

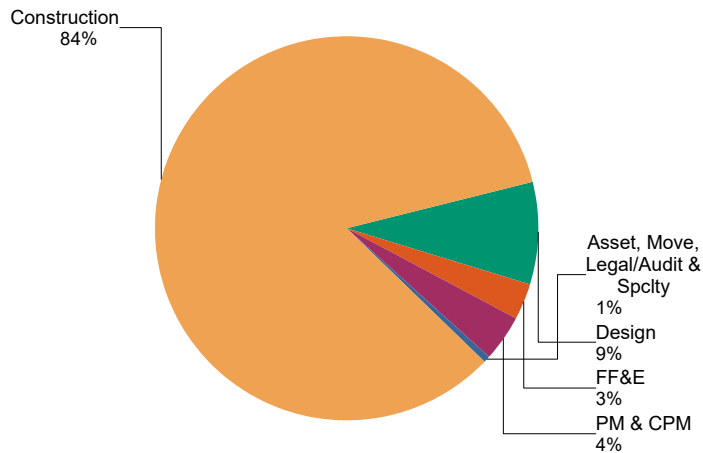
ACADEMIC OCCUPANCY

11/17/2025

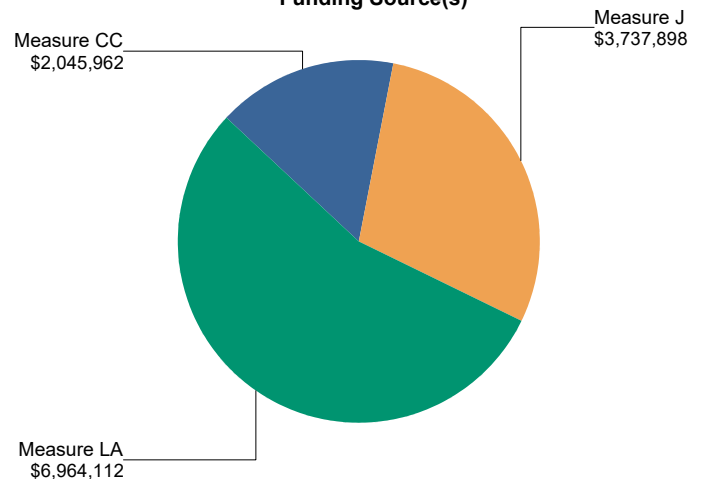
SUB-PROJECT COST BREAKDOWN

Cost Type "Bucket"	[a] Current Budget	[b] Contracted	[c] Expended	[d] Estimate at Completion	[e]=[a]-[d] Budget Variance
Asset, Move, Legal/Audit & Specialty	\$65,190	\$39,200	\$35,840	\$65,190	\$0
Construction	\$10,689,573	\$8,478,187	\$0	\$10,689,573	\$0
Furniture, Fixtures & Equipment	\$412,327	\$0	\$0	\$412,327	\$0
Program & Project Management	\$486,652	\$288,983	\$265,314	\$486,652	\$0
Programming & Design	\$1,094,229	\$1,008,627	\$794,960	\$1,094,229	\$0
Total Budget	\$12,747,971	\$9,814,997	\$1,096,114	\$12,747,971	\$0

Current Budget By Cost Type



Funding Source(s)



Los Angeles City College

Sub-Project/Building Level Detail

01C-172.00 - Emergency Lighting, Fire Alarm, and Security Systems

SUB-PROJECT PROFILE

OVERALL STATUS: *In Design*
DESCRIPTION: Install and/or upgrade emergency lighting, fire alarm, and security systems throughout the campus.

DESIGN START

05/21/2020

NTP CONSTRUCTION

06/17/2026

SUBSTANTIAL COMPLETION

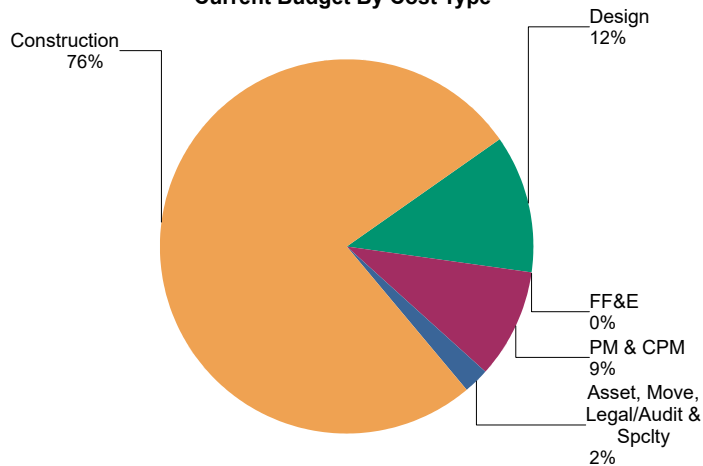
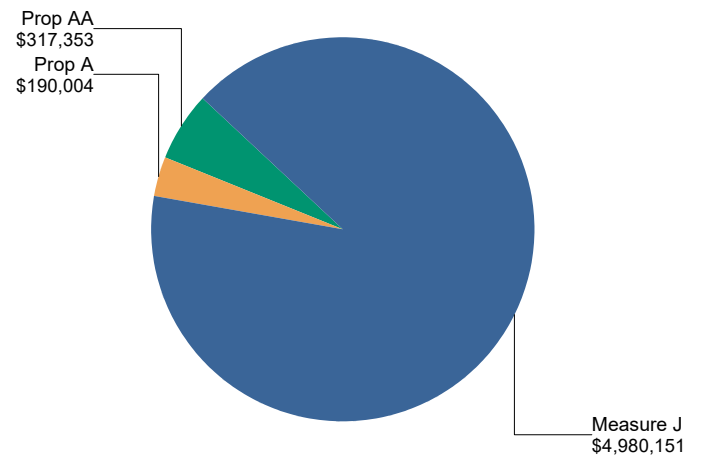
12/13/2026

ACADEMIC OCCUPANCY

12/13/2026

SUB-PROJECT COST BREAKDOWN

Cost Type "Bucket"	[a] Current Budget	[b] Contracted	[c] Expended	[d] Estimate at Completion	[e]=[a]-[d] Budget Variance
Asset, Move, Legal/Audit & Specialty	\$122,287	\$122,287	\$122,287	\$122,287	\$0
Construction	\$4,190,975	\$84,035	\$84,035	\$4,190,975	\$0
Furniture, Fixtures & Equipment	\$329	\$329	\$329	\$329	\$0
Program & Project Management	\$514,052	\$514,048	\$511,517	\$514,052	\$0
Programming & Design	\$659,866	\$537,874	\$359,212	\$659,866	\$0
Total Budget	\$5,487,508	\$1,258,573	\$1,077,380	\$5,487,508	\$0

Current Budget By Cost Type

Funding Source(s)


Los Angeles City College

Sub-Project/Building Level Detail

01C-173.11 - RWGPL - West Gateway Plaza & Site Improvements

SUB-PROJECT PROFILE

OVERALL STATUS: In Design

DESCRIPTION: The existing Cesar Chavez Administration Building will be demolished once the replacement building is constructed and occupied. The project scope is to create a landscape/hardscape entry plaza (approx. 73,000 sq. ft.) to cover the area immediately west of the replacement building between North Heliotrope Drive, Kinesiology South, Student Services and Soccer Field & Parking Structure buildings.

DESIGN START

09/21/2023

NTP CONSTRUCTION

12/31/2027

SUBSTANTIAL COMPLETION

06/29/2028

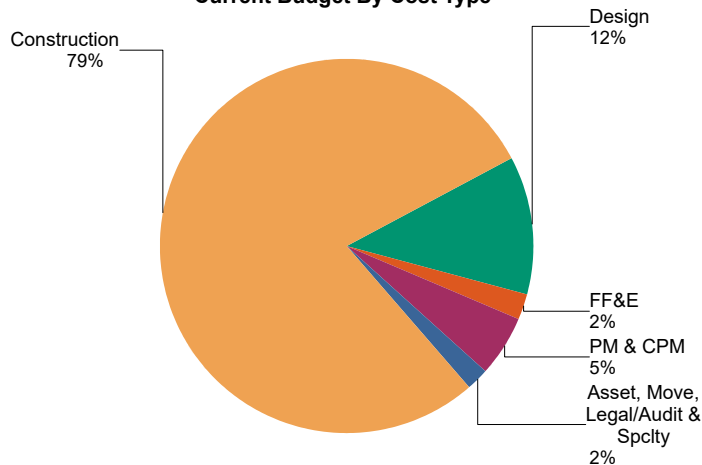
ACADEMIC OCCUPANCY

06/29/2028

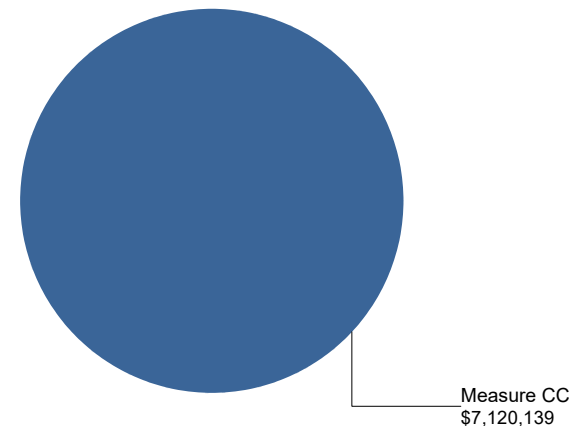
SUB-PROJECT COST BREAKDOWN

Cost Type "Bucket"	[a] Current Budget	[b] Contracted	[c] Expended	[d] Estimate at Completion	[e]=[a]-[d] Budget Variance
Asset, Move, Legal/Audit & Specialty	\$136,739	\$0	\$0	\$136,739	\$0
Construction	\$5,591,373	\$4,841,682	\$0	\$5,591,373	\$0
Furniture, Fixtures & Equipment	\$150,412	\$0	\$0	\$150,412	\$0
Program & Project Management	\$385,193	\$333,981	\$125,201	\$385,193	\$0
Programming & Design	\$856,422	\$564,713	\$28,204	\$856,422	\$0
Total Budget	\$7,120,139	\$5,740,376	\$153,405	\$7,120,139	\$0

Current Budget By Cost Type



Funding Source(s)



Los Angeles City College Exhibit A

Exhibit A Los Angeles City College Budget Transfer Log

Los Angeles City College

Sub-Project/Building Level Budget Transfer Log

Proj Ref	Project/Building Name	Established Budget	Current Budget	Variance	Approved Date
01C-106.01	Cesar Chavez - Admin Building Demolition Project	\$5,650,531	\$5,650,531		09/28/2018
			\$4,410,626	\$(1,239,904)	02/07/2022
01C-114.00	Cesar Chavez Admin & Workforce Replacement Bldg	\$66,949,469	\$66,949,469		06/18/2019
			\$96,220,312	\$29,270,842	02/07/2022
01C-123.00	Theater Arts Replacement Building	\$65,661,600	\$65,661,600		04/17/2019
			\$111,992,079	\$46,330,478	01/05/2024
01C-132.02	Demolition of Old Cafeteria	\$1,441,807	\$1,441,807		03/29/2019
			\$3,491,316	\$2,049,509	01/30/2024
01C-133.02	Demolition of Old Theater	\$3,473,988	\$3,473,988		03/29/2019
			\$3,520,075	\$46,087	09/26/2019
			\$3,473,988	\$(46,087)	10/03/2019
			\$5,739,194	\$2,265,205	01/09/2024
01C-145.02	Student Union Cafeteria Buildout	\$4,130,022	\$4,130,022		03/29/2019
			\$9,761,667	\$5,631,644	09/29/2023
			\$11,563,286	\$1,801,619	05/14/2024
01C-148.00	South Gym Modernization	\$1,205,441	\$1,205,441		01/25/2017
			\$1,194,281	\$(11,160)	10/17/2018
01C-150.04	Chemistry Building - Swing Space	\$1,117,671	\$1,117,671		07/27/2021
			\$1,558,291	\$440,620	07/18/2023
01C-151.03	Life Sciences Building - Swing Space	\$125,147	\$125,147		08/13/2021
			\$184,421	\$59,273	07/24/2023
01C-153.00	Central Quad Improvements	\$6,964,112	\$6,964,112		01/22/2024
			\$12,747,971	\$5,783,859	01/31/2024
01C-172.00	Emergency Lighting, Fire Alarm, and Security Systems	\$5,487,508	\$5,487,508		01/25/2017
01C-173.11	RWGPL - West Gateway Plaza & Site Improvements	\$6,478,572	\$6,478,572		07/27/2021
			\$7,120,139	\$641,566	02/07/2022

Budget transfers performed to reflect campus project re-prioritization of the strategic execution plan.

Los Angeles City College

Sub-Project/Building Level Budget Transfer Log

Proj Ref	Project/Building Name	Established Budget	Current Budget	Variance	Approved Date
----------	-----------------------	--------------------	----------------	----------	---------------

Budget transfers performed to reflect campus project re-prioritization of the strategic execution plan.

Los Angeles City College Exhibit B

Exhibit B Los Angeles City College Non-Active and Non-Pending Subprojects

Los Angeles City College

Non Active and Non-Pending Sub-Projects

Cancelled		Current Budget	EAC	Funding Variance
01C-102.00	Family Life Science	\$112,331	\$112,331	\$0
01C-106.00	Cesar Chavez - Admin Building Modernization	\$2,631,343	\$2,631,343	\$0
01C-106.02	Cesar Chavez - Admin Building New Construction Project	\$0	\$0	\$0
01C-113.00	Martin Luther King Annex (Learning Skill Center)	\$76,915	\$76,915	\$0
01C-117.00	Student Admissions Center	\$921,548	\$921,548	\$0
01C-119.00	Parking Structure - Student Admissions Center	\$751,541	\$751,541	\$0
01C-132.00	Cafeteria Building	\$17,054	\$17,054	\$0
01C-132.01	CITY-CAFETERIA BLDG RENOVATION	\$3,105	\$3,105	\$0
01C-133.00	Theater Building	\$38,789	\$38,789	\$0
01C-135.00	Science and Technology II	\$135,328	\$135,328	\$0
01C-136.00	Communications Building	\$28,619	\$28,619	\$0
01C-147.00	Learning Support Center	\$333,692	\$333,692	\$0
01C-147.01	Demolition of Cafeteria	\$0	\$0	\$0
01C-150.01	Chem Bldg - Business Admin Dept TI	\$36,823	\$36,823	\$0
01C-150.03	Chemistry Building Improvements	\$560	\$560	\$0
01C-151.02	Life Sciences Building Improvements	\$0	\$0	\$0
01C-173.08	RWGPL - Replace Electrical at Chemistry Demo Site	\$41,220	\$41,220	\$0
		\$5,128,868	\$5,128,868	\$0
Completed		Current Budget	EAC	Funding Variance
01C-101.00	Science and Technology Building	\$42,959,146	\$42,959,146	\$0
01C-103.00	Maintenance Facilities	\$308,764	\$308,764	\$0
01C-107.00	Clausen Hall Modernization	\$24,218,339	\$24,218,339	\$0
01C-107.01	Clausen Hall - DSPS	\$645,020	\$645,020	\$0
01C-107.02	Clausen Hall - Modernization	\$33,146	\$33,146	\$0
01C-108.00	Da Vinci Hall	\$42,682,125	\$42,682,125	\$0
01C-109.00	Franklin Hall Modernization	\$24,467,090	\$24,467,090	\$0
01C-110.00	Holmes Hall Modernization	\$13,326,104	\$13,326,104	\$0
01C-111.00	Jefferson Hall Modernization	\$10,853,332	\$10,853,332	\$0
01C-112.00	Campus-Wide Computer Network for Internet Access	\$54,627	\$54,627	\$0
01C-115.00	Health, Fitness, PE Building	\$25,939,019	\$25,939,019	\$0
01C-116.00	Parking Structure	\$51,670,855	\$51,670,855	\$0
01C-116.01	M&O FACILITIES	\$111,075	\$111,075	\$0
01C-118.00	Demolition of Chemistry Building, Bleachers and Pool	\$45,625	\$45,625	\$0
01C-120.00	Athletic Field	\$3,549,452	\$3,549,452	\$0
01C-121.00	Demolition of Men's Gym	\$111,673	\$111,673	\$0
01C-122.00	Child Development Center	\$14,556,143	\$14,556,143	\$0
01C-130.00	Women's Gym Renovation	\$31,000	\$31,000	\$0
01C-131.00	MLK Library - Learning Resource Center	\$23,317,472	\$23,317,472	\$0
01C-134.00	Student Services Center	\$41,350,914	\$41,350,914	\$0
01C-134.01	Demolition of Learning Resource Center	\$4,425,294	\$4,425,294	\$0
01C-136.01	Communications Building Roof Repair	\$582,987	\$582,987	\$0
01C-137.00	Roofing - Chavez, Rad Tech, Holmes, Theater	\$580,768	\$580,768	\$0
01C-138.00	Student Lounge	\$555,205	\$555,205	\$0

Los Angeles City College

Non Active and Non-Pending Sub-Projects

Completed		Current Budget	EAC	Funding Variance
01C-141.00	Parking Mitigation - I-Pass	\$539,520	\$539,520	\$0
01C-143.00	Food Lab Upgrade	\$772,963	\$772,963	\$0
01C-144.00	Monroe Street Plaza	\$1,275,800	\$1,275,800	\$0
01C-145.00	Green Technology Student Union Building	\$40,992,240	\$40,992,240	\$0
01C-146.00	Physical Plant (M&O Building)	\$9,192,239	\$9,192,239	\$0
01C-149.00	Demolition of Men's Gym, Pool, Maint & Misc Bungalows	\$1,872,228	\$1,872,228	\$0
01C-150.00	Chemistry Building Modernization	\$5,091,108	\$5,091,108	\$0
01C-151.00	Life Sciences Modernization	\$4,499,303	\$4,499,303	\$0
01C-152.00	Tennis Courts	\$1,092,469	\$1,092,469	\$0
01C-157.00	Campus-Wide Upgrades	\$607,086	\$607,086	\$0
01C-158.00	Sidewalk Repairs Parking Lots 1 & 2	\$147,228	\$147,228	\$0
01C-159.00	Parking Lot 1 Improvement	\$46,499	\$46,499	\$0
01C-173.01	RWGPL - Site Utilities Infrastructure	\$23,946,988	\$23,946,988	\$0
01C-173.02	RWGPL - Landscaping/Hardscape Improvements	\$4,027,151	\$4,027,151	\$0
01C-173.03	RWGPL - Traffic Mitigation	\$8,973,189	\$8,973,189	\$0
01C-173.06	RWGPL - Central Plant Phase II	\$13,923,355	\$13,923,355	\$0
01C-173.07	RWGPL - Central Plant Phase I	\$7,395,012	\$7,395,012	\$0
01C-174.00	Signage for Safety and Public Information	\$818	\$818	\$0
01C-175.00	Restrooms Modernization	\$1,001,564	\$1,001,564	\$0
01C-176.01	Demolition of Maintenance Bungalows	\$117,868	\$117,868	\$0
01C-176.02	Demolition of Tennis Courts, Bungalows	\$263,663	\$263,663	\$0
01C-176.03	Demolition of Bungalows for P.E. Building	\$272,696	\$272,696	\$0
01C-177.00	Relocation of Other Temporary Spaces	\$111,939	\$111,939	\$0
01C-177.01	Relocation of Transfer Center and MO	\$226,575	\$226,575	\$0
01C-177.02	Temporary Facilities - Parking	\$464,956	\$464,956	\$0
01C-177.03	Relocation of Clausen Hall Student Center	\$79,135	\$79,135	\$0
01C-177.04	Relocation of Other Temporary Spaces	\$88,589	\$88,589	\$0
01C-177.05	Relocation of Chemistry Department	\$912,491	\$912,491	\$0
01C-177.06	Relocation of Child Development Center	\$1,124,032	\$1,124,032	\$0
01C-177.07	Temporary Student Center	\$187,680	\$187,680	\$0
01C-177.09	Relocation of Community Services and Temporary Parking Lot	\$38,465	\$38,465	\$0
01C-179.01	Campus-Wide Improvements - State Square Utilities	\$108,307	\$108,307	\$0
01C-179.02	DSA Fees	\$150	\$150	\$0
01C-179.03	Campus-Wide Improvements - HVAC	\$17,100	\$17,100	\$0
01C-179.04	RWGPL - LEED and Site Improvements	\$5,980	\$5,980	\$0
01C-179.06	IT GENERATOR	\$114,013	\$114,013	\$0
01C-179.07	Door Replacement Project	\$106,763	\$106,763	\$0
01C-179.08	Clock Replacement	\$173,427	\$173,427	\$0
		\$456,185,762	\$456,185,762	\$0
Support Services		Current Budget	EAC	Funding Variance
01C-142.00	Temporary Facilities/3020 Wilshire	\$14,763,450	\$14,763,450	\$0
01C-156.01	DW-SCANNING & CODING	\$2,045	\$2,045	\$0
01C-189.00	Asset Assessment and Move Management	\$769,678	\$769,678	\$0

Los Angeles City College

Non Active and Non-Pending Sub-Projects

Support Services		Current Budget	EAC	Funding Variance
01C-190.00	Program Management Services	\$12,910,692	\$12,910,692	\$0
01C-190.OCIP	City - OCIP	\$2,390,362	\$2,390,362	\$0
01C-191.00	Project Management Services	\$21,532,789	\$21,532,789	\$0
01C-192.00	Reimbursables	\$276,029	\$276,029	\$0
01C-193.00	Campus Program Management - Legal Services	\$524,499	\$524,499	\$0
01C-194.00	Performance / Financial Auditing Services	\$385,740	\$385,740	\$0
01C-195.00	Other Consulting Services	\$4,104,160	\$4,104,160	\$0
01C-196.00	Inspection and Testing	\$17,665	\$17,665	\$0
01C-197.00	Election Costs Prop A	\$61,840	\$61,840	\$0
01C-199.00	Campus Program Management - Owner's Reserve	\$0	\$0	\$0
01C-1PR.00	Program Reserve 2017 Release - City	\$4,177,986	\$4,177,986	\$0
		\$61,916,935	\$61,916,935	\$0
Land Aquisition		Current Budget	EAC	Funding Variance
01C-139.00	Land Acquisition - South of Monroe Street Projects	\$25,444,695	\$25,444,695	\$0
		\$25,444,695	\$25,444,695	\$0
Master Plan		Current Budget	EAC	Funding Variance
01C-160.01	Master Planning Phase II	\$0	\$0	\$0
01C-160.02	EIR Phase II	\$0	\$0	\$0
01C-160.03	Survey Phase II	\$0	\$0	\$0
01C-170.00	Master Planning	\$950,850	\$950,850	\$0
01C-180.00	Site Survey and Infrastructure Studies	\$518,262	\$518,262	\$0
01C-181.00	Environmental Impact Report (EIR)	\$287,628	\$287,628	\$0
01C-182.00	CEQA	\$47	\$47	\$0
		\$1,756,787	\$1,756,787	\$0
Procurement		Current Budget	EAC	Funding Variance
01C-154.01	Waterless urinals	\$311	\$311	\$0
01C-154.02	Video Conference - Construction	\$0	\$0	\$0
01C-155.02	Bulk Purchase - Power tools	\$91	\$91	\$0
01C-155.03	Bulk Purchase - ATHLET/FIT EQUIPMENT	\$4	\$4	\$0
01C-155.04	Bulk Purchase - Musical Instruments	\$378	\$378	\$0
01C-155.05	Video Conference Equipment	\$1,395	\$1,395	\$0
01C-155.06	Bulk Purchase - CHILD DEV CTR F&E	\$15	\$15	\$0
		\$2,194	\$2,194	\$0

Los Angeles City College

Exhibit C

Exhibit C

Los Angeles City College

Budget Transfer Log (2014 thru 2017 Rebaseline)

Los Angeles City College

Sub-Project/Building Level Budget Transfer Log (2014 thru 2017 Rebaseline)

Proj Ref	Project/Building Name	Established Budget	Current Budget	Variance	Approved Date
01C-148.00	South Gym Modernization	\$13,466,342	\$13,466,342		01/01/2014
			\$13,551,342	\$85,000	07/13/2015
			\$1,805,298	\$(11,746,043)	07/22/2015
			\$1,205,441	\$(599,857)	01/25/2017
01C-172.00	Emergency Lighting, Fire Alarm, and Security Systems	\$5,167,234	\$5,167,234		01/01/2014
			\$5,173,612	\$6,377	04/22/2015
			\$5,173,602	\$(10)	07/15/2015
			\$5,931,368	\$757,766	07/22/2015
			\$5,487,508	\$(443,859)	01/25/2017

East Los Angeles College

College Building Program Overview

Established in 1945, East Los Angeles College (ELAC) has the distinction of having the largest student population of all nine LACCD colleges. ELAC has undergone a remarkable renaissance, transforming the Monterey Park campus into a 21st century state-of-the-art educational institution as well as constructing the new Southeast campus.

The bond program investment has included the LEED™ Gold Performing Arts Complex, comprising of the Vincent Price Art Museum, Recital Hall and Theatre Building; the LEED™ Silver Student Services Building; the Administration Building; the Vicky Chang Technology Center; the LEED™ Certified Social and Behavioral Sciences Building; the LEED™ Certified Science Career and Mathematics Building; the LEED™ Gold Physics and Earth Science Building; the LEED™ Gold Campus Student Center Bookstore; the LEED™ Gold Ernest H. Moreno Language Arts and Humanities Building; two multiple story parking structures; 1.8 megawatts of Photovoltaic Arrays; a new Central Plant; a new campus-wide utility infrastructure and integrated fiber network; a modernized Plant Facilities Complex; and athletic facilities improvement projects including Weingart Stadium modernization and new Men's Baseball and Women's Softball Field complexes. ELAC's focus on Students, STEM (Science, Technology, Engineering, and Mathematics) and MESA (Mathematics, Engineering, and Science Achievement) is evident in the 120,000 square foot Science Career & Mathematics Complex (SCMC), which includes the Physics and Earth Science Building, the Science Career and Mathematics, and Vicky Chang Technology Center. The new 50,000 square foot Nursing, Allied Health & Public Service Building, starting construction in late 2024, will complete the vision for the SCMC. A 30,000 square foot Facilities Maintenance & Operations Replacement Building, currently in design, will create a revised space for the College's Facilities and IT staff. An Equipment Expansion at the Central Plant is currently in design and aims to support LACCD's sustainability goals by increasing energy efficiency campus-wide.



Also in design, the new Kinesiology, Wellness, and Athletics Center and associated Athletic Fields will create a signature landmark to the southeast portion of the campus and complete the vision for the Avenida Cesar Chavez edge. The KWAC will be the core of the west campus athletics hub and help consolidate ELAC's athletics and kinesiology programs in a central location.

The new South Gate Educational Center, currently in construction, will include lecture halls, wet labs, student services, and a learning resource center. When the SGEC opens in 2025, students from Southeast Los Angeles County will be able to complete their education solely at the new campus, eliminating the need to travel to the Monterey Park campus.

COLLEGE PROGRESS SUMMARY (December 2024)

East Los Angeles College

College Building Program Overview

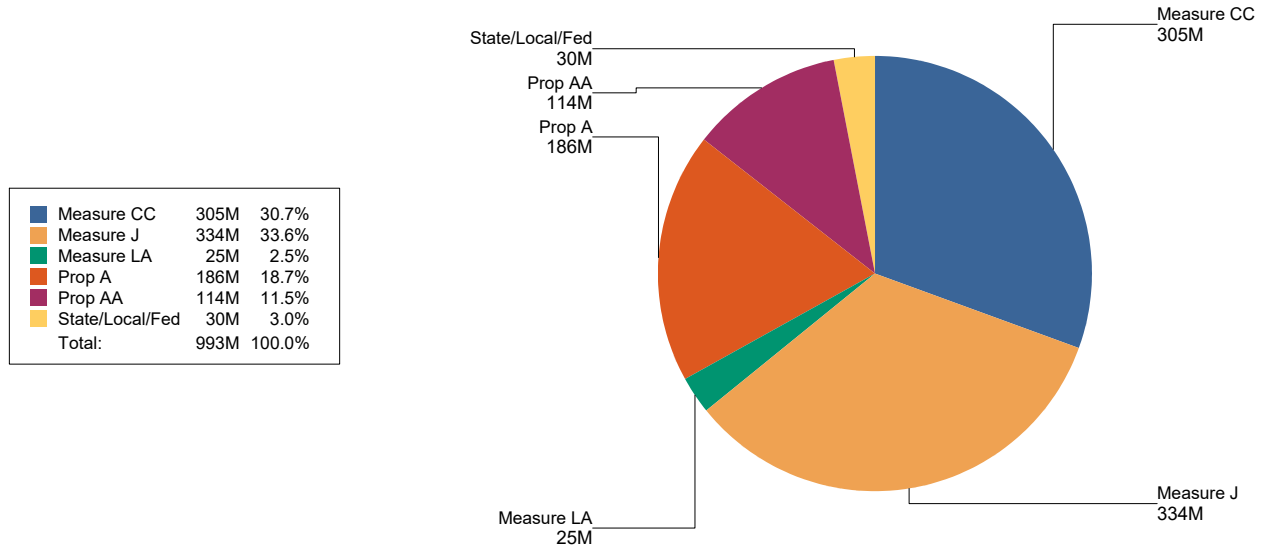
Sub Project Number	Sub Project Title	Sub Project Status	Const. % Complete	Academic Occupancy Date	Progress Summary
02E-223.03	Equipment Expansion for Central Plant	In Design	0.00%	03/20/2028	The Design-Build Entity (DBE) is finalizing the 100% Construction Documents for the Central Utility Plant DSA submission and developing the 100% Construction Documents for the new CPT trailer.
02E-261.00	Nursing, Allied Health and Public Service Building	In Construction	5.00%	01/03/2028	This project is in construction.
02E-264.00	Facilities M&O Replacement	In Design	0.00%	06/12/2028	DSA has approved the plans for the FMO Replacement Building. Construction options are being considered.
02E-266.00	Kinesiology, Wellness and Athletics Center	In Design	0.00%	01/08/2029	Design-Build Entity McCarthy/HED was given a Design NTP, and design is in process

East Los Angeles College

College Funding and Overall Budget

The total building program funding of \$993 million is comprised of Proposition A/AA, Measure J/CC, State Capital Outlay, Scheduled Maintenance Projects (SMP) and a Federal Grant. The State Capital Outlay funds were used for the construction of two new buildings, the Technology Center E7 and the Social & Behavioral Sciences Building F7, provide partial FFE funds for the Performing Fine Arts Complex and additional funding for the modernization and expansion of the Helen Miller Bailey Library F3. The SMP funds were used as additional funding for various campus facilities maintenance projects including seismic, mechanical, electrical, infrastructure and roofing systems upgrades. The Federal Grant was used to fund the new Bus Transit Center located along Collegian Avenue.

PROGRAM FUNDING



COLLEGE BUDGET

Cost Type "Bucket"	[a] Current Budget	[b] Contracted	[c] Expended	[d] Estimate at Completion	[e]=[a]-[d] Budget Variance
Programming & Design	\$87,909,578	\$81,448,004	\$71,063,259	\$87,906,896	\$2,681
Owner's Reserve	\$0	\$0	\$0	\$0	\$0
Program & Project Management	\$83,166,026	\$68,457,456	\$67,385,754	\$83,212,064	\$(46,038)
Land Acquisition	\$13,472,023	\$13,472,023	\$13,472,023	\$13,472,023	\$0
Asset, Move, Legal/Audit & Specialty	\$11,267,406	\$8,882,629	\$8,808,837	\$11,259,780	\$7,626
Construction	\$760,537,055	\$716,222,942	\$488,127,084	\$760,501,325	\$35,731
Furniture, Fixtures & Equipment	\$36,754,031	\$18,126,906	\$18,126,906	\$36,754,031	\$0
Total Budget	\$993,106,119	\$906,609,959	\$666,983,864	\$993,106,119	\$0

East Los Angeles College

Sub-Project List

SUB-PROJECTS						
Sub-Project ID	Project/Building Name	Status	[a] Current Budget	[b] Estimate at Completion	[c]=[a]-[b] Budget Variance	Academic Occupancy Date
02E-203.02	Demolition of Facilities Offices K9A	In Design	\$126,012	\$126,012	\$0	04/04/2027
02E-203.03	Demolition of Facilities Storage K9B	In Design	\$115,601	\$115,601	\$0	04/04/2027
02E-206.04	Demolition of C1 Men's Gym	In Design	\$1,298,060	\$1,298,060	\$0	12/30/2028
02E-223.03	Equipment Expansion for Central Plant	In Design	\$38,889,718	\$38,889,718	\$0	03/20/2028
02E-228.02	C2 Bungalow Removal and Site Restoration	In Procurement	\$437,465	\$437,465	\$0	06/26/2029
02E-228.03	C2 Bungalow Removal	In Design	\$2,224,316	\$2,224,316	\$0	07/08/2028
02E-261.00	Nursing, Allied Health and Public Service Building	In Construction	\$82,987,776	\$82,987,776	\$0	01/03/2028
02E-261.01	F9 & A6 Bungalow Removal and Site Restoration	In Planning	\$1,582,947	\$1,582,947	\$0	07/26/2028
02E-261.02	G9 Demolition	In Planning	\$3,141,614	\$3,141,614	\$0	07/26/2028
02E-264.00	Facilities M&O Replacement	In Design	\$4,321,939	\$4,321,939	\$0	06/12/2028
02E-265.00	Demolition of Facilities Shops H9	In Design	\$143,850	\$143,850	\$0	04/04/2027
02E-265.01	Demolition of Bungalows D7, Stadium Lot Storage and M&O Storage Containers	In Design	\$243,901	\$243,901	\$0	12/09/2028
02E-266.00	Kinesiology, Wellness and Athletics Center	In Design	\$193,096,734	\$193,096,734	\$0	01/08/2029
02E-266.02	Soccer/Multi-Purpose Field	In Design	\$13,150,948	\$13,150,948	\$0	06/30/2029
Total Active Subprojects			\$341,760,879	\$341,760,879	\$0	
Cancelled*			\$3,579,406	\$3,579,406	\$0	
Completed*			\$578,249,746	\$578,249,746	\$0	
Land Aquisition			\$13,459,468	\$13,459,468	\$0	
Master Plan			\$937,148	\$937,148	\$0	
Procurement			\$115,168	\$115,168	\$0	
Support Services			\$55,004,303	\$55,004,303	\$0	
All Remaining Subprojects			\$651,345,240	\$651,345,240	\$0	
Total East Los Angeles College Subprojects			\$993,106,119	\$993,106,119	\$0	

*Completed and Cancelled Sub-Projects are Reference Exhibit B.

East Los Angeles College

Sub-Project/Building Level Detail

02E-203.02 - Demolition of Facilities Offices K9A

SUB-PROJECT PROFILE

OVERALL STATUS: In Design

DESCRIPTION: Existing Facilities Offices K9A will be demolished. All utilities and services will be disconnected and foundations removed.

DESIGN START

10/19/2020

NTP CONSTRUCTION

10/07/2026

SUBSTANTIAL COMPLETION

04/04/2027

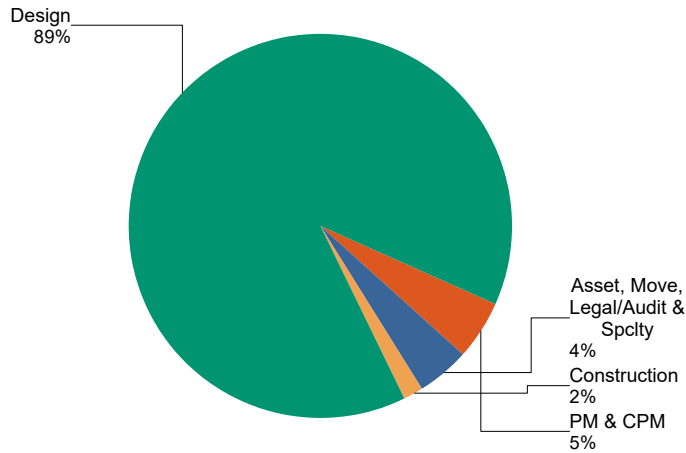
ACADEMIC OCCUPANCY

04/04/2027

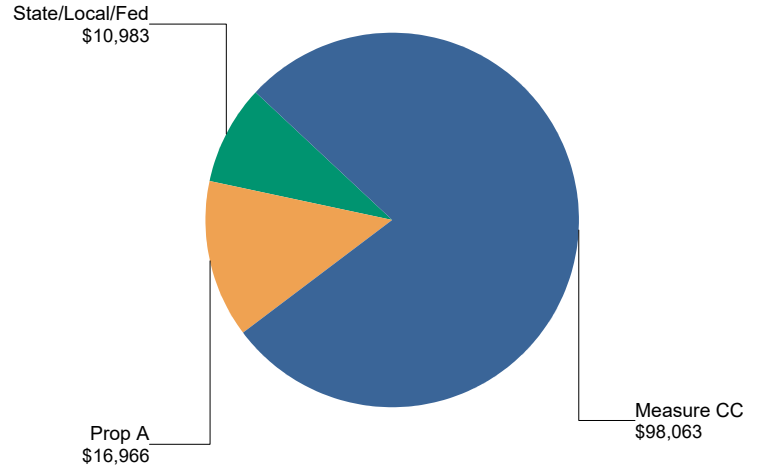
SUB-PROJECT COST BREAKDOWN

Cost Type "Bucket"	[a] Current Budget	[b] Contracted	[c] Expended	[d] Estimate at Completion	[e]=[a]-[d] Budget Variance
Asset, Move, Legal/Audit & Specialty	\$5,434	\$5,434	\$3,559	\$5,434	\$0
Construction	\$2,138	\$0	\$0	\$2,138	\$0
Program & Project Management	\$6,183	\$4,833	\$4,833	\$6,183	\$0
Programming & Design	\$112,257	\$62,331	\$61,881	\$112,257	\$0
Total Budget	\$126,012	\$72,598	\$70,273	\$126,012	\$0

Current Budget By Cost Type



Funding Source(s)



East Los Angeles College

Sub-Project/Building Level Detail

02E-203.03 - Demolition of Facilities Storage K9B

SUB-PROJECT PROFILE

OVERALL STATUS: In Design

DESCRIPTION: Existing Facilities Storage K9B will be demolished. All utilities and services will be disconnected and foundations removed.

DESIGN START

10/19/2020

NTP CONSTRUCTION

10/07/2026

SUBSTANTIAL COMPLETION

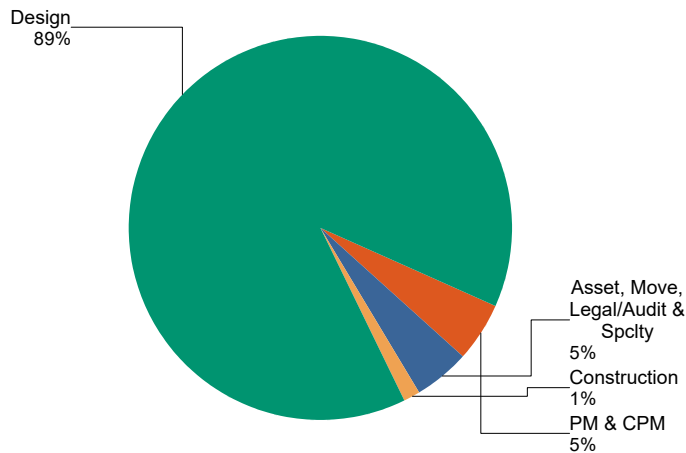
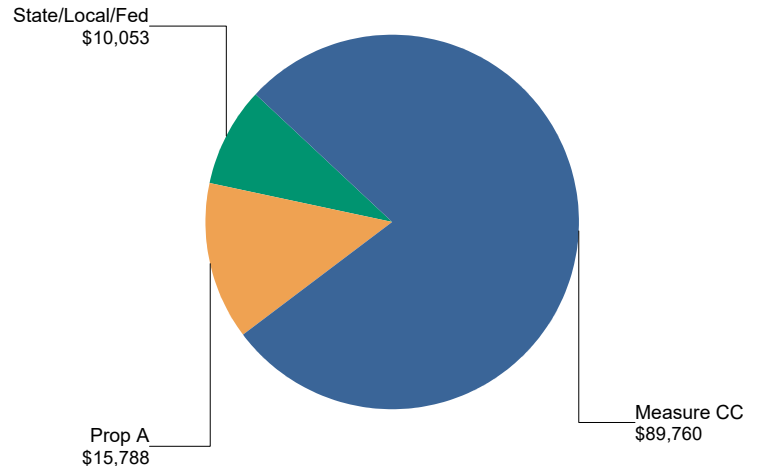
04/04/2027

ACADEMIC OCCUPANCY

04/04/2027

SUB-PROJECT COST BREAKDOWN

Cost Type "Bucket"	[a] Current Budget	[b] Contracted	[c] Expended	[d] Estimate at Completion	[e]=[a]-[d] Budget Variance
Asset, Move, Legal/Audit & Specialty	\$5,434	\$5,434	\$4,004	\$5,434	\$0
Construction	\$1,497	\$0	\$0	\$1,497	\$0
Program & Project Management	\$5,659	\$4,833	\$4,833	\$5,659	\$0
Programming & Design	\$103,011	\$53,502	\$53,052	\$103,011	\$0
Total Budget	\$115,601	\$63,769	\$61,889	\$115,601	\$0

Current Budget By Cost Type

Funding Source(s)


East Los Angeles College

Sub-Project/Building Level Detail

02E-206.04 - Demolition of C1 Men's Gym

SUB-PROJECT PROFILE

OVERALL STATUS: *In Design*

DESCRIPTION: The project will replace the entire aged and minimally functional built environment that houses the current Kinesiology, Wellness and Athletic departments, as well as provide intercollegiate fields for soccer and women's softball.

DESIGN START

09/18/2024

NTP CONSTRUCTION

09/02/2028

SUBSTANTIAL COMPLETION

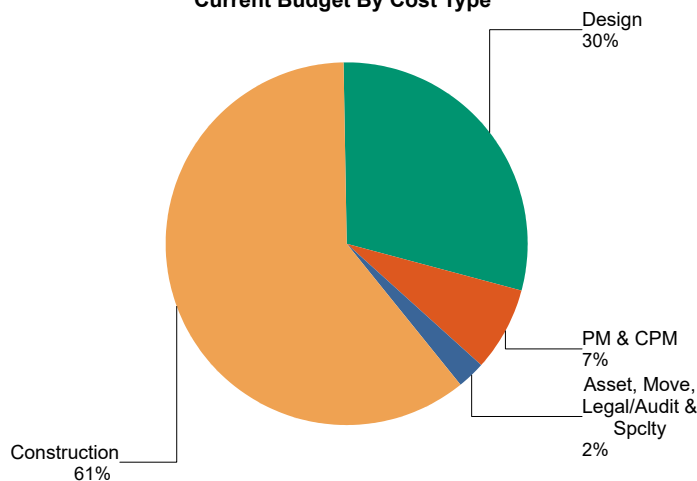
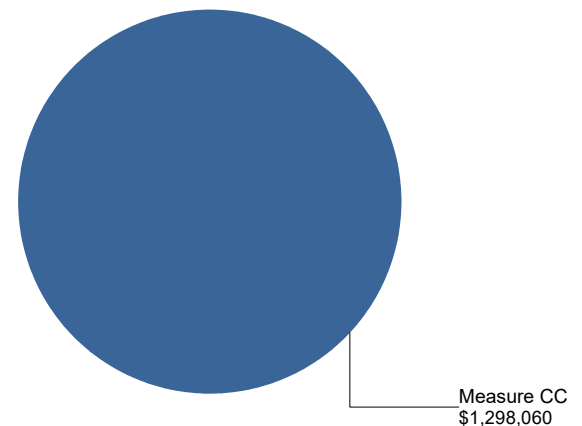
12/30/2028

ACADEMIC OCCUPANCY

12/30/2028

SUB-PROJECT COST BREAKDOWN

Cost Type "Bucket"	[a] Current Budget	[b] Contracted	[c] Expended	[d] Estimate at Completion	[e]=[a]-[d] Budget Variance
Asset, Move, Legal/Audit & Specialty	\$31,496	\$0	\$0	\$31,496	\$0
Construction	\$786,478	\$655,111	\$0	\$786,478	\$0
Program & Project Management	\$95,777	\$28,177	\$9,702	\$95,777	\$0
Programming & Design	\$384,310	\$346,293	\$115,978	\$384,310	\$0
Total Budget	\$1,298,060	\$1,029,581	\$125,681	\$1,298,060	\$0

Current Budget By Cost Type

Funding Source(s)


East Los Angeles College

Sub-Project/Building Level Detail

02E-223.03 - Equipment Expansion for Central Plant

SUB-PROJECT PROFILE

OVERALL STATUS: In Design

DESCRIPTION: Equipment expansion needs requires additional 1-880 Ton Chiller (Turbo Modulator), 1-2500 Gallon Cooling Tower and Ice Tanks.

DESIGN START

05/11/2022

NTP CONSTRUCTION

02/06/2026

SUBSTANTIAL COMPLETION

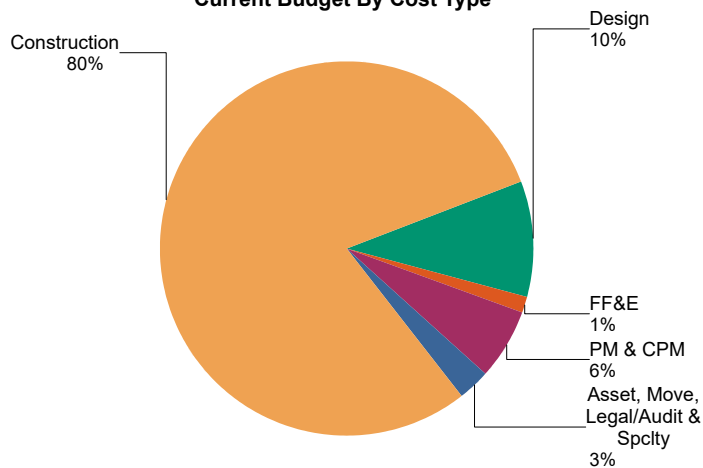
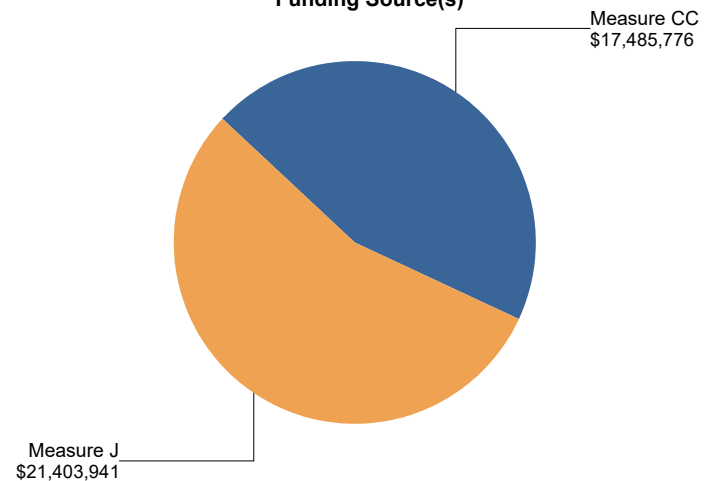
03/20/2028

ACADEMIC OCCUPANCY

03/20/2028

SUB-PROJECT COST BREAKDOWN

Cost Type "Bucket"	[a] Current Budget	[b] Contracted	[c] Expended	[d] Estimate at Completion	[e]=[a]-[d] Budget Variance
Asset, Move, Legal/Audit & Specialty	\$1,037,443	\$149,207	\$149,207	\$1,037,443	\$0
Construction	\$31,001,454	\$27,897,023	\$1,464,943	\$31,001,454	\$0
Furniture, Fixtures & Equipment	\$530,000	\$0	\$0	\$530,000	\$0
Program & Project Management	\$2,373,289	\$1,701,836	\$1,384,021	\$2,373,289	\$0
Programming & Design	\$3,947,532	\$3,259,759	\$2,699,149	\$3,947,532	\$0
Total Budget	\$38,889,718	\$33,007,824	\$5,697,319	\$38,889,718	\$0

Current Budget By Cost Type

Funding Source(s)


East Los Angeles College

Sub-Project/Building Level Detail

02E-228.02 - C2 Bungalow Removal and Site Restoration

SUB-PROJECT PROFILE

OVERALL STATUS: In Procurement

DESCRIPTION: Remove C2 -113 bungalow in its entirety. Cut and cap all utilities. Restore site to grade and materials existent at bungalow installation.

DESIGN START

01/30/2025

NTP CONSTRUCTION

12/01/2028

SUBSTANTIAL COMPLETION

06/26/2029

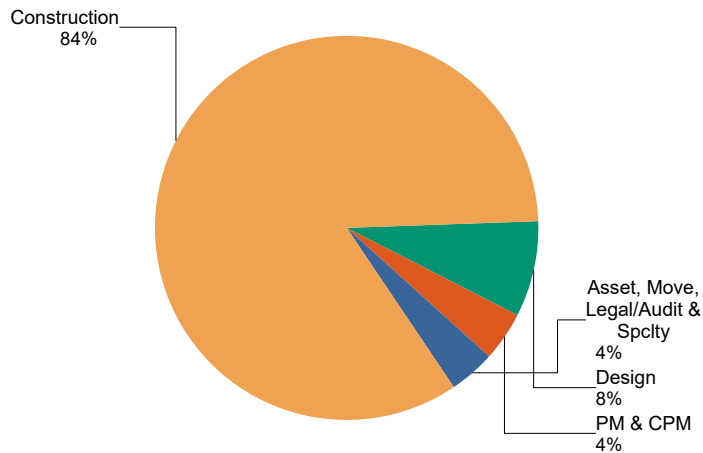
ACADEMIC OCCUPANCY

06/26/2029

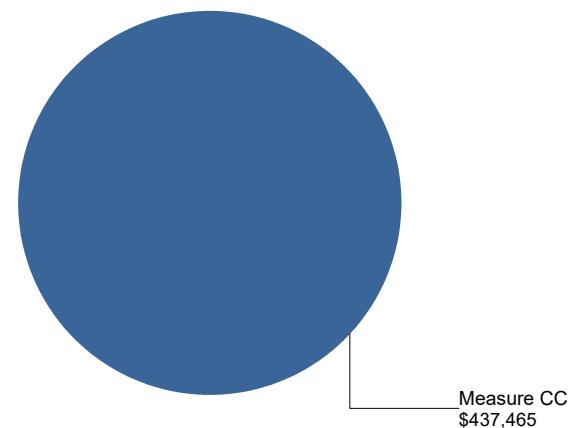
SUB-PROJECT COST BREAKDOWN

Cost Type "Bucket"	[a] Current Budget	[b] Contracted	[c] Expended	[d] Estimate at Completion	[e]=[a]-[d] Budget Variance
Asset, Move, Legal/Audit & Specialty	\$16,860	\$0	\$0	\$16,860	\$0
Construction	\$367,471	\$0	\$0	\$367,471	\$0
Program & Project Management	\$18,137	\$17,094	\$17,094	\$18,137	\$0
Programming & Design	\$34,997	\$0	\$0	\$34,997	\$0
Total Budget	\$437,465	\$17,094	\$17,094	\$437,465	\$0

Current Budget By Cost Type



Funding Source(s)



East Los Angeles College

Sub-Project/Building Level Detail

02E-228.03 - C2 Bungalow Removal

SUB-PROJECT PROFILE

OVERALL STATUS: *In Design*

DESCRIPTION: The project will replace the entire aged and minimally functional built environment that houses the current Kinesiology, Wellness and Athletic departments, as well as provide intercollegiate fields for soccer and women's softball.

DESIGN START

09/18/2024

NTP CONSTRUCTION

05/21/2026

SUBSTANTIAL COMPLETION

07/08/2028

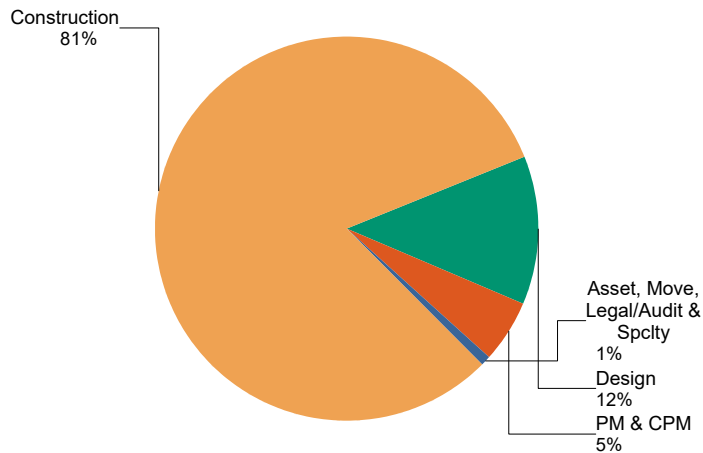
ACADEMIC OCCUPANCY

07/08/2028

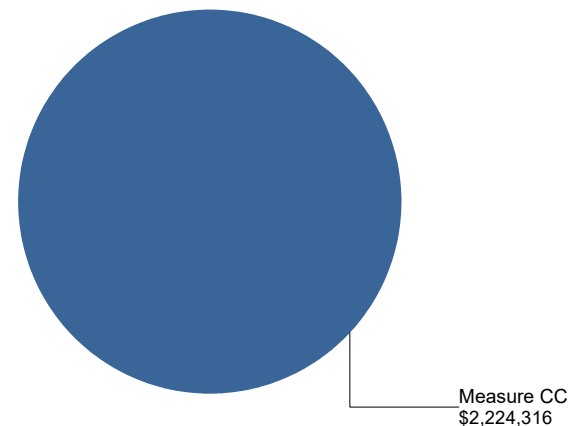
SUB-PROJECT COST BREAKDOWN

Cost Type "Bucket"	[a] Current Budget	[b] Contracted	[c] Expended	[d] Estimate at Completion	[e]=[a]-[d] Budget Variance
Asset, Move, Legal/Audit & Specialty	\$18,511	\$0	\$0	\$18,511	\$0
Construction	\$1,808,623	\$1,534,139	\$0	\$1,808,623	\$0
Program & Project Management	\$120,349	\$2,789	\$2,289	\$120,349	\$0
Programming & Design	\$276,833	\$250,438	\$117,226	\$276,833	\$0
Total Budget	\$2,224,316	\$1,787,366	\$119,516	\$2,224,316	\$0

Current Budget By Cost Type



Funding Source(s)



East Los Angeles College

Sub-Project/Building Level Detail

02E-261.00 - Nursing, Allied Health and Public Service Building

SUB-PROJECT PROFILE

OVERALL STATUS: In Construction

DESCRIPTION: Design and construct a new 51,000 GSF classroom building to house the Nursing, Allied Health and Public Service programs.

DESIGN START

03/01/2022

NTP CONSTRUCTION

11/05/2024

SUBSTANTIAL COMPLETION

03/10/2027

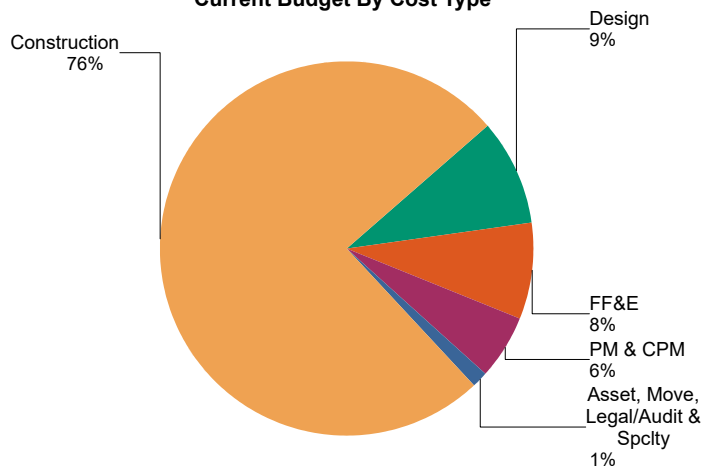
ACADEMIC OCCUPANCY

01/03/2028

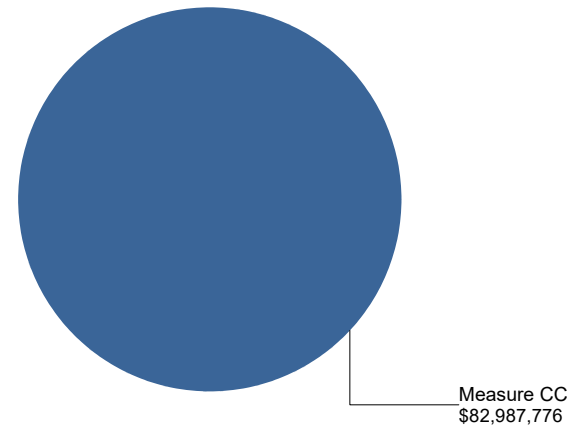
SUB-PROJECT COST BREAKDOWN

Cost Type "Bucket"	[a] Current Budget	[b] Contracted	[c] Expended	[d] Estimate at Completion	[e]=[a]-[d] Budget Variance
Asset, Move, Legal/Audit & Specialty	\$1,070,821	\$84,982	\$65,016	\$1,070,821	\$0
Construction	\$62,838,873	\$57,968,485	\$2,821,178	\$62,838,873	\$0
Furniture, Fixtures & Equipment	\$6,971,293	\$0	\$0	\$6,971,293	\$0
Program & Project Management	\$4,650,991	\$1,799,984	\$1,378,261	\$4,650,991	\$0
Programming & Design	\$7,455,797	\$4,992,896	\$4,403,571	\$7,455,797	\$0
Total Budget	\$82,987,776	\$64,846,347	\$8,668,026	\$82,987,776	\$0

Current Budget By Cost Type



Funding Source(s)



East Los Angeles College

Sub-Project/Building Level Detail

02E-261.01 - F9 & A6 Bungalow Removal and Site Restoration

SUB-PROJECT PROFILE

OVERALL STATUS: In Planning

DESCRIPTION: Remove F9 and A6 bungalows in their entirety. Cut and cap all utilities. Restore site to grade and materials existent at bungalow.

DESIGN START

07/21/2025

NTP CONSTRUCTION

01/03/2028

SUBSTANTIAL COMPLETION

07/26/2028

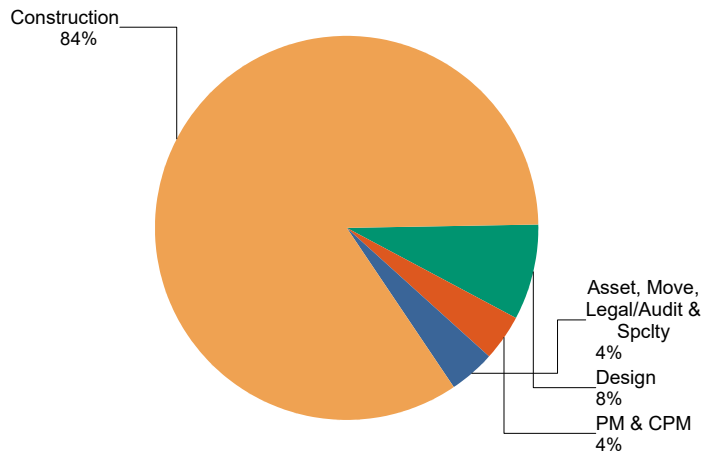
ACADEMIC OCCUPANCY

07/26/2028

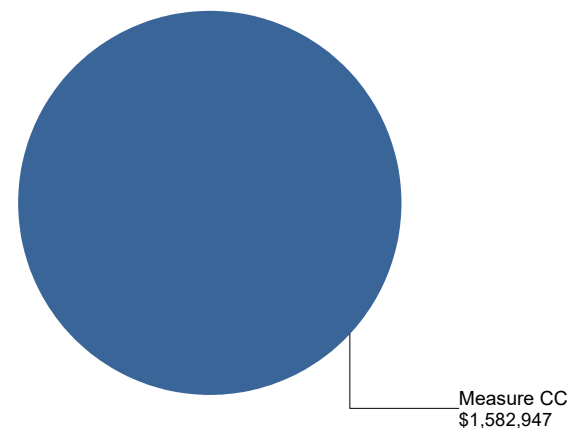
SUB-PROJECT COST BREAKDOWN

Cost Type "Bucket"	[a] Current Budget	[b] Contracted	[c] Expended	[d] Estimate at Completion	[e]=[a]-[d] Budget Variance
Asset, Move, Legal/Audit & Specialty	\$63,318	\$0	\$0	\$63,318	\$0
Construction	\$1,329,676	\$0	\$0	\$1,329,676	\$0
Program & Project Management	\$63,318	\$27,233	\$27,038	\$63,318	\$0
Programming & Design	\$126,636	\$0	\$0	\$126,636	\$0
Total Budget	\$1,582,947	\$27,233	\$27,038	\$1,582,947	\$0

Current Budget By Cost Type



Funding Source(s)



East Los Angeles College

Sub-Project/Building Level Detail

02E-261.02 - G9 Demolition

SUB-PROJECT PROFILE

OVERALL STATUS: *In Planning*

DESCRIPTION: Remove G9 building in its entirety. Cut and cap all utilities. Restore site to align with adjacent grade, with required surface/stormwater drainage. Install stable surface materials to mitigate dust generation.

DESIGN START

07/21/2025

NTP CONSTRUCTION

01/03/2028

SUBSTANTIAL COMPLETION

07/26/2028

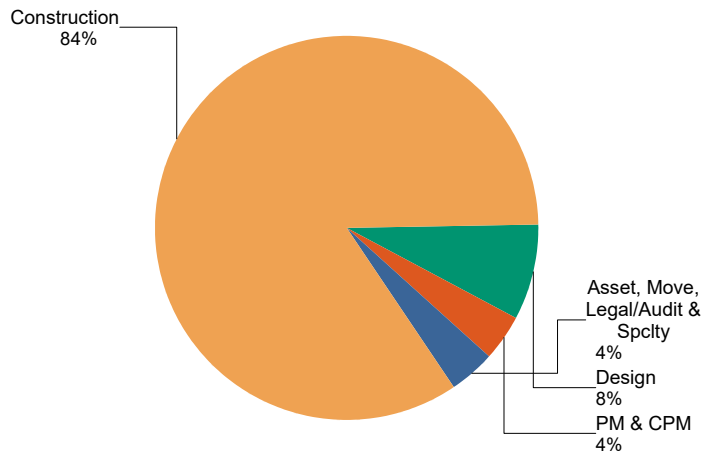
ACADEMIC OCCUPANCY

07/26/2028

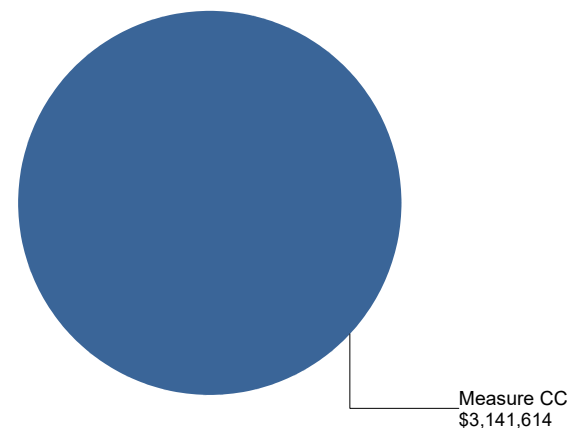
SUB-PROJECT COST BREAKDOWN

Cost Type "Bucket"	[a] Current Budget	[b] Contracted	[c] Expended	[d] Estimate at Completion	[e]=[a]-[d] Budget Variance
Asset, Move, Legal/Audit & Specialty	\$125,665	\$0	\$0	\$125,665	\$0
Construction	\$2,638,956	\$0	\$0	\$2,638,956	\$0
Program & Project Management	\$125,665	\$29,902	\$18,569	\$125,665	\$0
Programming & Design	\$251,329	\$0	\$0	\$251,329	\$0
Total Budget	\$3,141,614	\$29,902	\$18,569	\$3,141,614	\$0

Current Budget By Cost Type



Funding Source(s)



East Los Angeles College

Sub-Project/Building Level Detail

02E-264.00 - Facilities M&O Replacement

SUB-PROJECT PROFILE

OVERALL STATUS: In Design

DESCRIPTION: Project will construct new permanent Facilities Maintenance and Operations Buildings of approximately 37,800 GSF, providing 3,426 ASF of office space and 28,805 ASF of other support space, including storage, shops and data processing/computer space. The proposed project will consolidate Maintenance and Operations functions and will provide much needed logistical space for shipping and receiving functions.

DESIGN START

10/19/2020

NTP CONSTRUCTION

04/20/2027

SUBSTANTIAL COMPLETION

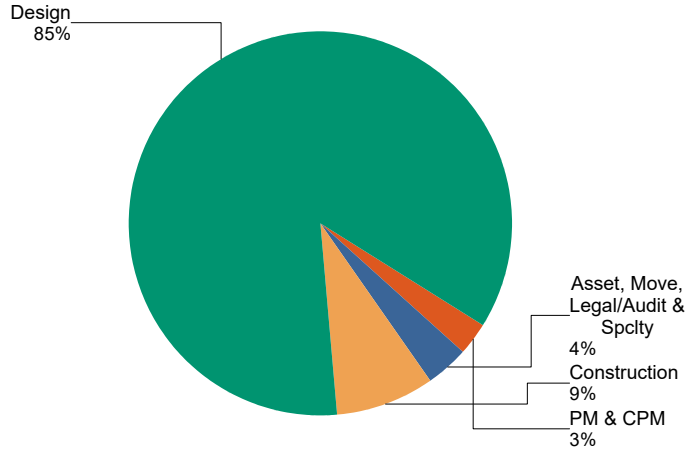
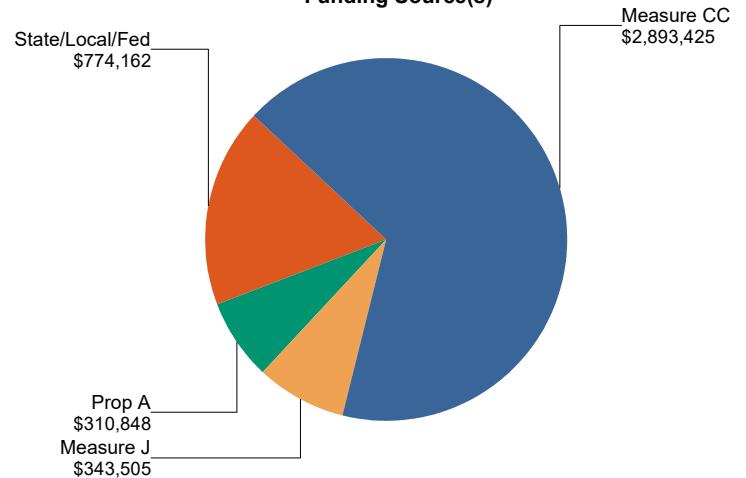
06/12/2028

ACADEMIC OCCUPANCY

06/12/2028

SUB-PROJECT COST BREAKDOWN

Cost Type "Bucket"	[a] Current Budget	[b] Contracted	[c] Expended	[d] Estimate at Completion	[e]=[a]-[d] Budget Variance
Asset, Move, Legal/Audit & Specialty	\$153,458	\$137,032	\$107,698	\$145,833	\$7,626
Construction	\$368,450	\$28,251	\$22,851	\$332,719	\$35,731
Program & Project Management	\$117,343	\$158,730	\$156,845	\$163,381	\$(46,038)
Programming & Design	\$3,682,688	\$3,423,882	\$3,029,881	\$3,680,006	\$2,681
Total Budget	\$4,321,939	\$3,747,895	\$3,317,275	\$4,321,939	\$0

Current Budget By Cost Type

Funding Source(s)


East Los Angeles College

Sub-Project/Building Level Detail

02E-265.00 - Demolition of Facilities Shops H9

SUB-PROJECT PROFILE

OVERALL STATUS: *In Design*

DESCRIPTION: Existing Facilities Shops H9 will be demolished. All utilities and services will be disconnected and foundations removed.

DESIGN START

10/19/2020

NTP CONSTRUCTION

10/07/2026

SUBSTANTIAL COMPLETION

04/04/2027

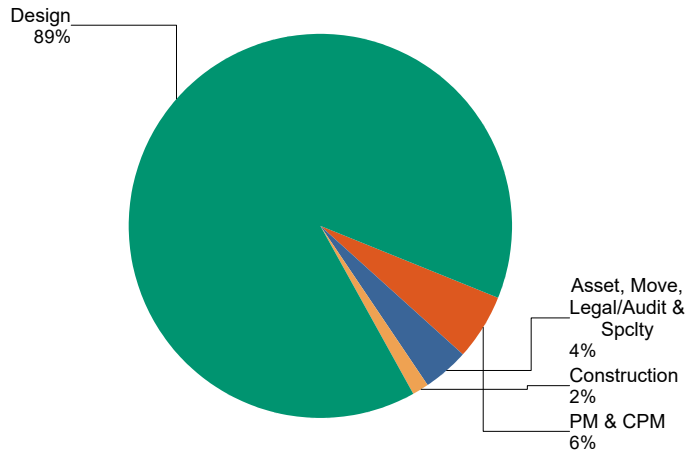
ACADEMIC OCCUPANCY

04/04/2027

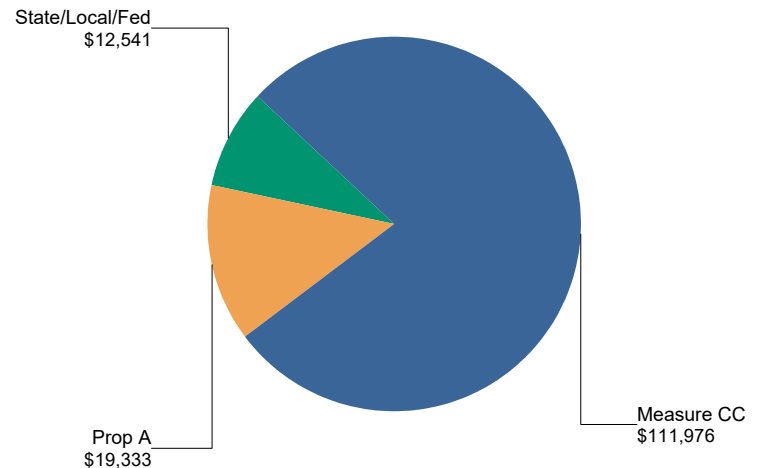
SUB-PROJECT COST BREAKDOWN

Cost Type "Bucket"	[a] Current Budget	[b] Contracted	[c] Expended	[d] Estimate at Completion	[e]=[a]-[d] Budget Variance
Asset, Move, Legal/Audit & Specialty	\$5,435	\$5,435	\$3,560	\$5,435	\$0
Construction	\$2,167	\$0	\$0	\$2,167	\$0
Program & Project Management	\$8,104	\$7,279	\$7,279	\$8,104	\$0
Programming & Design	\$128,144	\$86,028	\$85,278	\$128,144	\$0
Total Budget	\$143,850	\$98,742	\$96,117	\$143,850	\$0

Current Budget By Cost Type



Funding Source(s)



East Los Angeles College

Sub-Project/Building Level Detail

02E-265.01 - Demolition of Bungalows D7, Stadium Lot Storage and M&O Storage Containers

SUB-PROJECT PROFILE

OVERALL STATUS: *In Design*

DESCRIPTION: Existing Bungalow D7, Stadium Lot Storage and M&O Storage Containers will be demolished. All utilities and services will be disconnected and foundations removed.

DESIGN START

10/19/2020

NTP CONSTRUCTION

06/13/2028

SUBSTANTIAL COMPLETION

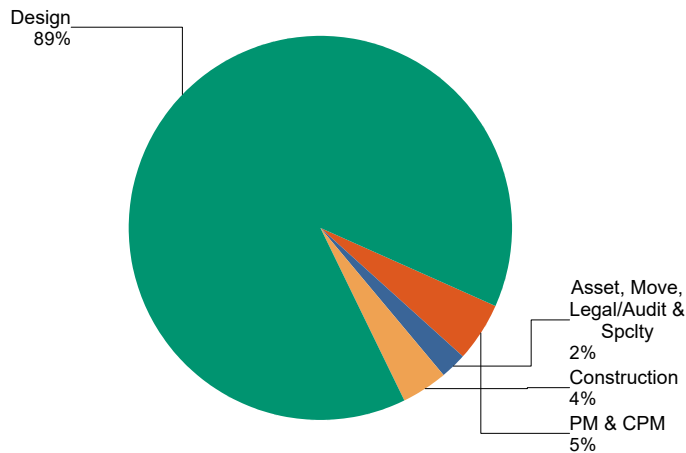
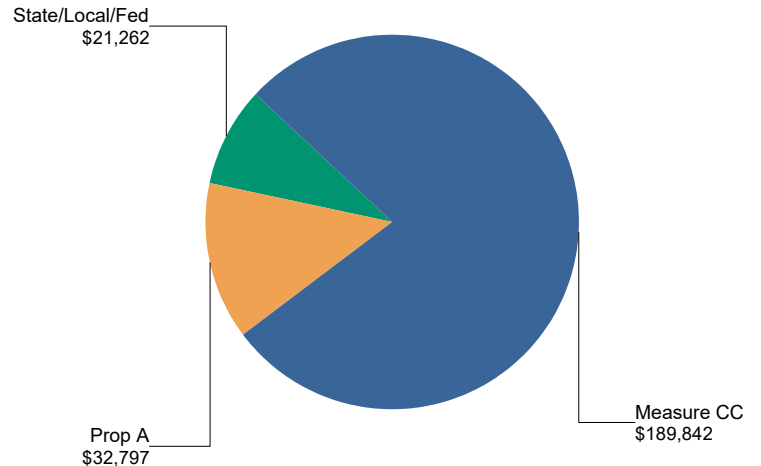
12/09/2028

ACADEMIC OCCUPANCY

12/09/2028

SUB-PROJECT COST BREAKDOWN

Cost Type "Bucket"	[a] Current Budget	[b] Contracted	[c] Expended	[d] Estimate at Completion	[e]=[a]-[d] Budget Variance
Asset, Move, Legal/Audit & Specialty	\$5,435	\$5,435	\$3,560	\$5,435	\$0
Construction	\$9,223	\$0	\$0	\$9,223	\$0
Program & Project Management	\$11,970	\$9,959	\$9,959	\$11,970	\$0
Programming & Design	\$217,273	\$145,810	\$72,159	\$217,273	\$0
Total Budget	\$243,901	\$161,204	\$85,678	\$243,901	\$0

Current Budget By Cost Type

Funding Source(s)


East Los Angeles College

Sub-Project/Building Level Detail

02E-266.00 - Kinesiology, Wellness and Athletics Center

SUB-PROJECT PROFILE

OVERALL STATUS: In Design

DESCRIPTION: The project will replace the entire aged and minimally functional built environment that houses the current Kinesiology, Wellness and Athletic departments, as well as provide intercollegiate fields for soccer and women's softball.

DESIGN START

09/18/2024

NTP CONSTRUCTION

05/21/2026

SUBSTANTIAL COMPLETION

07/08/2028

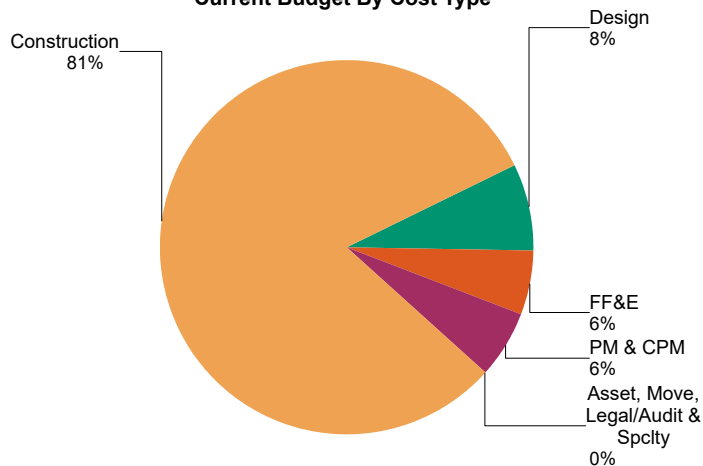
ACADEMIC OCCUPANCY

01/08/2029

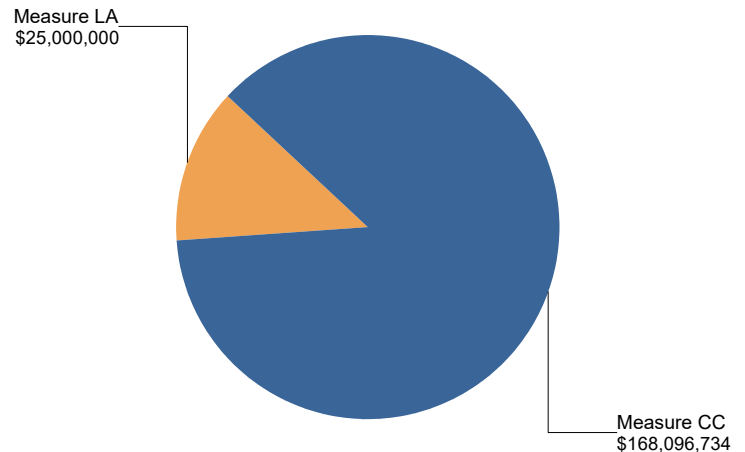
SUB-PROJECT COST BREAKDOWN

Cost Type "Bucket"	[a] Current Budget	[b] Contracted	[c] Expended	[d] Estimate at Completion	[e]=[a]-[d] Budget Variance
Asset, Move, Legal/Audit & Specialty	\$261,992	\$161,992	\$144,555	\$261,992	\$0
Construction	\$156,167,245	\$135,510,580	\$12,800	\$156,167,245	\$0
Furniture, Fixtures & Equipment	\$10,766,268	\$0	\$0	\$10,766,268	\$0
Program & Project Management	\$11,079,576	\$1,208,243	\$1,125,393	\$11,079,576	\$0
Programming & Design	\$14,821,653	\$13,284,987	\$5,996,415	\$14,821,653	\$0
Total Budget	\$193,096,734	\$150,165,801	\$7,279,164	\$193,096,734	\$0

Current Budget By Cost Type



Funding Source(s)



East Los Angeles College

Sub-Project/Building Level Detail

02E-266.02 - Soccer/Multi-Purpose Field

SUB-PROJECT PROFILE

OVERALL STATUS: *In Design*

DESCRIPTION: The soccer field project consists of programming, design and construction of an approximately 13,000 SF multi-purpose exterior synthetic athletic field including spectator seating, lighting, scoreboard, PA system, removeable goals, and accessible pathways

DESIGN START

09/18/2024

NTP CONSTRUCTION

01/02/2029

SUBSTANTIAL COMPLETION

06/30/2029

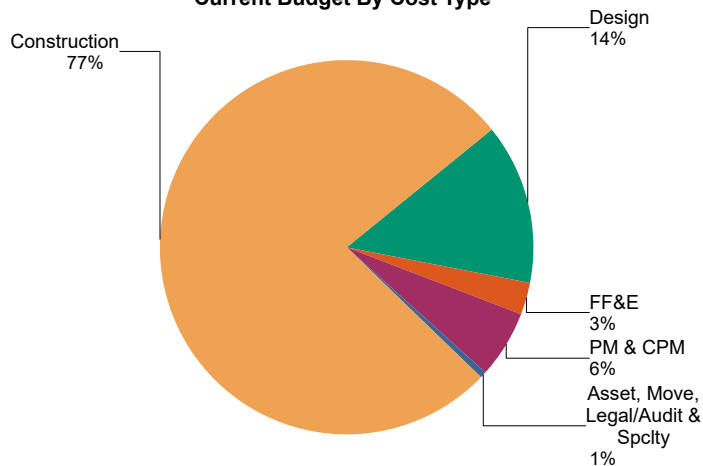
ACADEMIC OCCUPANCY

06/30/2029

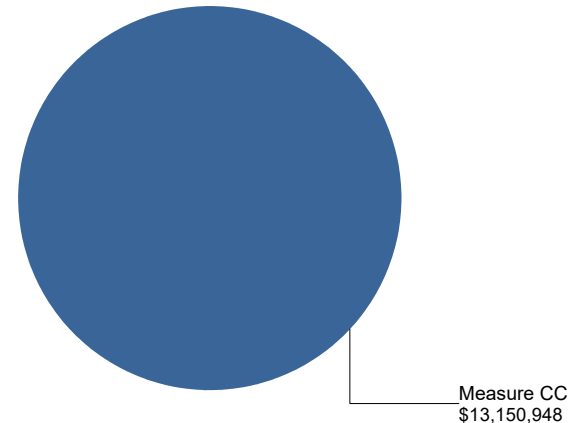
SUB-PROJECT COST BREAKDOWN

Cost Type "Bucket"	[a] Current Budget	[b] Contracted	[c] Expended	[d] Estimate at Completion	[e]=[a]-[d] Budget Variance
Asset, Move, Legal/Audit & Specialty	\$71,109	\$0	\$0	\$71,109	\$0
Construction	\$10,122,260	\$8,824,041	\$0	\$10,122,260	\$0
Furniture, Fixtures & Equipment	\$359,564	\$0	\$0	\$359,564	\$0
Program & Project Management	\$781,848	\$82,915	\$76,472	\$781,848	\$0
Programming & Design	\$1,816,167	\$1,615,673	\$632,622	\$1,816,167	\$0
Total Budget	\$13,150,948	\$10,522,629	\$709,094	\$13,150,948	\$0

Current Budget By Cost Type



Funding Source(s)



East Los Angeles College Exhibit A

Exhibit A East Los Angeles College Budget Transfer Log

East Los Angeles College

Sub-Project/Building Level Budget Transfer Log

Proj Ref	Project/Building Name	Established Budget	Current Budget	Variance	Approved Date
02E-203.02	Demolition of Facilities Offices K9A	\$16,966	\$16,966		05/04/2020
			\$45,804	\$28,838	09/09/2020
			\$45,814	\$10	09/25/2020
			\$42,755	\$(3,059)	12/18/2020
			\$126,012	\$83,256	02/17/2021
02E-203.03	Demolition of Facilities Storage K9B	\$15,788	\$15,788		05/04/2020
			\$42,194	\$26,405	09/08/2020
			\$39,394	\$(2,800)	12/18/2020
			\$115,601	\$76,207	02/17/2021
02E-206.04	Demolition of C1 Men's Gym	\$10,335	\$10,335		05/20/2021
			\$4,901,174	\$4,890,838	04/25/2023
			\$1,298,060	\$(3,603,114)	01/30/2024
02E-223.03	Equipment Expansion for Central Plant	\$9,856,059	\$9,856,059		04/27/2018
			\$29,260,000	\$19,403,941	04/27/2018
			\$36,889,718	\$7,629,717	11/18/2021
			\$38,889,718	\$2,000,000	11/22/2021
02E-228.02	C2 Bungalow Removal and Site Restoration	\$437,465	\$437,465		03/27/2019
02E-228.03	C2 Bungalow Removal	\$5,926	\$5,926		05/20/2021
			\$1,913,477	\$1,907,550	04/25/2023
			\$2,224,316	\$310,839	01/30/2024
02E-261.00	Nursing, Allied Health and Public Service Building	\$27,975,000	\$27,975,000		04/27/2018
			\$82,905,315	\$54,930,315	03/07/2019
			\$79,335,820	\$(3,569,495)	11/10/2021
			\$82,987,776	\$3,651,956	06/14/2024
02E-261.01	F9 & A6 Bungalow Removal and Site Restoration	\$1,582,947	\$1,582,947		03/15/2019
02E-261.02	G9 Demolition	\$3,141,614	\$3,141,614		03/15/2019
02E-264.00	Facilities M&O Replacement	\$386,184	\$386,184		04/10/2020
			\$301,300	\$(84,884)	04/30/2020
			\$817,397	\$516,097	09/03/2020
			\$826,997	\$9,600	11/10/2020

Budget transfers performed to reflect campus project re-prioritization of the strategic execution plan.

East Los Angeles College

Sub-Project/Building Level Budget Transfer Log

Proj Ref	Project/Building Name	Established Budget	Current Budget	Variance	Approved Date
			\$842,271	\$15,274	12/28/2020
			\$1,044,451	\$202,179	02/18/2021
			\$2,890,486	\$1,846,035	02/19/2021
			\$3,233,939	\$343,452	08/24/2021
			\$3,963,939	\$730,000	03/24/2022
			\$4,321,939	\$358,000	11/13/2023
<hr/>					
02E-265.00	Demolition of Facilities Shops H9	\$19,333	\$19,333		05/05/2020
			\$52,274	\$32,941	09/03/2020
			\$48,781	\$(3,493)	12/18/2020
			\$143,850	\$95,068	02/17/2021
<hr/>					
02E-265.01	Demolition of Bungalows D7, Stadium Lot Storage and Mf	\$32,797	\$32,797		05/04/2020
			\$88,645	\$55,847	09/09/2020
			\$66,960	\$(21,684)	10/12/2020
			\$88,645	\$21,684	10/13/2020
			\$82,723	\$(5,922)	12/18/2020
			\$243,901	\$161,178	02/17/2021
<hr/>					
02E-266.00	Kinesiology, Wellness and Athletics Center	\$3,391,345	\$3,391,345		05/20/2021
			\$9,078,607	\$5,687,262	10/26/2021
			\$166,943,282	\$157,864,674	04/25/2023
			\$193,096,734	\$26,153,452	01/28/2024
<hr/>					
02E-266.02	Soccer/Multi-Purpose Field	\$13,817,867	\$13,817,867		04/25/2023
			\$13,150,948	\$(666,919)	01/28/2024
<hr/>					

Budget transfers performed to reflect campus project re-prioritization of the strategic execution plan.

East Los Angeles College

Exhibit B

Exhibit B

East Los Angeles College

Non-Active and Non-Pending Subprojects

East Los Angeles College

Non Active and Non-Pending Sub-Projects

Cancelled		Current Budget	EAC	Funding Variance
02E-213.00	Campus Center F5	\$36,399	\$36,399	\$0
02E-216.00	Community Outreach Educational Center	\$13,608	\$13,608	\$0
02E-222.06	Science Career & Mathematics Building H8 (Physics)	\$170,329	\$170,329	\$0
02E-231.01	F9-B2 Bungalows (Temp Space)	\$598,728	\$598,728	\$0
02E-232.00	Health Careers Center	\$2,445,075	\$2,445,075	\$0
02E-262.00	Nursing and Allied Health Building	\$0	\$0	\$0
02E-263.01	Demolition of E9 Women's Gym	\$23,621	\$23,621	\$0
02E-266.01	Softball Field	\$245,886	\$245,886	\$0
02E-279.08	Campus-Wide Improvements - Tech Center Central Quad	\$45,758	\$45,758	\$0
		\$3,579,406	\$3,579,406	\$0
Completed		Current Budget	EAC	Funding Variance
02E-201.00	Health Care Careers Center	\$22,585	\$22,585	\$0
02E-202.00	Parking Structure Lot 3	\$29,647,389	\$29,647,389	\$0
02E-203.00	Physical Plant Building	\$3,666,099	\$3,666,099	\$0
02E-203.01	Plant Facilities Bldg. Fire Line	\$162,206	\$162,206	\$0
02E-205.00	Parking Structure Lot 4/Facilities Maintenance (Northeast)	\$16,621,254	\$16,621,254	\$0
02E-206.02	Fitness Center- Men's Gym	\$714,436	\$714,436	\$0
02E-206.03	Men's Fitness Center Conversion	\$88,200	\$88,200	\$0
02E-207.00	Performing and Fine Arts Complex	\$83,152,480	\$83,152,480	\$0
02E-207.01	Performing and Fine Arts Complex - Construction Repairs	\$4,300,000	\$4,300,000	\$0
02E-208.00	Parking Structure Study	\$11,270	\$11,270	\$0
02E-210.00	Language Arts Center	\$189,190	\$189,190	\$0
02E-211.01	Stadium Synthetic Turf	\$758,834	\$758,834	\$0
02E-211.02	PE Fields - Track and Field Events	\$1,050,391	\$1,050,391	\$0
02E-211.03	PE Fields - Baseball Safety Fencing	\$16,461	\$16,461	\$0
02E-211.04	PE Fields - Baseball Lockers, Dugout & Fencing	\$2,327,467	\$2,327,467	\$0
02E-211.05	PE Fields - Ramp to Temporary Parking	\$257,890	\$257,890	\$0
02E-211.06	PE Fields - Women's Softball Field	\$1,774,093	\$1,774,093	\$0
02E-211.07	ELAC Stadium-Benches & Concrete Sealing	\$79,429	\$79,429	\$0
02E-211.08	Swim Stadium Modernization	\$24,280	\$24,280	\$0
02E-212.00	Bailey Library Learning Center Modernization	\$16,773,899	\$16,773,899	\$0
02E-212.01	Campus Conference Center	\$239,667	\$239,667	\$0
02E-212.02	Bailey Library - Electrical and Mechanical Upgrade	\$2,029,824	\$2,029,824	\$0
02E-212.03	Bailey Library - Roof Replacement	\$1,350	\$1,350	\$0
02E-214.02	Baum Center	\$24,066,294	\$24,066,294	\$0
02E-215.00	Stadium Modernization - Phase 1	\$5,612,169	\$5,612,169	\$0
02E-215.01	ELAC Stadium Modernization	\$767,136	\$767,136	\$0
02E-215.02	ELAC Stadium - Bleacher Covers	\$659,026	\$659,026	\$0
02E-215.03	ELAC Stadium - Stadium Concrete Coating	\$752,890	\$752,890	\$0
02E-215.05	ELAC Stadium - Alteration Scoreboard	\$1,119,526	\$1,119,526	\$0
02E-215.06	ELAC Stadium - Artificial Turf Replacement	\$524,414	\$524,414	\$0
02E-217.00	Student Services Building E1	\$36,083,236	\$36,083,236	\$0
02E-218.00	Academic Network Integrated Backbone	\$4,058,025	\$4,058,025	\$0

East Los Angeles College

Non Active and Non-Pending Sub-Projects

Completed		Current Budget	EAC	Funding Variance
02E-219.02	Vicky Chang Technology Building	\$9,434,399	\$9,434,399	\$0
02E-221.01	Transit Center- Site Preparation	\$285,040	\$285,040	\$0
02E-221.02	Transit Center Accessibility	\$103,005	\$103,005	\$0
02E-221.03	K5 Retaining Wall	\$250,977	\$250,977	\$0
02E-222.00	Science Career & Mathematics Building	\$3,734,495	\$3,734,495	\$0
02E-222.01	Science Career & Mathematics Building - Swing Space	\$6,911,994	\$6,911,994	\$0
02E-222.02	Science Career & Mathematics Building - Demolition Phase	\$1,983,528	\$1,983,528	\$0
02E-222.03	Science Career & Mathematics Building G5 (Classrooms/Labs)	\$51,107,633	\$51,107,633	\$0
02E-222.04	Science Career & Mathematics Building G7 (Lecture Bldg.)	\$2,966,671	\$2,966,671	\$0
02E-222.05	Science Career & Mathematics Building G8 (Earth Science)	\$16,285,747	\$16,285,747	\$0
02E-222.07	Site Restorations at Bungalow Complexes	\$2,657,322	\$2,657,322	\$0
02E-223.01	Northwest Parking Photovoltaic Farm	\$117,199	\$117,199	\$0
02E-223.02	Central Plant	\$29,284,212	\$29,284,212	\$0
02E-226.00	Ceiling Mitigation Phase 2	\$3,220	\$3,220	\$0
02E-227.00	Northeast Parking Resurfacing	\$475,838	\$475,838	\$0
02E-228.00	E3 & E5 Replacement Building	\$17,120,434	\$17,120,434	\$0
02E-228.01	Sewer Spill Clean Up at F7	\$930	\$930	\$0
02E-230.00	Men's Baseball Field Renovation-Parking Lot to Baseball Field	\$2,086,822	\$2,086,822	\$0
02E-230.01	Baseball Paving & Fencing	\$726,698	\$726,698	\$0
02E-231.00	Campus Student Center/ Book Store Complex	\$36,876,215	\$36,876,215	\$0
02E-231.02	Campus Student Center/ Book Store Complex - Demolition	\$388,053	\$388,053	\$0
02E-232.01	Health Careers Center- Swing Space	\$18,868	\$18,868	\$0
02E-233.00	General Classroom Building	\$0	\$0	\$0
02E-234.00	Ernest H. Moreno Language Arts and Humanities	\$75,080,212	\$75,080,212	\$0
02E-234.01	Student Success and Retention Center / Swing Space	\$2,598,132	\$2,598,132	\$0
02E-234.02	Site Restorations at Bungalow Complexes	\$1,220,405	\$1,220,405	\$0
02E-234.03	Student Success and Retention Center - Demolition	\$0	\$0	\$0
02E-234.04	E3 Retention Tank Repair	\$8,166,765	\$8,166,765	\$0
02E-235.00	Marquees	\$1,934,626	\$1,934,626	\$0
02E-235.01	ELAC - Three Marquees Renovation	\$411,931	\$411,931	\$0
02E-263.00	E9 Gymnasium Modernization - Phase 1	\$173,830	\$173,830	\$0
02E-272.01	Campus-Wide Improvements - Fire Alarm	\$644,627	\$644,627	\$0
02E-273.02	Utility Infrastructure and Traffic Improvements	\$27,527,647	\$27,527,647	\$0
02E-273.03	EAST-CENTRAL FIRE PUMP	\$34,899	\$34,899	\$0
02E-273.04	Parking Structure Lot 3 Site Preparation Package	\$7,084,622	\$7,084,622	\$0
02E-273.05	RWGPL	\$413,406	\$413,406	\$0
02E-273.07	RWGPL-OffSite Fire Line	\$31,707	\$31,707	\$0
02E-274.02	Campus Improvements - Outdoor Marquee and Signage	\$58,432	\$58,432	\$0
02E-274.03	Campus Improvements - Entry Plaza	\$8,974,883	\$8,974,883	\$0
02E-275.00	Restrooms-Modernization Bldg	\$1,051,877	\$1,051,877	\$0
02E-276.00	Demolition - Master	\$46,360	\$46,360	\$0
02E-276.01	Demolition -Facilities	\$1,667,291	\$1,667,291	\$0
02E-276.02	Demolition - K8 Building	\$40,352	\$40,352	\$0
02E-277.00	Temporary Facilities - Master	\$119,916	\$119,916	\$0

East Los Angeles College

Non Active and Non-Pending Sub-Projects

Completed		Current Budget	EAC	Funding Variance
02E-277.01	Temporary Facilities - Relocation or Swing Space	\$3,325,809	\$3,325,809	\$0
02E-277.02	Temporary Facilities - Off Site Parking	\$1,941,928	\$1,941,928	\$0
02E-277.03	Temporary Facilities - Relocation of Swing Space - N2 Relocatio	\$857,593	\$857,593	\$0
02E-277.04	Temporary Facilities - R5 Replacement	\$1,523,196	\$1,523,196	\$0
02E-277.05	Temporary Facilities - R5A Relocation	\$839,180	\$839,180	\$0
02E-277.06	Temporary Facilities - K6 Relocation	\$46,474	\$46,474	\$0
02E-277.07	Temporary Facilities - N2 Modernization	\$118,464	\$118,464	\$0
02E-277.08	Temporary Facilities - Lease Component	\$772,726	\$772,726	\$0
02E-277.09	Temporary Facilities - Swing Space Phase 2	\$2,550,364	\$2,550,364	\$0
02E-277.10	Art Relocation F6,F7,F8	\$4,577,004	\$4,577,004	\$0
02E-277.11	Conversion Baseball Field to Parking Lot	\$435,962	\$435,962	\$0
02E-277.12	BAILEY LIBRARY RELOCATION	\$145,277	\$145,277	\$0
02E-279.03	Campus-Wide Improvements - E3 & E5 Multimedia Conversion	\$594,109	\$594,109	\$0
02E-279.04	Campus-Wide Improvements - F, G, H, & K Mechanical and Ele	\$1,229,198	\$1,229,198	\$0
02E-279.05	Campus-Wide Improvements - SCE Transformer Upgrades	\$322,659	\$322,659	\$0
02E-279.09	Campus-Wide Improvements - Site Power Upgrade Study	\$34,000	\$34,000	\$0
02E-279.11	Buildings Utility & Site Improvements	\$229,648	\$229,648	\$0
02E-279.15	Campus-Wide Improvements - Building E7 & E8 Abatement	\$122,648	\$122,648	\$0
02E-279.17	Campus-Wide Improvements - Feeder 7	\$13,565	\$13,565	\$0
02E-279.18	Campus-Wide Improvements - Fire Loop	\$529,155	\$529,155	\$0
02E-279.20	F,GH & K Mechanical and Electrical Upgrades	\$101,370	\$101,370	\$0
02E-279.21	E9 & G9 Boiler Replacement	\$286,783	\$286,783	\$0
		\$578,249,746	\$578,249,746	\$0
Support Services		Current Budget	EAC	Funding Variance
02E-256.01	DW-SCANNING & CODING	\$567	\$567	\$0
02E-273.08	RWGPL - Monterey Park Water Upgrade	\$1,500,000	\$1,500,000	\$0
02E-289.00	Campus Program Management - Asset Assessment and Move r	\$1,077,482	\$1,077,482	\$0
02E-290.00	Campus Program Management - Program Management Service	\$15,075,258	\$15,075,258	\$0
02E-290.OCIP	East OCIP	\$3,045,138	\$3,045,138	\$0
02E-291.00	Campus Program Management - Project Management Services	\$24,790,723	\$24,790,723	\$0
02E-292.00	Campus Program Management - Reimbursables	\$1,259,845	\$1,259,845	\$0
02E-293.00	Campus Program Management - Legal Services	\$652,878	\$652,878	\$0
02E-294.00	Campus Program Management - Performance / Financial Auditii	\$450,520	\$450,520	\$0
02E-295.00	Campus Program Management - Other Consulting Services	\$4,871,889	\$4,871,889	\$0
02E-296.00	Campus Program Management - Inspection and Testing	\$276	\$276	\$0
02E-297.00	Campus Program Management - Election Costs - Prop A	\$72,356	\$72,356	\$0
02E-299.00	Campus Program Management - Owner's Reserve	\$0	\$0	\$0
02E-2PR.00	Program Reserve 2017 Release - East	\$2,207,369	\$2,207,369	\$0
		\$55,004,303	\$55,004,303	\$0
Land Aquisition		Current Budget	EAC	Funding Variance
02E-278.00	Corporate Center for Health Career	\$13,459,468	\$13,459,468	\$0
		\$13,459,468	\$13,459,468	\$0

East Los Angeles College

Non Active and Non-Pending Sub-Projects

Master Plan		Current Budget	EAC	Funding Variance
02E-260.01	Master Planning Phase II	\$0	\$0	\$0
02E-260.02	EIR Phase II	\$0	\$0	\$0
02E-260.03	Survey Phase II	\$0	\$0	\$0
02E-270.00	Master Planning	\$323,895	\$323,895	\$0
02E-279.00	Campus-Wide Improvements - Master	\$20,413	\$20,413	\$0
02E-280.00	Master Planning: Site Survey and Infrastructure Studies	\$42,170	\$42,170	\$0
02E-281.00	Environmental Impact Report	\$43,425	\$43,425	\$0
02E-281.01	Environmental Impact Report Update	\$507,245	\$507,245	\$0
		\$937,148	\$937,148	\$0
Procurement		Current Budget	EAC	Funding Variance
02E-254.01	Waterless urinals	\$114,600	\$114,600	\$0
02E-254.02	Video Conference - Construction	\$0	\$0	\$0
02E-255.02	Bulk Purchase - Power tools	\$106	\$106	\$0
02E-255.03	Bulk Purchase - ATHLET/FIT EQUIPMENT	\$5	\$5	\$0
02E-255.04	Bulk Purchase - Musical Instruments	\$441	\$441	\$0
02E-255.05	Video Conference Equipment	\$0	\$0	\$0
02E-255.06	Bulk Purchase - CHILD DEV CTR F&E	\$17	\$17	\$0
		\$115,168	\$115,168	\$0

East Los Angeles College

Exhibit C

Exhibit C

East Los Angeles College

Budget Transfer Log (2014 thru 2017 Rebaseline)

Los Angeles Harbor College

College Building Program Overview

For 75 years, Los Angeles Harbor College has provided educational programs and support services to meet the needs of the diverse communities within the South Bay and the adjacent communities of the Palos Verdes Peninsula, Port of Long Beach and neighboring cities of San Pedro, Torrance, Carson, Gardena and Wilmington. LAHC presents a broad range of curriculum geared toward helping students prepare themselves for life in the 21st century and offering a variety of programs and services to help its students achieve life goals.

Since 2001, BuildLACCD's investment has transformed the 83-acre property as a model for state-of-the-art and sustainable learning environments.



The new Southeast Hall and adjoining plaza will establish the signature entryway for Los Angeles Harbor College. The two-story, approximately 54,000-square-foot, multi-purpose facility will house the Health Sciences including Nursing, CNA, EMT, Student Services programs, and a multi-purpose room. 136 rooftop photovoltaic panels will provide up to 15% of the building energy use. The exteriors will utilize drought-tolerant landscaping and a subsurface irrigation system. With the addition of this all-electric, LEED Silver building, Southeast Hall will reduce the College's overall greenhouse emissions and advance the campus towards a 100% carbon-free energy future.

Recent projects completed by BuildLACCD include the Student Union, a 59,950-square-foot, two-story facility, that includes a multi-purpose room, classrooms, student government meeting rooms, restaurant, culinary education kitchens and demonstration kitchen spaces with associated office space. The Central Green infrastructure project re-developed the main quad with new landscape, hardscape, lighting and wayfinding signage improvements. The new Data Center, relocated to the Student Union, added redundancy and reliability to the campus technology infrastructure.

Completed in 2012, the LEED-Platinum Science Complex includes a 1,200-panel photovoltaic system on the 74,000 square-foot building.

Currently in design, the Campus Perimeter Fencing Improvements will provide a cohesive look to the campus perimeter and improve vehicle and pedestrian access to the campus. The Marquee Sign Upgrade will modernize the campus prominent marquee sign with energy efficient, LED technology.

Looking to the future, planning continues to update or replace the underground infrastructure and plans for a robust stormwater capture and reuse program.

COLLEGE PROGRESS SUMMARY (December 2024)

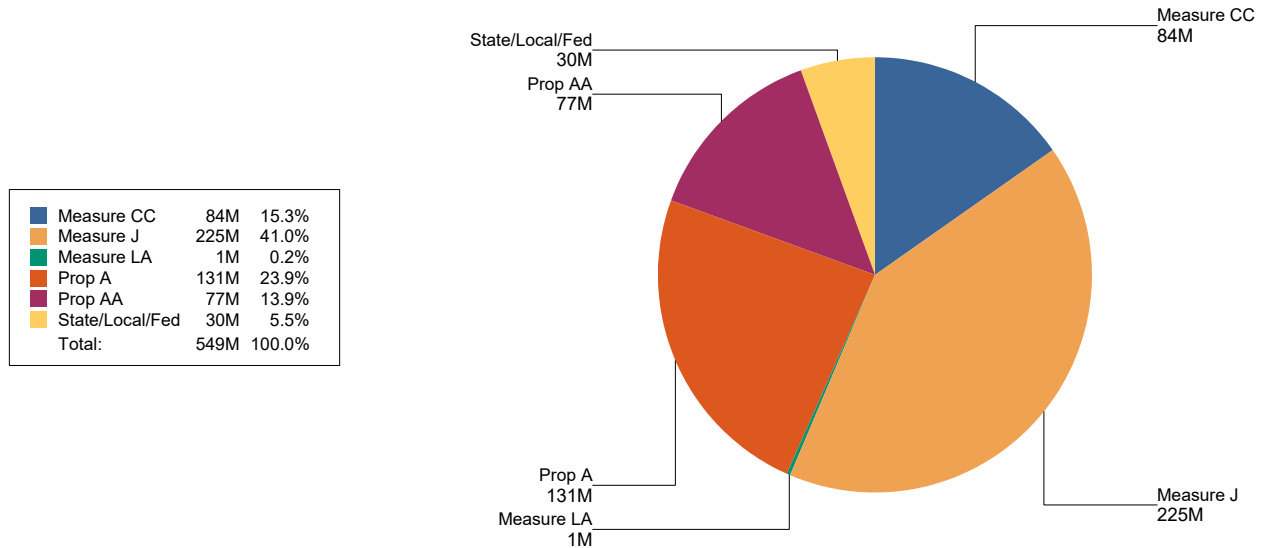
Sub Project Number	Sub Project Title	Sub Project Status	Const. % Complete	Academic Occupancy Date	Progress Summary
03H-306.00	Southeast Hall	In Construction	53.00%	08/25/2025	All levels framing continuing, all floors dry wall installation continuing, electrical wiring on all floors ongoing, Underground Utilities on going, and site work has commenced.

Los Angeles Harbor College

College Funding and Overall Budget

The \$548M budgeted to the Campus is comprised of bond funds under Proposition A, Proposition AA, and Measure J/CC, and State Contribution consisting of Capital Outlay, Scheduled Maintenance Projects (SMP), grants and other. The Technology Building, Child Development Center, PE Wellness Center and the New Learning Resource Center projects were partly funded with State capital outlay funds.

PROGRAM FUNDING



COLLEGE BUDGET

Cost Type "Bucket"	[a] Current Budget	[b] Contracted	[c] Expended	[d] Estimate at Completion	[e]=[a]-[d] Budget Variance
Furniture, Fixtures & Equipment	\$22,321,418	\$16,784,697	\$16,784,683	\$22,321,418	\$0
Construction	\$402,758,048	\$381,350,969	\$356,634,905	\$402,758,048	\$0
Programming & Design	\$54,451,136	\$53,836,573	\$52,422,103	\$54,451,136	\$0
Land Acquisition	\$990	\$990	\$990	\$990	\$0
Program & Project Management	\$60,748,290	\$58,418,098	\$57,611,460	\$60,748,290	\$0
Owner's Reserve	\$0	\$0	\$0	\$0	\$0
Asset, Move, Legal/Audit & Specialty	\$8,611,021	\$8,510,836	\$8,488,674	\$8,611,021	\$0
Total Budget	\$548,890,904	\$518,902,163	\$491,942,814	\$548,890,904	\$0

Los Angeles Harbor College

Sub-Project List

SUB-PROJECTS						
Sub-Project ID	Project/Building Name	Status	[a] Current Budget	[b] Estimate at Completion	[c]=[a]-[b] Budget Variance	Academic Occupancy Date
03H-306.00	Southeast Hall	In Construction	\$72,400,779	\$72,400,779	\$0	08/25/2025
03H-310.00	Campus Perimeter Fencing Improvements	In Procurement	\$6,701,020	\$6,701,020	\$0	06/26/2026
03H-328.01	Demolition of Nursing Building	In Design	\$2,099,356	\$2,099,356	\$0	11/26/2026
03H-335.03	Demolition of General Classroom Bldg.	In Design	\$1,240,267	\$1,240,267	\$0	11/26/2026
03H-335.04	Demolition of Special Program & SVCS (DSPS)	In Design	\$232,800	\$232,800	\$0	11/23/2025
03H-364.01	Marquee Sign Upgrade	In Design	\$4,168,654	\$4,168,654	\$0	03/12/2026
03H-379.07	Campus Wide Utilities Improvements	In Design	\$5,131,336	\$5,131,336	\$0	08/21/2026
Total Active Subprojects			\$91,974,211	\$91,974,211	\$0	
03H-329.00	Old Administration Modernization	Deferred	\$5,186,629	\$5,186,629	\$0	
Total Pending Subprojects			\$5,186,629	\$5,186,629	\$0	
Cancelled*			\$1,549,703	\$1,549,703	\$0	
Completed*			\$409,863,922	\$409,863,922	\$0	
Master Plan			\$2,451,593	\$2,451,593	\$0	
Miscellaneous			\$277,552	\$277,552	\$0	
Procurement			\$34,736	\$34,736	\$0	
Support Services			\$37,552,558	\$37,552,558	\$0	
All Remaining Subprojects			\$451,730,063	\$451,730,063	\$0	
Total Los Angeles Harbor College Subprojects			\$548,890,903	\$548,890,903	\$0	

*Completed and Cancelled Sub-Projects are Reference Exhibit B.

Los Angeles Harbor College

Sub-Project/Building Level Detail

03H-306.00 - Southeast Hall

SUB-PROJECT PROFILE

OVERALL STATUS: In Construction

DESCRIPTION: Complete design and construction of the new Southeast Hall at Los Angeles Harbor College. The new Southeast Hall, a new three story multi-purpose facility (approximately 60,000 SF) will potentially provide space and accommodate the following programs:

- | | |
|---------------------------------------|-----------------------|
| 1. Health Sciences & Nursing Programs | 7. Community Services |
| 2. Adult Education | 8. General Classrooms |
| 3. Global Logistics Program | 9. Life Skill Center |
| 4. DSPS | 10. Dream Center |
| 5. Veteran's Center | 11. Onboarding Lab |
| 6. Health Center | |

Southeast Hall is a new three story multi-purpose facility proposed to be constructed in the footprints of the existing Old Administration Building aka CEB. It will be facing Figueroa place near I-110 freeway so it will provide additional visibility for LA Harbor College to the daily commuters on the freeway.

DESIGN START

09/20/2021

NTP CONSTRUCTION

07/14/2023

SUBSTANTIAL COMPLETION

06/09/2025

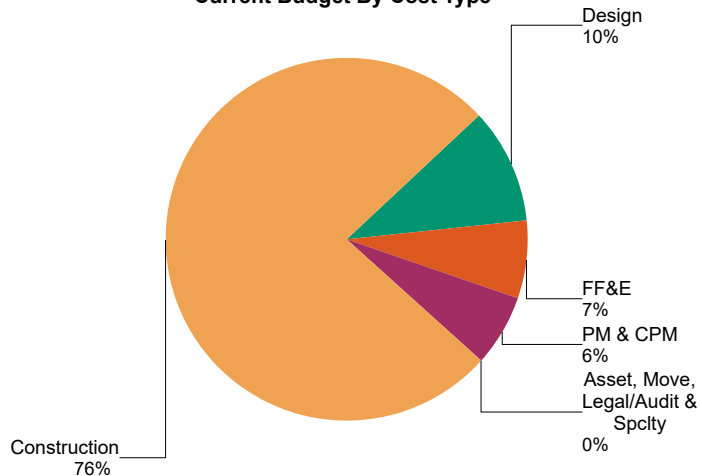
ACADEMIC OCCUPANCY

08/25/2025

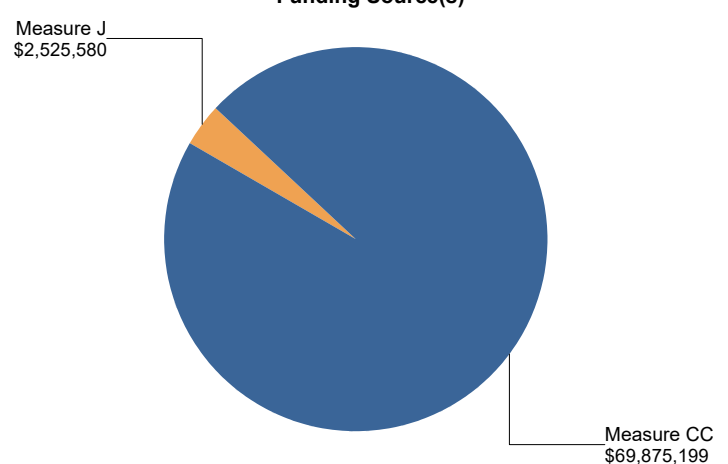
SUB-PROJECT COST BREAKDOWN

Cost Type "Bucket"	[a] Current Budget	[b] Contracted	[c] Expended	[d] Estimate at Completion	[e]=[a]-[d] Budget Variance
Asset, Move, Legal/Audit & Specialty	\$42,000	\$0	\$0	\$42,000	\$0
Construction	\$55,277,077	\$50,085,924	\$25,466,696	\$55,277,077	\$0
Furniture, Fixtures & Equipment	\$5,161,020	\$0	\$0	\$5,161,020	\$0
Program & Project Management	\$4,529,675	\$4,419,985	\$4,233,872	\$4,529,675	\$0
Programming & Design	\$7,391,008	\$7,361,543	\$6,349,057	\$7,391,008	\$0
Total Budget	\$72,400,779	\$61,867,452	\$36,049,625	\$72,400,779	\$0

Current Budget By Cost Type



Funding Source(s)



Los Angeles Harbor College

Sub-Project/Building Level Detail

03H-310.00 - Campus Perimeter Fencing Improvements

SUB-PROJECT PROFILE

OVERALL STATUS: In Procurement

DESCRIPTION: Los Angeles Harbor College "LAHC" will provide improvements to the campus enclosure system with new sections of perimeter fencing & gates; wire-welded fencing along the southern portion of the campus, ornamental fencing along L Street and Figueroa Place, new pedestrian and vehicular access-controlled gates. In addition, necessary Path of Travel ("POT") and parking lot upgrade requirements are included as part of the project scope.

DESIGN START

04/25/2022

NTP CONSTRUCTION

03/03/2025

SUBSTANTIAL COMPLETION

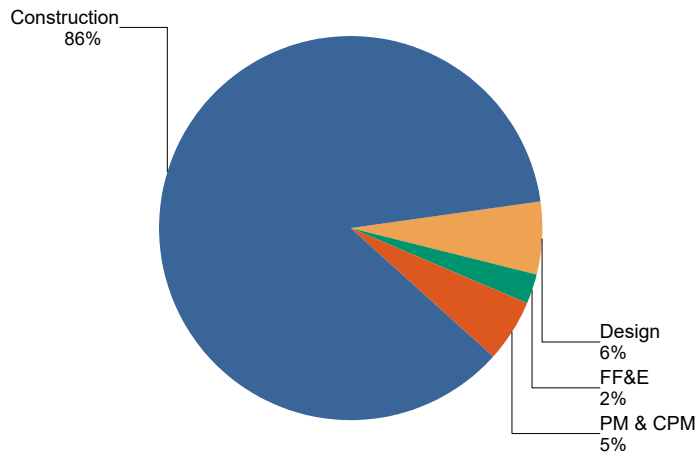
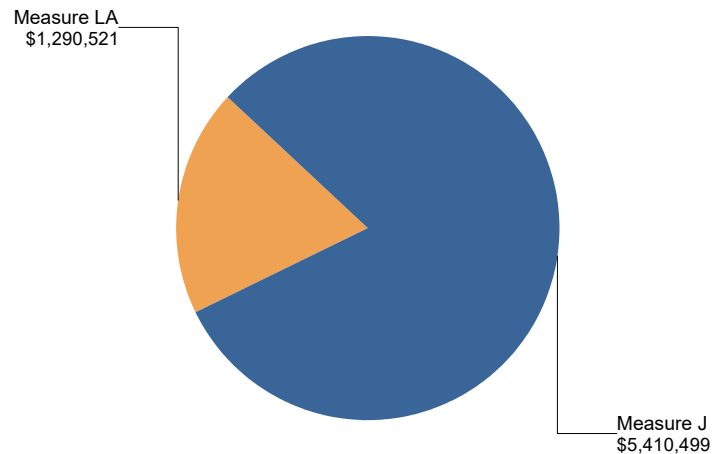
06/26/2026

ACADEMIC OCCUPANCY

06/26/2026

SUB-PROJECT COST BREAKDOWN

Cost Type "Bucket"	[a] Current Budget	[b] Contracted	[c] Expended	[d] Estimate at Completion	[e]=[a]-[d] Budget Variance
Construction	\$5,770,700	\$0	\$0	\$5,770,700	\$0
Furniture, Fixtures & Equipment	\$167,511	\$0	\$0	\$167,511	\$0
Program & Project Management	\$345,025	\$327,525	\$207,937	\$345,025	\$0
Programming & Design	\$417,784	\$142,950	\$37,450	\$417,784	\$0
Total Budget	\$6,701,020	\$470,475	\$245,387	\$6,701,020	\$0

Current Budget By Cost Type

Funding Source(s)


Los Angeles Harbor College

Sub-Project/Building Level Detail

03H-328.01 - Demolition of Nursing Building

SUB-PROJECT PROFILE

OVERALL STATUS: In Design

DESCRIPTION: Demolition of Nursing Building will include the demolition or removal scope of the existing structure (21,499 SF) and the surrounding landscape/hardscape.

DESIGN START

11/01/2022

NTP CONSTRUCTION

04/01/2026

SUBSTANTIAL COMPLETION

11/26/2026

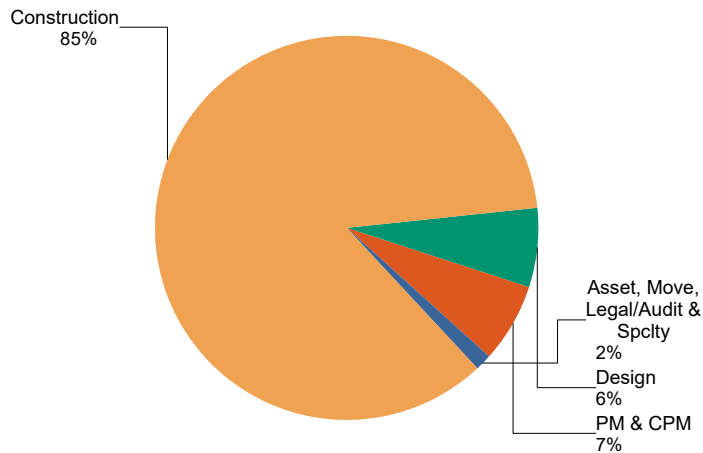
ACADEMIC OCCUPANCY

11/26/2026

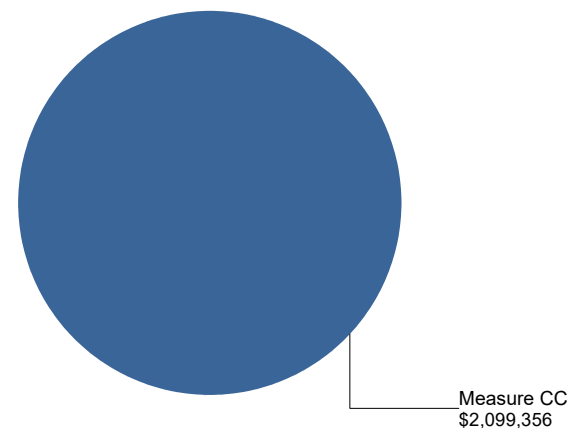
SUB-PROJECT COST BREAKDOWN

Cost Type "Bucket"	[a] Current Budget	[b] Contracted	[c] Expended	[d] Estimate at Completion	[e]=[a]-[d] Budget Variance
Asset, Move, Legal/Audit & Specialty	\$31,973	\$27,916	\$12,657	\$31,973	\$0
Construction	\$1,789,384	\$0	\$0	\$1,789,384	\$0
Program & Project Management	\$142,842	\$133,653	\$120,040	\$142,842	\$0
Programming & Design	\$135,157	\$83,474	\$61,052	\$135,157	\$0
Total Budget	\$2,099,356	\$245,043	\$193,748	\$2,099,356	\$0

Current Budget By Cost Type



Funding Source(s)



Los Angeles Harbor College

Sub-Project/Building Level Detail

03H-335.03 - Demolition of General Classroom Bldg.

SUB-PROJECT PROFILE

OVERALL STATUS: In Design

DESCRIPTION: Demolition of General Classroom Building will include the demolition or removal scope of the existing structure (14,336 SF) and the surrounding landscape/hardscape.

DESIGN START

11/01/2022

NTP CONSTRUCTION

04/01/2026

SUBSTANTIAL COMPLETION

11/26/2026

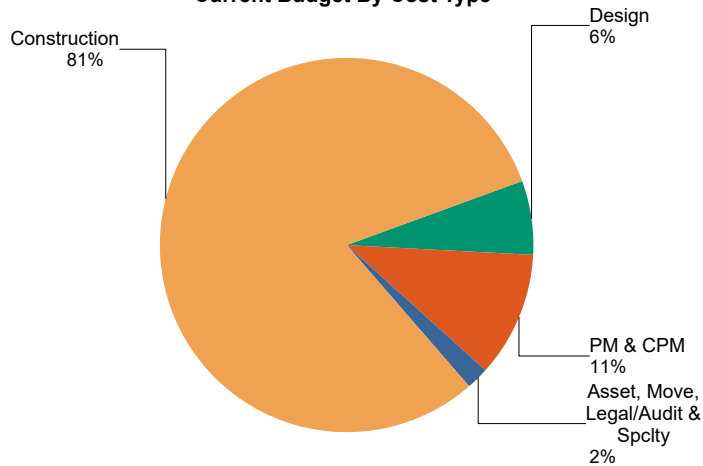
ACADEMIC OCCUPANCY

11/26/2026

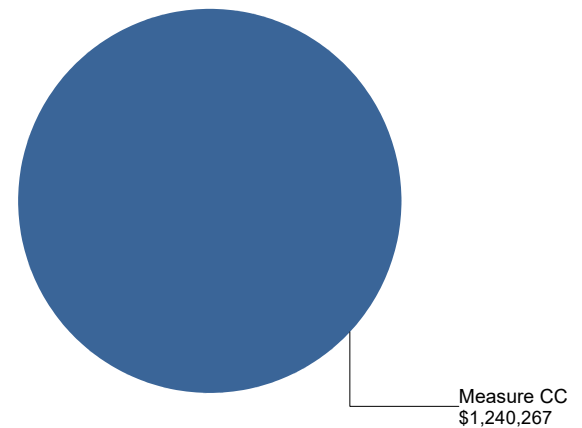
SUB-PROJECT COST BREAKDOWN

Cost Type "Bucket"	[a] Current Budget	[b] Contracted	[c] Expended	[d] Estimate at Completion	[e]=[a]-[d] Budget Variance
Asset, Move, Legal/Audit & Specialty	\$22,397	\$22,397	\$15,494	\$22,397	\$0
Construction	\$1,004,844	\$0	\$0	\$1,004,844	\$0
Program & Project Management	\$132,662	\$131,789	\$111,457	\$132,662	\$0
Programming & Design	\$80,364	\$65,202	\$44,936	\$80,364	\$0
Total Budget	\$1,240,267	\$219,388	\$171,887	\$1,240,267	\$0

Current Budget By Cost Type



Funding Source(s)



Los Angeles Harbor College

Sub-Project/Building Level Detail

03H-335.04 - Demolition of Special Program & SVCS (DSPS)

SUB-PROJECT PROFILE

OVERALL STATUS: *In Design*

DESCRIPTION: Demolition of Special Program & SVCS (DSPS) will include the demolition or removal scope of the existing modular bungalows (2,340 SF) and the surrounding landscape/hardscape.

DESIGN START

09/20/2021

NTP CONSTRUCTION

06/30/2025

SUBSTANTIAL COMPLETION

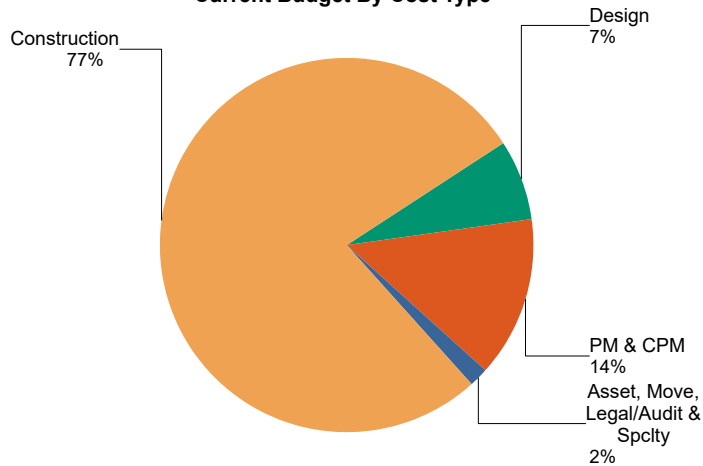
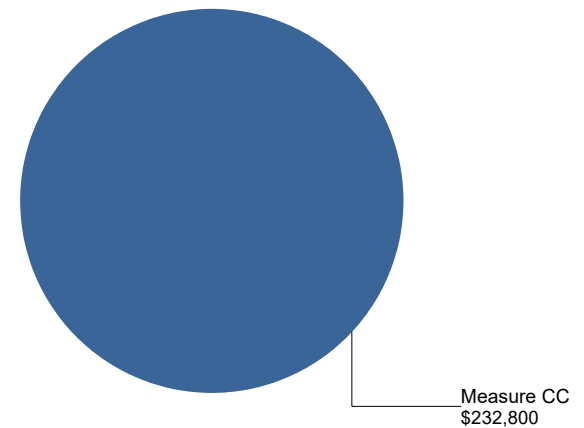
11/23/2025

ACADEMIC OCCUPANCY

11/23/2025

SUB-PROJECT COST BREAKDOWN

Cost Type "Bucket"	[a] Current Budget	[b] Contracted	[c] Expended	[d] Estimate at Completion	[e]=[a]-[d] Budget Variance
Asset, Move, Legal/Audit & Specialty	\$4,122	\$0	\$0	\$4,122	\$0
Construction	\$180,118	\$98,164	\$1,327	\$180,118	\$0
Program & Project Management	\$32,578	\$27,467	\$6,461	\$32,578	\$0
Programming & Design	\$15,982	\$14,380	\$1,424	\$15,982	\$0
Total Budget	\$232,800	\$140,011	\$9,211	\$232,800	\$0

Current Budget By Cost Type

Funding Source(s)


Los Angeles Harbor College

Sub-Project/Building Level Detail

03H-364.01 - Marquee Sign Upgrade

SUB-PROJECT PROFILE

OVERALL STATUS: *In Design*

DESCRIPTION: Upgrade technology systems to replace the existing outdated system [to include maximum allowable warranty under bond expenditure rules up to ten (10 years)], new & additional fans for cooling, programming capable of providing "Hours of Operation" & "After hours operation", UPS's for back-up power, upgrades of electrical panels and power supplies, replacement of downlight fixtures to LED.

DESIGN START

05/01/2023

NTP CONSTRUCTION

08/15/2025

SUBSTANTIAL COMPLETION

03/12/2026

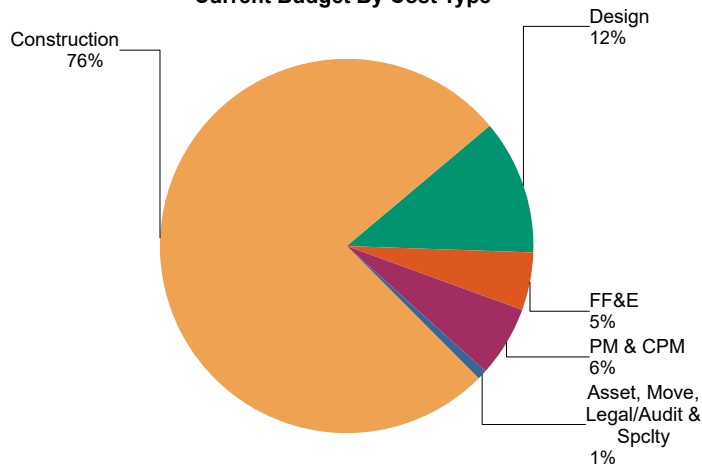
ACADEMIC OCCUPANCY

03/12/2026

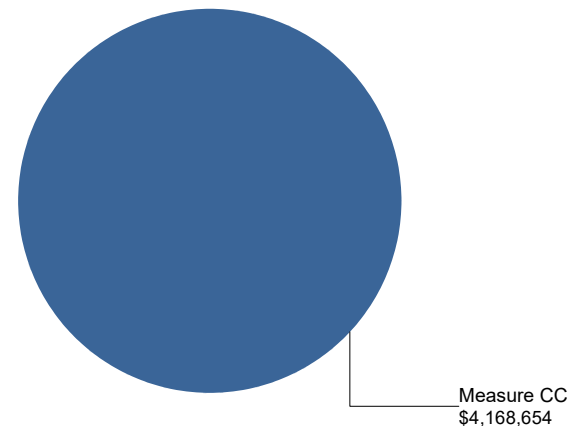
SUB-PROJECT COST BREAKDOWN

Cost Type "Bucket"	[a] Current Budget	[b] Contracted	[c] Expended	[d] Estimate at Completion	[e]=[a]-[d] Budget Variance
Asset, Move, Legal/Audit & Specialty	\$33,943	\$0	\$0	\$33,943	\$0
Construction	\$3,186,679	\$0	\$0	\$3,186,679	\$0
Furniture, Fixtures & Equipment	\$208,191	\$0	\$0	\$208,191	\$0
Program & Project Management	\$253,014	\$211,819	\$49,191	\$253,014	\$0
Programming & Design	\$486,827	\$325,323	\$235,207	\$486,827	\$0
Total Budget	\$4,168,654	\$537,142	\$284,398	\$4,168,654	\$0

Current Budget By Cost Type



Funding Source(s)



Los Angeles Harbor College

Sub-Project/Building Level Detail

03H-379.07 - Campus Wide Utilities Improvements

SUB-PROJECT PROFILE

OVERALL STATUS: In Design

DESCRIPTION: Conduct an emergency assessment, comprehensive investigation and rehabilitation of the existing sanitary sewer system campus-wide (especially aging, disintegrating, corroding and sagging main sewer pipes) as necessary. This project will eliminate repairs for failing pipes throughout the campus. Sewer Infrastructure upgrades and replacement detailed scope of work will be defined during the assessment and design phases.

This is an emergency request as the College Project Team (CPT) has been directed by Campus Facilities and the District to move forward with the campus-wide sewer system assessment and design services to address recent sewer back-up issues on campus and flooding of the Sheriff's Department at the PE Wellness Building

DESIGN START

09/14/2020

NTP CONSTRUCTION

08/19/2025

SUBSTANTIAL COMPLETION

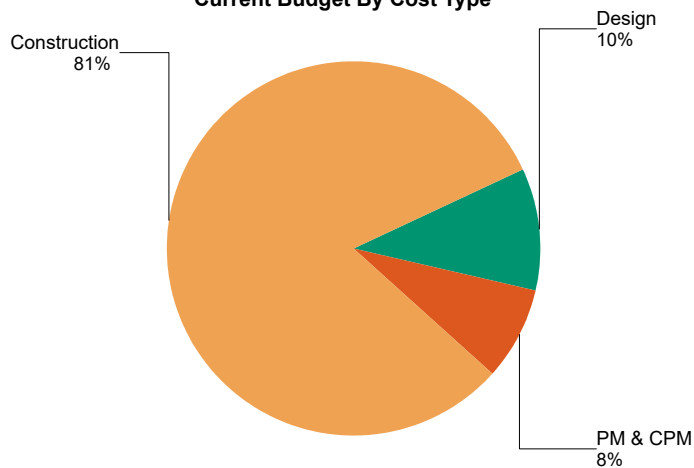
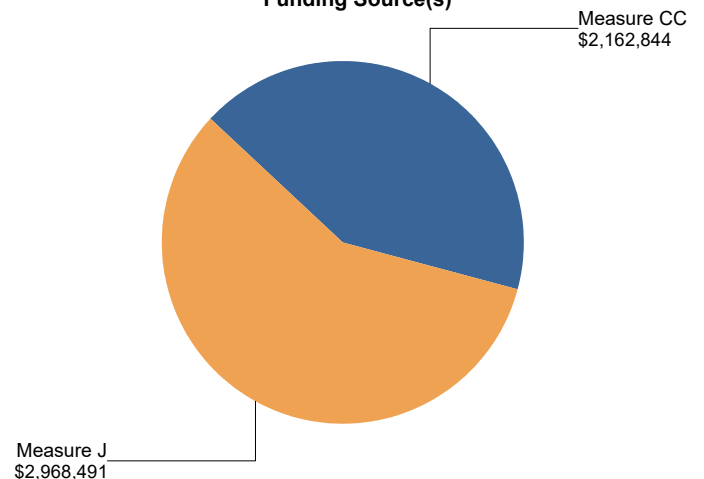
08/21/2026

ACADEMIC OCCUPANCY

08/21/2026

SUB-PROJECT COST BREAKDOWN

Cost Type "Bucket"	[a] Current Budget	[b] Contracted	[c] Expended	[d] Estimate at Completion	[e]=[a]-[d] Budget Variance
Asset, Move, Legal/Audit & Specialty	\$0	\$0	\$0	\$0	\$0
Construction	\$4,181,321	\$0	\$0	\$4,181,321	\$0
Program & Project Management	\$416,402	\$367,187	\$196,714	\$416,402	\$0
Programming & Design	\$533,613	\$466,419	\$315,697	\$533,613	\$0
Total Budget	\$5,131,336	\$833,606	\$512,411	\$5,131,336	\$0

Current Budget By Cost Type

Funding Source(s)


Los Angeles Harbor College

Exhibit A

Exhibit A

Los Angeles Harbor College

Budget Transfer Log

Los Angeles Harbor College

Sub-Project/Building Level Budget Transfer Log

Proj Ref	Project/Building Name	Established Budget	Current Budget	Variance	Approved Date
03H-306.00	Southeast Hall	\$67,874,902	\$67,874,902		05/29/2018
			\$65,372,401	\$(2,502,501)	02/05/2020
			\$68,067,000	\$2,694,599	03/22/2021
			\$72,400,779	\$4,333,778	01/29/2024
03H-310.00	Campus Perimeter Fencing Improvements	\$6,701,020	\$6,701,020		10/24/2023
03H-328.01	Demolition of Nursing Building	\$1,536,310	\$1,536,310		05/31/2018
			\$2,099,356	\$563,045	02/12/2020
03H-329.00	Old Administration Modernization	\$5,133,430	\$5,133,430		02/28/2017
			\$5,189,676	\$56,246	11/30/2017
			\$5,186,629	\$(3,046)	09/23/2021
03H-335.03	Demolition of General Classroom Bldg.	\$958,164	\$958,164		04/27/2018
			\$1,240,267	\$282,102	02/05/2020
03H-335.04	Demolition of Special Program & SVCS (DSPS)	\$52,132	\$52,132		04/27/2018
			\$250,995	\$198,862	02/11/2020
			\$81,976	\$(169,019)	03/22/2021
			\$232,800	\$150,824	12/28/2023
03H-364.01	Marquee Sign Upgrade	\$138,160	\$138,160		02/04/2023
			\$2,549,288	\$2,411,128	02/08/2023
			\$4,168,654	\$1,619,365	02/12/2024

Budget transfers performed to reflect campus project re-prioritization of the strategic execution plan.

Los Angeles Harbor College

Exhibit B

Exhibit B

Los Angeles Harbor College

Non-Active and Non-Pending Subprojects

Los Angeles Harbor College

Non Active and Non-Pending Sub-Projects

Cancelled		Current Budget	EAC	Funding Variance
03H-304.01	Community Service Modernization	\$194,824	\$194,824	\$0
03H-314.01	TV Studio	\$476,041	\$476,041	\$0
03H-336.00	Campus Improvements - Cruciform Landscaping	\$34,273	\$34,273	\$0
03H-337.02	Site Wide Connectivity	\$84,056	\$84,056	\$0
03H-350.06	S.A.I.L.S-Existing Bldg Exterior Upgrades Campus Wide	\$36,400	\$36,400	\$0
03H-350.07	S.A.I.L.S-SPS / Health Center	\$342,050	\$342,050	\$0
03H-350.15	S.A.I.L.S. Demolition Assessment Center	\$0	\$0	\$0
03H-350.16	S.A.I.L.S. Demolition General Classroom Bldg.	\$0	\$0	\$0
03H-350.18	GC/Nursing - Landscape/Hardscape	\$382,059	\$382,059	\$0
03H-366.08	Central Power and Data Hub Relocation	\$0	\$0	\$0
		\$1,549,703	\$1,549,703	\$0
Completed		Current Budget	EAC	Funding Variance
03H-304.00	New Physical Science Building	\$515,628	\$515,628	\$0
03H-307.00	Theater Drama Speech Building	\$16,826,296	\$16,826,296	\$0
03H-307.06	TDS - Control Room Improvements	\$185,115	\$185,115	\$0
03H-308.00	Fine Arts Building	\$1,608,657	\$1,608,657	\$0
03H-308.01	Fine Arts - FF&E & Exterior Upgrades	\$222,979	\$222,979	\$0
03H-309.00	Student Cafeteria and Seahawk Center Renovation	\$91,600	\$91,600	\$0
03H-311.00	RWGPL - Surface Parking Lot and New Loop Road	\$3,085,246	\$3,085,246	\$0
03H-312.00	PE Facility	\$182,511	\$182,511	\$0
03H-314.00	Technology Instruction and Classroom Building	\$29,416,136	\$29,416,136	\$0
03H-314.02	Technology Building - Office Renovation	\$168,427	\$168,427	\$0
03H-314.03	Technology Building - Space Repurposing	\$184,237	\$184,237	\$0
03H-316.00	Facilities Management and Operations Headquarters	\$92,445	\$92,445	\$0
03H-316.01	Facilities Management and Operations Headquarters - General	\$14,897,291	\$14,897,291	\$0
03H-321.01	Student Services Center - General	\$20,531,432	\$20,531,432	\$0
03H-321.02	Student Services Center - Sheriff Station Relocation	\$733,313	\$733,313	\$0
03H-321.04	Student Services Administration - Admin Offices Floor Repairs	\$131,236	\$131,236	\$0
03H-323.00	Northeast Academic Building - Master	\$12,544	\$12,544	\$0
03H-323.01	Northeast Academic Building - General	\$27,271,486	\$27,271,486	\$0
03H-323.02	Northeast Academic Building - Chemistry Trailers	\$300,352	\$300,352	\$0
03H-323.03	Northeast Academic Building - Chemistry Trailers Infrastructure	\$284,807	\$284,807	\$0
03H-323.04	Northeast Academic Building - Interim Classroom Village	\$235,519	\$235,519	\$0
03H-323.05	Northeast Academic Building - Interim Classroom Village Portab	\$314,985	\$314,985	\$0
03H-323.06	Northeast Academic Building - Interim Classroom Village Portab	\$1,999	\$1,999	\$0
03H-323.07	NE ACADEMIC - PARKING LOT	\$82,940	\$82,940	\$0
03H-325.00	PE, Wellness Center	\$19,332,476	\$19,332,476	\$0
03H-325.01	PE, Wellness Ctr. PHS II	\$1,677,957	\$1,677,957	\$0
03H-325.02	PE Wellness Center - Space Repurposing	\$22,545	\$22,545	\$0
03H-326.00	Track and Field	\$5,128,095	\$5,128,095	\$0
03H-328.00	Nursing Building	\$975,209	\$975,209	\$0
03H-329.01	Relocation of Power and Phone Switch	\$965,102	\$965,102	\$0
03H-329.02	Demolition of Old Administration	\$1,620,107	\$1,620,107	\$0

Los Angeles Harbor College

Non Active and Non-Pending Sub-Projects

Completed		Current Budget	EAC	Funding Variance
03H-331.01	Music Building - General	\$1,899,289	\$1,899,289	\$0
03H-332.00	L Street Parking Structure	\$52,261	\$52,261	\$0
03H-334.00	Southwest Campus Athletic Fields	\$1,114,337	\$1,114,337	\$0
03H-335.00	General Classroom Building	\$239,596	\$239,596	\$0
03H-335.01	DSPS	\$79,853	\$79,853	\$0
03H-335.02	General Classroom Building Upgrades - 1st Floor Only	\$353,761	\$353,761	\$0
03H-337.00	Site Utilities Allowance - Master	\$3,115	\$3,115	\$0
03H-337.01	Site Utilities - General	\$9,642,874	\$9,642,874	\$0
03H-338.00	Campus Improvements - Site Development Allowance	\$483,448	\$483,448	\$0
03H-338.01	Campus Wide ADA Transition	\$2,518,238	\$2,518,238	\$0
03H-339.00	Central Plant - Master	\$197,941	\$197,941	\$0
03H-339.01	Central Plant - General	\$10,957,498	\$10,957,498	\$0
03H-339.02	Central Plant - Fuel Tank	\$161,257	\$161,257	\$0
03H-340.00	New Child Development Center	\$97,376	\$97,376	\$0
03H-340.01	New Child Development Center - General	\$9,395,269	\$9,395,269	\$0
03H-340.02	New Child Development Center - Interim Day Care Portables	\$432,220	\$432,220	\$0
03H-344.00	Science Complex	\$59,505,531	\$59,505,531	\$0
03H-344.01	Science Complex – FF&E Reconfiguration & Upgrades	\$135,166	\$135,166	\$0
03H-348.00	New Learning Resource Center	\$26,652,884	\$26,652,884	\$0
03H-350.01	S.A.I.L.S-Student Union	\$58,067,450	\$58,067,450	\$0
03H-350.02	S.A.I.L.S-Astronomy Modernization	\$2,325,548	\$2,325,548	\$0
03H-350.03	S.A.I.L.S-Infrastr/Land & Hardscape/Security	\$25,056,031	\$25,056,031	\$0
03H-350.08	Nursing Building HVAC	\$1,810,296	\$1,810,296	\$0
03H-350.09	S.A.I.L.S. Demolition Bungalows	\$190,867	\$190,867	\$0
03H-350.10	S.A.I.L.S. Demolition Old Science Bldg.	\$353,117	\$353,117	\$0
03H-350.11	S.A.I.L.S. Demolition Physics Bldg.	\$226,850	\$226,850	\$0
03H-350.12	S.A.I.L.S. Demolition Old Library	\$709,403	\$709,403	\$0
03H-350.13	S.A.I.L.S. Demolition Cafeteria	\$898,776	\$898,776	\$0
03H-350.14	S.A.I.L.S. Demolition Seahawk Center	\$784,937	\$784,937	\$0
03H-350.17	Relocation of Data Center to Student Union Bldg.	\$4,126,846	\$4,126,846	\$0
03H-352.00	Keyless Entrance System	\$400	\$400	\$0
03H-361.00	Softball Field Renovation	\$203,299	\$203,299	\$0
03H-362.00	Campus Parking Lot Reconstruction	\$9,903,171	\$9,903,171	\$0
03H-363.00	West Parking Structure	\$23,629,104	\$23,629,104	\$0
03H-366.01	Infrastructure Upgrade Phase 2	\$442,872	\$442,872	\$0
03H-366.03	Marquee Modernization	\$3,268,525	\$3,268,525	\$0
03H-366.04	Servicability Enhancement NEA/SS	\$2,138,098	\$2,138,098	\$0
03H-366.05	Serviceability Enhancement TECH BLDG.	\$282,124	\$282,124	\$0
03H-366.09	Campus Restrooms	\$2,328,157	\$2,328,157	\$0
03H-366.10	Trash Enclosure and Pad	\$21,588	\$21,588	\$0
03H-367.00	Temporary Facilities - Campus Wide	\$213,081	\$213,081	\$0
03H-379.00	Campus Improvements - Master	\$0	\$0	\$0
03H-379.01	Campus Improvements - General	\$22,384	\$22,384	\$0
03H-379.02	Campus Improvements - Space Management	\$1,716,410	\$1,716,410	\$0

Los Angeles Harbor College

Non Active and Non-Pending Sub-Projects

Completed		Current Budget	EAC	Funding Variance
03H-379.04	Campus Improvements	\$124,000	\$124,000	\$0
		\$409,863,922	\$409,863,922	\$0
Support Services		Current Budget	EAC	Funding Variance
03H-356.01	DW-SCANNING & CODING	\$7,469	\$7,469	\$0
03H-389.00	Campus Program Management - Asset Assessment and Move r	\$789,912	\$789,912	\$0
03H-390.00	Campus Program Management - Program Management Service	\$10,798,724	\$10,798,724	\$0
03H-390.OCIP	Harbor OCIP	\$2,053,761	\$2,053,761	\$0
03H-391.00	Campus Program Management - Project Management Services	\$19,247,060	\$19,247,060	\$0
03H-392.00	Campus Program Management - Reimbursables	\$57,422	\$57,422	\$0
03H-393.00	Campus Program Management - Legal Services	\$448,686	\$448,686	\$0
03H-394.00	Campus Program Management - Performance/Financial Auditing	\$323,995	\$323,995	\$0
03H-395.00	Campus Program Management - Other Consulting Services	\$3,618,816	\$3,618,816	\$0
03H-396.00	Campus Program Management - Inspection and Testing	\$452	\$452	\$0
03H-397.00	Campus Program Management - Election Costs - Prop AA	\$52,164	\$52,164	\$0
03H-399.00	Campus Program Management - Owner's Reserve	\$0	\$0	\$0
03H-3PR.00	Program Reserve 2017 Release - Harbor	\$154,096	\$154,096	\$0
		\$37,552,558	\$37,552,558	\$0
Master Plan		Current Budget	EAC	Funding Variance
03H-360.01	Master Planning Phase II	\$0	\$0	\$0
03H-360.02	EIR Phase II	\$0	\$0	\$0
03H-360.03	Survey Phase II	\$0	\$0	\$0
03H-366.00	Infrastructure Upgrades	\$386,535	\$386,535	\$0
03H-370.00	Master Planning	\$1,614,368	\$1,614,368	\$0
03H-380.00	Master Planning - Site Survey and Infrastructure Studies	\$20,136	\$20,136	\$0
03H-381.00	Master Planning - Environmental Impact Report (EIR)	\$411,445	\$411,445	\$0
03H-382.00	Master Planning - Harbor CEQA	\$3,560	\$3,560	\$0
03H-383.00	Master Planning - Soil Testing	\$15,550	\$15,550	\$0
		\$2,451,593	\$2,451,593	\$0
Procurement		Current Budget	EAC	Funding Variance
03H-354.01	Waterless urinals	\$34,332	\$34,332	\$0
03H-354.02	Video Conference - Construction	\$0	\$0	\$0
03H-355.02	Bulk Purchase - Power tools	\$75	\$75	\$0
03H-355.03	Bulk Purchase - ATHLET/FIT EQUIPMENT	\$3	\$3	\$0
03H-355.04	Bulk Purchase - Musical Instruments	\$315	\$315	\$0
03H-355.05	Video Conference Equipment	\$0	\$0	\$0
03H-355.06	Bulk Purchase - CHILD DEV CTR F&E	\$12	\$12	\$0
		\$34,736	\$34,736	\$0
Miscellaneous		Current Budget	EAC	Funding Variance
03H-301.00	Liberal Arts Building	\$37,582	\$37,582	\$0
03H-302.00	Business Building	\$43,973	\$43,973	\$0

Los Angeles Harbor College

Non Active and Non-Pending Sub-Projects

Miscellaneous		Current Budget	EAC	Funding Variance
03H-303.00	Physics Building	\$53,334	\$53,334	\$0
03H-333.00	West Parking Structure	\$29,121	\$29,121	\$0
03H-365.00	Existing Building Exterior Upgrade - Campus Wide	\$18,359	\$18,359	\$0
03H-372.00	Campus Improvements - Emergency Lighting, Fire Alarm and S	\$5,290	\$5,290	\$0
03H-373.00	RWGPL - Central Campus Landscaping	\$89,892	\$89,892	\$0
		\$277,552	\$277,552	\$0

Los Angeles Harbor College

Exhibit C

Exhibit C

Los Angeles Harbor College

Budget Transfer Log (2014 thru 2017 Rebaseline)

Los Angeles Harbor College

Sub-Project/Building Level Budget Transfer Log (2014 thru 2017 Rebaseline)

Proj Ref	Project/Building Name	Established Budget	Current Budget	Variance	Approved Date
03H-329.00	Old Administration Modernization	\$16,853,573	\$16,853,573		01/01/2014
			\$16,840,929	\$(12,643)	03/26/2015
			\$15,892,178	\$(948,750)	09/13/2016
			\$5,133,430	\$(10,758,748)	12/06/2016

Los Angeles Mission College

College Building Program Overview

Los Angeles Mission College (LAMC) is committed to maintaining high academic standards, promoting student success, and creating opportunities for life-long learning. Founded in 1975, nestled in the foothills of the northeast San Fernando Valley, the 33-acre campus is located in Sylmar and maintains strong, historical ties to the neighboring communities of San Fernando, Pacoima, Mission Hills, North Hills, Lakeview Terrace, Arleta, Sun Valley and Granada Hills.

As the ninth college of the Los Angeles Community College District, the bond program has advanced the educational mission to support College's unique and robust educational programs.



The college has greatly advanced its mission to capture and treat Stormwater. Recently completed, the South Arroyo Improvement project installed trash capture devices and dry wells connected to a 10,204 cubic foot underground tank. This investment was enhanced with the connection to the Stormwater scope of work that was part of the SSAB project. The above-ground area used sustainable, drought-tolerant landscaping and dry arroyo hardscape to bring awareness to the dry river beds found in the region.

In the heart of the original campus is the Family and Consumers Studies Building. The LEED Gold® structure features a state-of-the-art Culinary Facility, the campus bookstore, offices and related meeting spaces. The LEED Gold® Arts, Media & Performance Building includes a 147-seat theater with a full-fly loft, a green room, a scene shop, dressing rooms and other attributes of a professional theater.

Mission College's east campus offers the LEED Gold® Health, Fitness & Athletic Complex which houses a gymnasium divisible into either 3 courts or a full NCAA completion court with seating for 600 and the LEED Platinum® Center for Math and Science building.

COLLEGE PROGRESS SUMMARY (December 2024)

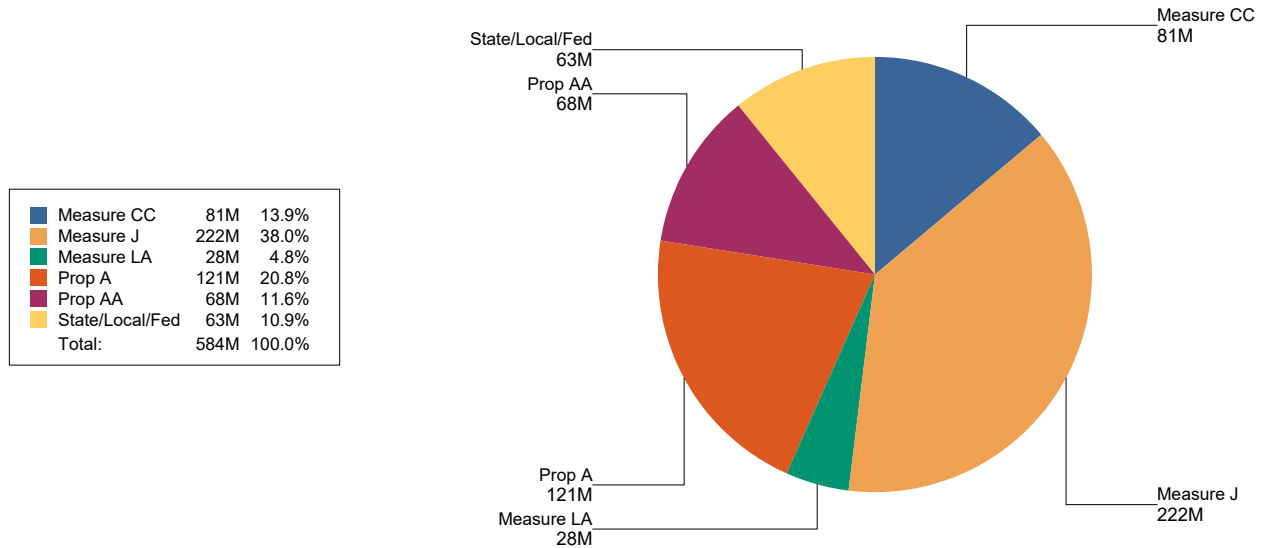
Sub Project Number	Sub Project Title	Sub Project Status	Const. % Complete	Academic Occupancy Date	Progress Summary
04M-487.00	Plant Facilities Building	In Design	0.00%	01/03/2028	DSA Approved on 9/11/24, DSA addendum submitted 10/25, DSA approved addendum on 12/18/24
04M-487.02	Plant Facilities Building - Swing Space	In Construction	5.00%	02/18/2025	Swing Space Phase 1 – NTP Dec 9th. Swing Space Phase 2 - modular/containers in process. Swing Space Phase 3 was subrationally completed in October 24.

Los Angeles Mission College

College Funding and Overall Budget

Total funding of \$583M comprises the following: Prop A/AA, Measure J/CC, State Capital Outlay, and Scheduled Maintenance Projects (SMP). Some of the State Capital Outlay funds were used as additional funding for the construction of three new buildings: Health PE and Fitness center, Arts, Media & Performance building, and Family and Consumers Studies building.

PROGRAM FUNDING



COLLEGE BUDGET

Cost Type "Bucket"	[a] Current Budget	[b] Contracted	[c] Expended	[d] Estimate at Completion	[e]=[a]-[d] Budget Variance
Construction	\$400,963,086	\$353,435,187	\$350,697,145	\$400,963,086	\$0
Program & Project Management	\$59,586,921	\$54,975,184	\$53,338,095	\$59,586,921	\$0
Owner's Reserve	\$0	\$0	\$0	\$0	\$0
Furniture, Fixtures & Equipment	\$26,188,889	\$21,263,170	\$21,260,306	\$26,188,889	\$0
Asset, Move, Legal/Audit & Specialty	\$9,762,439	\$9,451,381	\$9,431,381	\$9,762,439	\$0
Land Acquisition	\$14,088,970	\$14,088,970	\$14,088,970	\$14,088,970	\$0
Programming & Design	\$73,343,549	\$69,950,219	\$68,774,164	\$73,343,549	\$0
Total Budget	\$583,933,854	\$523,164,112	\$517,590,063	\$583,933,854	\$0

Los Angeles Mission College

Sub-Project List

SUB-PROJECTS						
Sub-Project ID	Project/Building Name	Status	[a] Current Budget	[b] Estimate at Completion	[c]=[a]-[b] Budget Variance	Academic Occupancy Date
04M-403.00	Science Bio-Lab Building	In Planning	\$11,400,000	\$11,400,000	\$0	08/28/2028
04M-487.00	Plant Facilities Building	In Design	\$45,966,526	\$45,966,526	\$0	01/03/2028
04M-487.01	Demolition & Removal of Bungalows/Warehouse	In Design	\$614,136	\$614,136	\$0	12/12/2025
04M-487.02	Plant Facilities Building - Swing Space	In Construction	\$665,696	\$665,696	\$0	02/18/2025
Total Active Subprojects			\$58,646,358	\$58,646,358	\$0	
Cancelled*			\$9,267,629	\$9,267,629	\$0	
Completed*			\$455,358,020	\$455,358,020	\$0	
Land Aquisition			\$17,649,044	\$17,649,044	\$0	
Master Plan			\$4,554,262	\$4,554,262	\$0	
Miscellaneous			\$317,905	\$317,905	\$0	
Procurement			\$36,139	\$36,139	\$0	
Support Services			\$38,104,496	\$38,104,496	\$0	
All Remaining Subprojects			\$525,287,496	\$525,287,496	\$0	
Total Los Angeles Mission College Subprojects			\$583,933,854	\$583,933,854	\$0	

*Completed and Cancelled Sub-Projects are Reference Exhibit B.

Los Angeles Mission College

Sub-Project/Building Level Detail

04M-403.00 - Science Bio-Lab Building

SUB-PROJECT PROFILE

OVERALL STATUS: *In Planning*

DESCRIPTION: This building will be used as a bio-manufacturing facility where faculty, doctors, scientists and students can incubate their ideas while teaching our students hands on approach to transitional medicine.

DESIGN START

06/24/2025

NTP CONSTRUCTION

10/27/2026

SUBSTANTIAL COMPLETION

04/21/2028

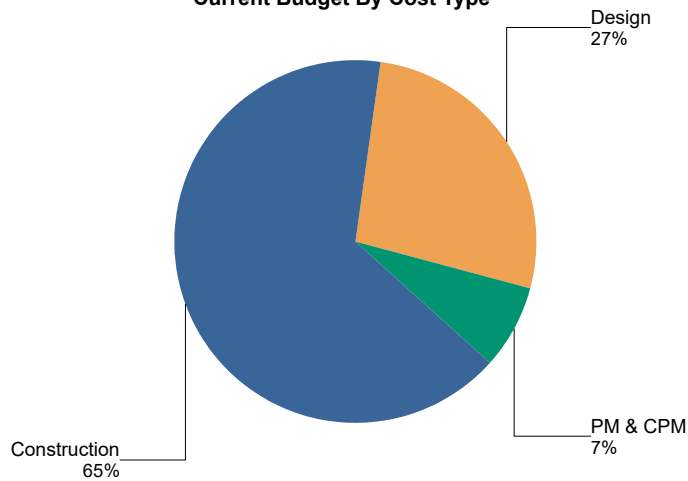
ACADEMIC OCCUPANCY

08/28/2028

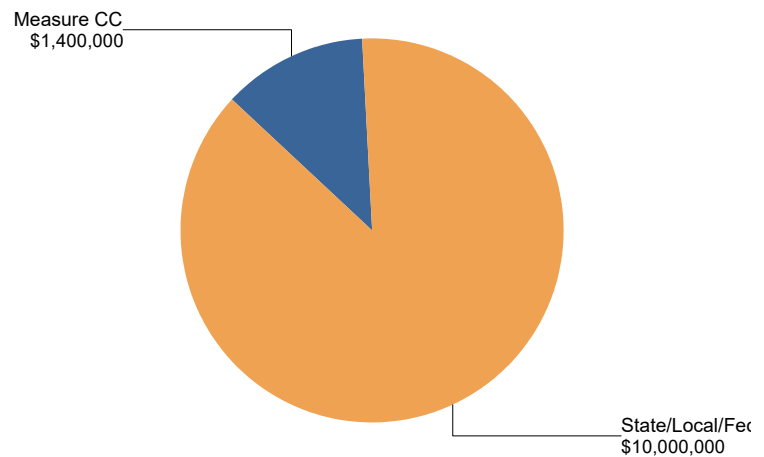
SUB-PROJECT COST BREAKDOWN

Cost Type "Bucket"	[a] Current Budget	[b] Contracted	[c] Expended	[d] Estimate at Completion	[e]=[a]-[d] Budget Variance
Construction	\$7,464,649	\$0	\$0	\$7,464,649	\$0
Program & Project Management	\$840,242	\$640,914	\$213,486	\$840,242	\$0
Programming & Design	\$3,095,110	\$518,470	\$210,845	\$3,095,110	\$0
Total Budget	\$11,400,000	\$1,159,384	\$424,331	\$11,400,000	\$0

Current Budget By Cost Type



Funding Source(s)



Los Angeles Mission College

Sub-Project/Building Level Detail

04M-487.00 - Plant Facilities Building

SUB-PROJECT PROFILE

OVERALL STATUS: In Design

DESCRIPTION: The Plant Facilities Building project is a new building intended to replace the existing Facilities buildings that currently consist of a metal warehouse, several portable modular structures and three shipping containers spread across the intended site area.

DESIGN START

02/21/2022

NTP CONSTRUCTION

12/15/2025

SUBSTANTIAL COMPLETION

10/22/2027

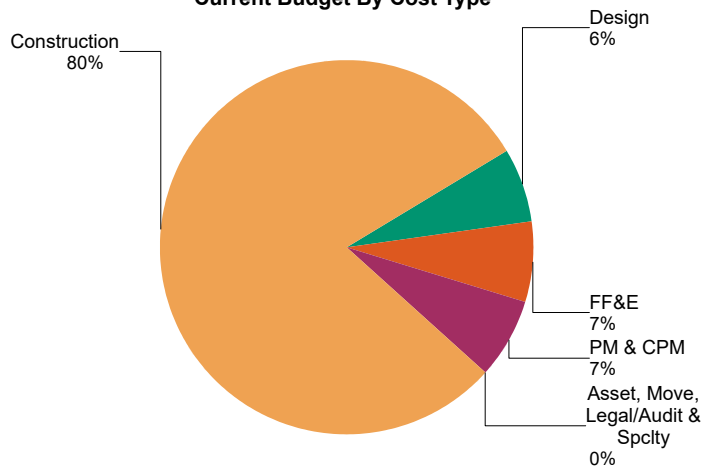
ACADEMIC OCCUPANCY

01/03/2028

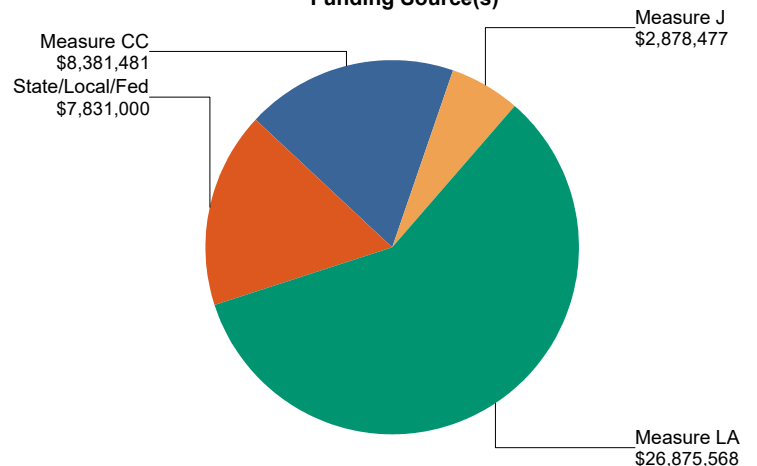
SUB-PROJECT COST BREAKDOWN

Cost Type "Bucket"	[a] Current Budget	[b] Contracted	[c] Expended	[d] Estimate at Completion	[e]=[a]-[d] Budget Variance
Asset, Move, Legal/Audit & Specialty	\$35,747	\$35,747	\$15,747	\$35,747	\$0
Construction	\$36,589,626	\$333,653	\$38,340	\$36,589,626	\$0
Furniture, Fixtures & Equipment	\$3,278,848	\$0	\$0	\$3,278,848	\$0
Program & Project Management	\$3,138,203	\$1,932,895	\$1,199,464	\$3,138,203	\$0
Programming & Design	\$2,924,103	\$2,916,654	\$2,131,585	\$2,924,103	\$0
Total Budget	\$45,966,526	\$5,218,948	\$3,385,135	\$45,966,526	\$0

Current Budget By Cost Type



Funding Source(s)



Los Angeles Mission College

Sub-Project/Building Level Detail

04M-487.01 - Demolition & Removal of Bungalows/Warehouse

SUB-PROJECT PROFILE

OVERALL STATUS: *In Design*

DESCRIPTION: The Demolition & Removal of Bungalows/Warehouse project will demo the existing Facilities buildings that currently consist of a metal warehouse, several portable modular structures and three shipping containers spread across the intended site area.

DESIGN START

02/21/2022

NTP CONSTRUCTION

09/17/2025

SUBSTANTIAL COMPLETION

12/12/2025

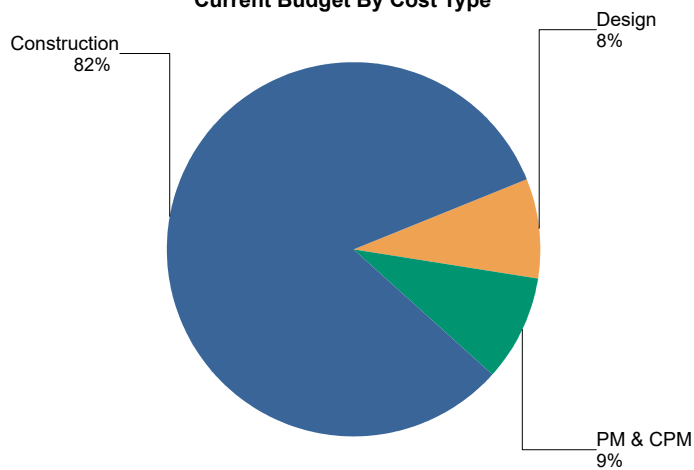
ACADEMIC OCCUPANCY

12/12/2025

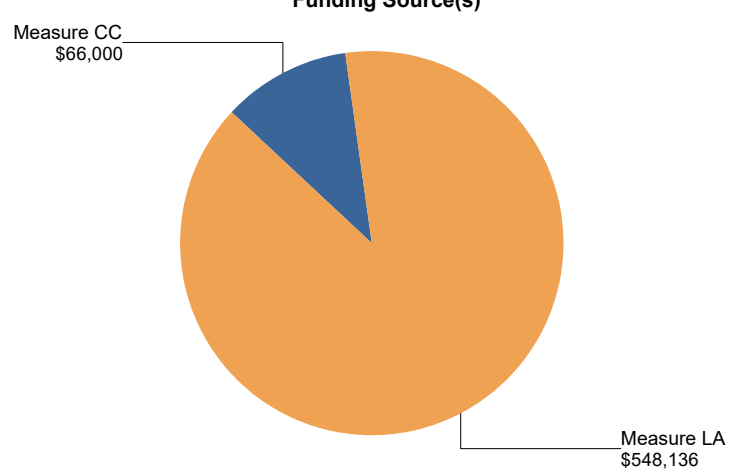
SUB-PROJECT COST BREAKDOWN

Cost Type "Bucket"	[a] Current Budget	[b] Contracted	[c] Expended	[d] Estimate at Completion	[e]=[a]-[d] Budget Variance
Construction	\$505,522	\$0	\$0	\$505,522	\$0
Program & Project Management	\$56,716	\$56,715	\$54,959	\$56,716	\$0
Programming & Design	\$51,897	\$0	\$0	\$51,897	\$0
Total Budget	\$614,136	\$56,715	\$54,959	\$614,136	\$0

Current Budget By Cost Type



Funding Source(s)



Los Angeles Mission College

Sub-Project/Building Level Detail

04M-487.02 - Plant Facilities Building - Swing Space

SUB-PROJECT PROFILE

OVERALL STATUS: In Construction

DESCRIPTION: This scope includes, but is not limited to, rough grading, AC paving, trenching at the lawn area between the Campus Services Building and the Collaborative Studies Building. In addition, at the Campus Services building, there will be improvements such as the sliding gate being fixed, disconnection of the existing trash compactor and bailor and providing new office stations.

DESIGN START

07/03/2023

NTP CONSTRUCTION

12/09/2024

SUBSTANTIAL COMPLETION

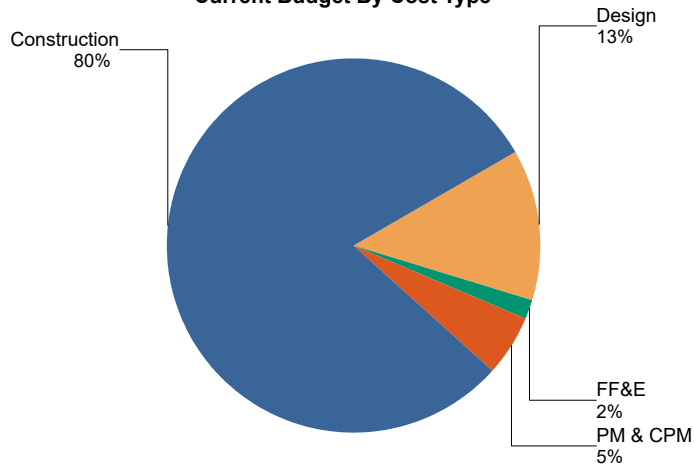
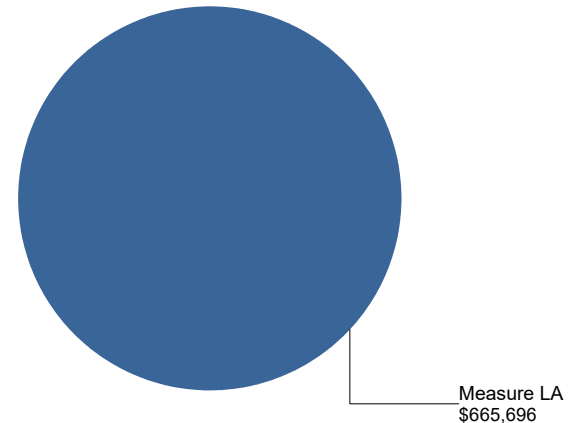
02/16/2025

ACADEMIC OCCUPANCY

02/18/2025

SUB-PROJECT COST BREAKDOWN

Cost Type "Bucket"	[a] Current Budget	[b] Contracted	[c] Expended	[d] Estimate at Completion	[e]=[a]-[d] Budget Variance
Construction	\$533,307	\$481,252	\$21,618	\$533,307	\$0
Furniture, Fixtures & Equipment	\$11,000	\$9,845	\$8,578	\$11,000	\$0
Program & Project Management	\$35,914	\$33,576	\$24,008	\$35,914	\$0
Programming & Design	\$85,475	\$65,651	\$36,667	\$85,475	\$0
Total Budget	\$665,696	\$590,324	\$90,870	\$665,696	\$0

Current Budget By Cost Type

Funding Source(s)


Los Angeles Mission College

Exhibit A

Exhibit A

Los Angeles Mission College Budget Transfer Log

Los Angeles Mission College

Sub-Project/Building Level Budget Transfer Log

Proj Ref	Project/Building Name	Established Budget	Current Budget	Variance	Approved Date
04M-403.00	Science Bio-Lab Building	\$1,400,000	\$1,400,000		02/07/2023
			\$11,400,000	\$10,000,000	08/08/2024
04M-487.00	Plant Facilities Building	\$2,000,000	\$2,000,000		06/22/2021
			\$3,685,481	\$1,685,481	06/25/2021
			\$4,063,883	\$378,402	05/19/2023
			\$4,771,958	\$708,074	02/20/2024
			\$31,647,526	\$26,875,568	02/22/2024
			\$38,966,526	\$7,319,000	02/29/2024
			\$45,966,526	\$7,000,000	04/16/2024
04M-487.01	Demolition & Removal of Bungalows/Warehouse	\$66,000	\$66,000		06/22/2021
			\$614,136	\$548,135	02/22/2024
04M-487.02	Plant Facilities Building - Swing Space	\$575,000	\$575,000		12/12/2023
			\$665,696	\$90,695	06/28/2024

Budget transfers performed to reflect campus project re-prioritization of the strategic execution plan.

Los Angeles Mission College

Exhibit B

Exhibit B

Los Angeles Mission College

Non-Active and Non-Pending Subprojects

Los Angeles Mission College

Non Active and Non-Pending Sub-Projects

Cancelled		Current Budget	EAC	Funding Variance
04M-410.01	Campus Services Building	\$9,417	\$9,417	\$0
04M-414.00	Plant Facilities and Central Plant	\$1,218,705	\$1,218,705	\$0
04M-415.08	Instructional Bldg. - Academic Affairs Suite Expansion	\$90,320	\$90,320	\$0
04M-416.00	Central Plant	\$315,917	\$315,917	\$0
04M-423.00	Athletic Complex	\$5,197,187	\$5,197,187	\$0
04M-424.03	Police Station & Safety Information Center	\$2,279,575	\$2,279,575	\$0
04M-473.15	Pedestrian Access & Street Improvements	\$109,862	\$109,862	\$0
04M-474.00	East Campus Entrance and Grounds	\$0	\$0	\$0
04M-485.00	Traffic Mitigation	\$46,646	\$46,646	\$0
		\$9,267,629	\$9,267,629	\$0
Completed		Current Budget	EAC	Funding Variance
04M-401.01	Parking Structure A	\$23,272,272	\$23,272,272	\$0
04M-401.02	Parking Structure A - Temporary Parking Lot	\$2,189,264	\$2,189,264	\$0
04M-401.03	Parking Structure A - Photo Voltaic System	\$2,413,112	\$2,413,112	\$0
04M-402.00	Health and P.E., Fitness Center	\$49,766,362	\$49,766,362	\$0
04M-402.01	Health and PE, Fitness Center Utility Interconnection	\$962,819	\$962,819	\$0
04M-404.00	Family and Consumer Studies Building	\$52,445,447	\$52,445,447	\$0
04M-404.01	Culinary Arts Institute (CAI) - Bird Mitigation	\$157,942	\$157,942	\$0
04M-405.00	Arts, Media & Performance	\$45,159,191	\$45,159,191	\$0
04M-405.01	Arts, Media and Performance - Receptacle and Railing	\$148,598	\$148,598	\$0
04M-405.02	Arts, Media and Performance - Balcony Glass Railing	\$472,894	\$472,894	\$0
04M-406.00	Student Services Center/Admin Building	\$11,901,254	\$11,901,254	\$0
04M-406.01	Student Services/Admin Swing Space	\$1,339,723	\$1,339,723	\$0
04M-406.02	Student Services Center/Admin Building (Phase 2)	\$65,703,915	\$65,703,915	\$0
04M-407.00	Instructional Student Services Building	\$1,933,654	\$1,933,654	\$0
04M-408.01	Campus Center - General	\$114,299	\$114,299	\$0
04M-408.02	Campus Center - Flooring Replacement	\$281,521	\$281,521	\$0
04M-408.03	Campus Center - Title V Computer Lab and Classroom	\$389,568	\$389,568	\$0
04M-409.00	Learning Assistance Center	\$1,179,722	\$1,179,722	\$0
04M-409.02	Learning Assistance Center, Library Building - 2nd Level Floor C	\$95,560	\$95,560	\$0
04M-409.05	Learning Assistance Center, Library Building	\$164,475	\$164,475	\$0
04M-410.00	Campus Services Building	\$661,703	\$661,703	\$0
04M-410.02	Campus Administrative Services Building Remodel	\$229,216	\$229,216	\$0
04M-412.00	Child Development Center	\$12,740,675	\$12,740,675	\$0
04M-415.01	Instructional Building - General	\$230,600	\$230,600	\$0
04M-415.02	Instructional Building - Interior Painting	\$221,675	\$221,675	\$0
04M-415.03	Instructional Building - Flooring Replacement	\$357,069	\$357,069	\$0
04M-415.05	Instructional Building - Culinary and Faculty	\$1,472,731	\$1,472,731	\$0
04M-415.06	Instructional Building - Exterior Waterproofing and Window Re-g	\$52,000	\$52,000	\$0
04M-415.07	Instructional Building - Classroom Conversion to Biology Lab	\$1,546,257	\$1,546,257	\$0
04M-418.00	East Complex	\$86,572,193	\$86,572,193	\$0
04M-418.01	East Campus Utility Interconnection	\$1,440,183	\$1,440,183	\$0
04M-418.02	East Complex - Center of Math and Science (Replacement of Fu	\$548,339	\$548,339	\$0

Los Angeles Mission College

Non Active and Non-Pending Sub-Projects

Completed		Current Budget	EAC	Funding Variance
04M-419.00	Campus Wide Accessible Improvements	\$21,639,828	\$21,639,828	\$0
04M-419.02	Campus Wide Campus Improvements	\$49,601	\$49,601	\$0
04M-420.00	Campus Building Improvements	\$8,480,524	\$8,480,524	\$0
04M-420.01	Hot Chilled Water Loop	\$5,663,348	\$5,663,348	\$0
04M-420.02	Harding Street Improvements	\$2,293,484	\$2,293,484	\$0
04M-421.00	Campus Demand Side Management	\$3,981,611	\$3,981,611	\$0
04M-422.00	Campus Center Improvements	\$311,456	\$311,456	\$0
04M-425.00	Central Energy Plant	\$21,139,708	\$21,139,708	\$0
04M-471.01	Campus-Wide Infrastructure - General	\$4,462,456	\$4,462,456	\$0
04M-471.02	Campus-Wide Infrastructure - I.T.	\$2,038,919	\$2,038,919	\$0
04M-471.03	Campus-Wide Infrastructure - FLSS	\$133,378	\$133,378	\$0
04M-471.04	Campus-Wide Infrastructure - EMS	\$1,223,955	\$1,223,955	\$0
04M-471.05	Campus-Wide Infrastructure- Haz Mat Abatement	\$87,419	\$87,419	\$0
04M-471.06	Campus-Wide Infrastructure - VOIP	\$636,891	\$636,891	\$0
04M-471.07	Campus-Wide Infrastructure - Campus Security Systems (CSS)	\$1,883,295	\$1,883,295	\$0
04M-471.08	Campus-Wide Infrastructure - Fire Safety Systems (FSS)	\$1,114,254	\$1,114,254	\$0
04M-471.09	Campus-Wide Infrastructure - Electrical substation	\$458,199	\$458,199	\$0
04M-471.10	Campus-Wide Infrastructure - Smart Classrooms (SCR)	\$57,978	\$57,978	\$0
04M-473.02	RWGPL - CSB Parking Lot	\$140,595	\$140,595	\$0
04M-473.03	RWGPL - Delivery and Washdown Control Area	\$70,370	\$70,370	\$0
04M-473.04	RWGPL - Campus-Wide Landscaping, Irrigation and Signage	\$447,640	\$447,640	\$0
04M-473.06	RWGPL - Entrance Monument	\$1,339,682	\$1,339,682	\$0
04M-473.07	RWGPL - Extended Campus Improvements	\$921,830	\$921,830	\$0
04M-473.08	RWGPL - LADWP Water Line relocation at Extended campus	\$260,224	\$260,224	\$0
04M-473.09	RWGPL - Campus Fire Access Plan - I	\$57,512	\$57,512	\$0
04M-473.10	College Kiosks Renovation	\$0	\$0	\$0
04M-473.11	RWGPL - SOIL EROSION PREV	\$29,930	\$29,930	\$0
04M-473.12	RWGPL - HVAC CONTROLS CAB	\$54,497	\$54,497	\$0
04M-473.13	RWGPL - EXTERIOR PAINTING	\$57,270	\$57,270	\$0
04M-473.14	MISSION-RWGPL FIRE ACCESS	\$61,420	\$61,420	\$0
04M-473.16	Roadway Improvement	\$122,882	\$122,882	\$0
04M-473.17	RWGPL-Accessible Parking	\$750	\$750	\$0
04M-476.00	Temporary Facilities - Demolition	\$21,412	\$21,412	\$0
04M-477.00	Temporary Facilities - Relocation or Acquisition	\$504,852	\$504,852	\$0
04M-477.01	Temporary Facilities - Relocation or Acquisition Sub Project	\$1,480,196	\$1,480,196	\$0
04M-477.02	Temporary Facilities - Sheriff Station Bungalows	\$2,280,142	\$2,280,142	\$0
04M-477.03	Temporary Facilities - Media Arts Bungalows	\$462,451	\$462,451	\$0
04M-477.04	Temporary Facilities - Site work for New Sheriff Station Bungalows	\$448,161	\$448,161	\$0
04M-477.05	Temporary Faculty Offices	\$114,536	\$114,536	\$0
04M-479.01	Campus-Wide Improvements - General	\$502,898	\$502,898	\$0
04M-479.02	Campus-Wide Improvements - Chiller Replacement	\$161,843	\$161,843	\$0
04M-479.03	Campus-Wide Improvements - Boiler Replacement	\$900	\$900	\$0
04M-479.04	Campus-Wide Improvements - Duct Cleaning	\$48,025	\$48,025	\$0
04M-479.05	Campus Improvements - Carpet Replacement	\$50,447	\$50,447	\$0

Los Angeles Mission College

Non Active and Non-Pending Sub-Projects

Completed		Current Budget	EAC	Funding Variance
04M-479.06	Central Quad Improvements	\$150,421	\$150,421	\$0
04M-479.07	Executive Corridor Improvements	\$107,452	\$107,452	\$0
04M-480.02	Campus-Wide Infrastructure - IT	\$1,256,668	\$1,256,668	\$0
04M-486.00	Campus Security Office	\$2,382,478	\$2,382,478	\$0
		\$455,358,020	\$455,358,020	\$0
Support Services		Current Budget	EAC	Funding Variance
04M-415.09	Instructional Bldg. – Assessment Study	\$166,950	\$166,950	\$0
04M-456.01	DW-SCANNING & CODING	\$336	\$336	\$0
04M-471.00	Campus Program Management	\$0	\$0	\$0
04M-489.00	Campus Program Management - Asset Assessment and Move I	\$455,627	\$455,627	\$0
04M-490.00	Campus Program Management - Program Management Service	\$9,492,154	\$9,492,154	\$0
04M-490.00	Mission - OCIP	\$1,508,548	\$1,508,548	\$0
04M-491.00	Campus Program Management - Project Management Services	\$20,987,934	\$20,987,934	\$0
04M-492.00	Campus Program Management - Reimbursables	\$268,441	\$268,441	\$0
04M-493.00	Campus Program Management - Legal Services	\$805,997	\$805,997	\$0
04M-494.00	Campus Program Management - Performance/financial auditing	\$283,972	\$283,972	\$0
04M-495.00	Campus Program Management - Other Consulting Services	\$4,085,321	\$4,085,321	\$0
04M-496.00	Campus Program Management - Inspection and Testing	\$405	\$405	\$0
04M-497.00	Campus Program Management - Election Costs - Prop AA	\$46,695	\$46,695	\$0
04M-499.00	Campus Program Management - Owner's Reserve	\$0	\$0	\$0
04M-4PR.00	Program Reserve 2017 Release - Mission	\$2,117	\$2,117	\$0
		\$38,104,496	\$38,104,496	\$0
Land Aquisition		Current Budget	EAC	Funding Variance
04M-470.00	Land Acquisition - Pentecostal & Syrian Church Properties	\$10,080,639	\$10,080,639	\$0
04M-470.01	Revised Master Plan	\$544,118	\$544,118	\$0
04M-478.00	Land Acquisition and Improvements - Church Property	\$5,684,287	\$5,684,287	\$0
04M-484.00	Land Acquisition at Hubbard Street	\$1,340,000	\$1,340,000	\$0
		\$17,649,044	\$17,649,044	\$0
Master Plan		Current Budget	EAC	Funding Variance
04M-460.04	Athletic Master Planning	\$137,977	\$137,977	\$0
04M-460.05	Space Utilization	\$111,300	\$111,300	\$0
04M-473.00	RWGPL - Master	\$12,590	\$12,590	\$0
04M-473.01	RWGPL - General	\$474,460	\$474,460	\$0
04M-480.00	Site Survey and Infrastructure Studies	\$213,460	\$213,460	\$0
04M-481.01	Revised Environmental Impact Report (EIR)	\$3,470,670	\$3,470,670	\$0
04M-482.00	California Environmental Quality Act (CEQA)	\$21,859	\$21,859	\$0
04M-483.00	Soil Testing	\$111,946	\$111,946	\$0
		\$4,554,262	\$4,554,262	\$0
Procurement		Current Budget	EAC	Funding Variance
04M-454.01	Waterless urinals	\$35,790	\$35,790	\$0

Los Angeles Mission College

Non Active and Non-Pending Sub-Projects

Procurement		Current Budget	EAC	Funding Variance
04M-454.02	Video Conference - Construction	\$0	\$0	\$0
04M-455.02	Bulk Purchase - Power tools	\$63	\$63	\$0
04M-455.03	Bulk Purchase - ATHLET/FIT EQUIPMENT	\$3	\$3	\$0
04M-455.04	Bulk Purchase - Musical Instruments	\$274	\$274	\$0
04M-455.05	Video Conference Equipment	\$0	\$0	\$0
04M-455.06	Bulk Purchase - CHILD DEV CTR F&E	\$10	\$10	\$0
		\$36,139	\$36,139	\$0
Miscellaneous		Current Budget	EAC	Funding Variance
04M-409.01	Learning Assistance Center, Library Building - General	\$185,564	\$185,564	\$0
04M-415.04	Instructional Building - Air Locks	\$27,906	\$27,906	\$0
04M-477.06	Temporary Campus Administration Offices	\$37,200	\$37,200	\$0
04M-477.07	Temporary Facility Health Trailer	\$67,235	\$67,235	\$0
		\$317,905	\$317,905	\$0

Los Angeles Mission College

Exhibit C

Exhibit C

Los Angeles Mission College

Budget Transfer Log (2014 thru 2017 Rebaseline)

Pierce College

College Building Program Overview

Founded in 1947, Los Angeles Pierce College is a comprehensive, top-ranked two-year institution. It offers more than 85 academic disciplines and 145 degree and certificate programs. Located on 426 acres in the western San Fernando Valley, Pierce College has stayed true to its agricultural college beginnings while adapting to today's modern science, arts and technology-based industries.

Since 2001, BuildLACCD has revitalized the campus while respecting its mission style aesthetic. Completed projects include the Center for the Sciences, the LEED Platinum Library / Learning Crossroads, College Services Building, Welcome Center Student Services Building, Child Development Center, the Maintenance & Operations facility.



A significant effort has been made to modernize the existing academic and administrative facilities including Computer Science, Math, Behavioral Science, Business Education, Music and Fine Arts and Earth Sciences buildings, Performing Arts complex, the Equestrian Center, Physical Education Facilities and Stadium. BuildLACCD's has supported the advancement of a greener, more sustainable campus through the upgrade of utilities infrastructure and the addition of 10,156 solar photovoltaic panels that generate 3,431,500 kWh as part of the District's clean energy transition. Its commitment to a sustainable future continues with plans to add facilities for additional renewable energy generation, electric vehicle charging stations, upgrading air conditioning control systems, and a state-of-the-art storm water management system to capture, treat and reuse rainfall. The recently completed new Agriculture Education Center with two new greenhouses highlights Pierce's dedication to its agricultural heritage. The Advanced Automotive Technology building, opened in 2023, responds to the rapidly changing auto industry and foster leaders in new automotive technology.

In 2024, construction will commence on four major projects. The Child Development Academic Facility, a net zero building, will replace four aging bungalows adding a new indoor/outdoor instructional space adjacent to the existing Child Development Center.

The Academic East and Academic West buildings will provide modern and accessible spaces for instruction, meeting, and collaboration for the Media Arts, Architecture, Multi Media, Mathematics, Psychology, and Computer Science departments. The Industrial Technology Building will house the automotive service technology and engineering programs adjacent to the Advanced Automotive Technology Building. Looking to the future, BuildLACCD and Pierce College are in planning for projects to further improve student and faculty experience on campus.

COLLEGE PROGRESS SUMMARY (December 2024)

Pierce College

College Building Program Overview

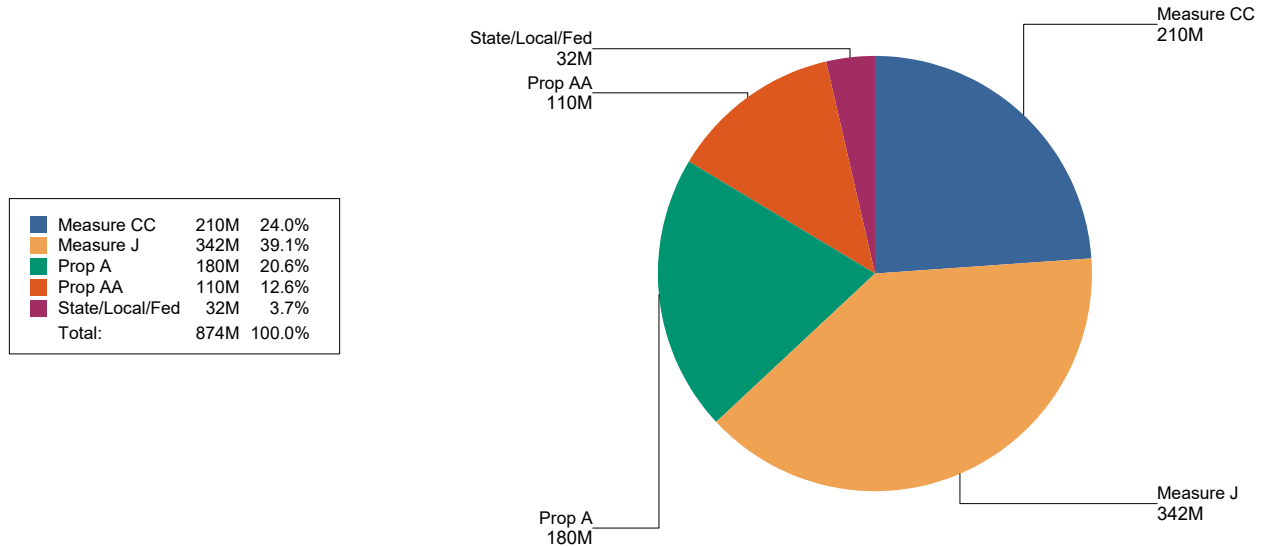
Sub Project Number	Sub Project Title	Sub Project Status	Const. % Complete	Academic Occupancy Date	Progress Summary
05P-512.00	Academic West Building	In Construction	8.00%	01/04/2027	Permanent shoring installation ongoing. Additional boring exploration was performed, a supplemental geotechnical report was prepared, reviewed and approved by California Geological Survey (CGS).
05P-512.01	Academic East Building	In Construction	25.00%	06/07/2027	Delivery of Structural Steel is completed. Installation of structural steel is ongoing. Installation of stairs ongoing.
05P-514.00	Child Development Academic Facility	In Construction	52.00%	01/05/2026	Buildings: Interior rough-ins and finishes in Buildings A, B, and C. Roof work, exterior waterproofing and Lath are ongoing. Site: Transformer installation completed.
05P-517.00	Industrial Technology Building	In Procurement	0.00%	01/03/2028	Board authorization of the contract award is pending review of the protest after issuance of the Notice Of Intention To Award.

Pierce College

College Funding and Overall Budget

Total funding of \$874 million is comprised of the following: Prop A/AA, Measure J, Measure CC State Capital Outlay, Schedule Maintenance Projects (SMP) and federal grants. The State Capital Outlay funds were used as additional funding for the construction of Child Development Center, P.E. Facilities, and to design the Life Science, Chemistry, Physics Building Renovation. The SMP funds were used as additional funding for various projects such as Underground Piping Replacement, Remove & Replace Transite Pipes, and Irrigation Systems Replacement. The federal grants have been used as additional funding for the FTA Bus Rapid Transit Extension & Winnetka / Mason DeSoto Entrances project.

PROGRAM FUNDING



COLLEGE BUDGET

Cost Type "Bucket"	[a] Current Budget	[b] Contracted	[c] Expended	[d] Estimate at Completion	[e]=[a]-[d] Budget Variance
Owner's Reserve	\$0	\$0	\$0	\$0	\$0
Furniture, Fixtures & Equipment	\$46,216,078	\$24,888,330	\$24,501,950	\$46,216,078	\$0
Asset, Move, Legal/Audit & Specialty	\$10,369,316	\$9,904,605	\$9,812,742	\$10,369,316	\$0
Program & Project Management	\$81,019,654	\$71,697,222	\$69,670,300	\$81,019,654	\$0
Land Acquisition	\$898	\$898	\$898	\$898	\$0
Programming & Design	\$89,765,554	\$83,013,233	\$79,588,568	\$89,765,554	\$0
Construction	\$646,661,109	\$536,687,400	\$433,517,080	\$646,661,109	\$0
Total Budget	\$874,032,609	\$726,191,687	\$617,091,538	\$874,032,609	\$0

Pierce College Sub-Project List

SUB-PROJECTS						
Sub-Project ID	Project/Building Name	Status	[a] Current Budget	[b] Estimate at Completion	[c]=[a]-[b] Budget Variance	Academic Occupancy Date
05P-507.01	Demolition of Building 1500	In Planning	\$1,413,942	\$1,413,942	\$0	03/03/2028
05P-510.01	Demolition of Building 1200	In Planning	\$490,023	\$490,023	\$0	03/03/2028
05P-510.02	Demolition of Building 1300	In Planning	\$856,702	\$856,702	\$0	03/03/2028
05P-510.03	Demolition of Building 1400	In Planning	\$931,690	\$931,690	\$0	03/03/2028
05P-512.00	Academic West Building	In Construction	\$61,842,446	\$61,842,446	\$0	01/04/2027
05P-512.01	Academic East Building	In Construction	\$73,952,852	\$73,952,852	\$0	06/07/2027
05P-514.00	Child Development Academic Facility	In Construction	\$21,446,276	\$21,446,276	\$0	01/05/2026
05P-517.00	Industrial Technology Building	In Procurement	\$77,252,069	\$77,252,069	\$0	01/03/2028
05P-540.01	New Maintenance and Operations Facility - Shelving	In Design	\$448,411	\$448,411	\$0	11/24/2025
05P-542.02	Landscaping - Park, Access Road, DeSoto and Mason Entrances	In Planning	\$6,073,920	\$6,073,920	\$0	11/03/2028
05P-577.08	Demolition of Temporary Child Development Center Bungalows	In Planning	\$943,054	\$943,054	\$0	11/12/2026
05P-577.09	Demolition of Modular Buildings 8000, 8300, 8310, 8320, 8330, and 8345	In Planning	\$362,190	\$362,190	\$0	09/30/2027
05P-584.01	Demolition of Industrial Technology Building 3600	In Planning	\$5,374,393	\$5,374,393	\$0	06/27/2028
05P-584.02	Demolition of Applied Technology Building 3800	In Planning	\$4,243,916	\$4,243,916	\$0	06/27/2028
05P-585.00	Landscape/Hardscape on Temporary Child Development Center Site	In Planning	\$4,367,641	\$4,367,641	\$0	07/13/2027
05P-585.01	Landscape Masterplan at Botanical Garden	In Planning	\$7,448,151	\$7,448,151	\$0	06/01/2028
05P-585.02	Temporary Village Restoration	In Planning	\$2,272,427	\$2,272,427	\$0	12/29/2027
Total Active Subprojects			\$269,720,101	\$269,720,101	\$0	
05P-521.03	Horticulture Facility	Deferred	\$3,326,800	\$3,326,800	\$0	
05P-527.04	P.E. Facilities - Improvements	Deferred	\$375,426	\$375,426	\$0	
Total Pending Subprojects			\$3,702,226	\$3,702,226	\$0	
Cancelled*			\$5,250,263	\$5,250,263	\$0	
Completed*			\$544,865,609	\$544,865,609	\$0	
Land Aquisition			\$4,474	\$4,474	\$0	
Master Plan			\$2,455,513	\$2,455,513	\$0	
Miscellaneous			\$97,556	\$97,556	\$0	
Procurement			\$68,056	\$68,056	\$0	

*Completed and Cancelled Sub-Projects are Reference Exhibit B.

Pierce College Sub-Project List

Support Services	\$47,868,811	\$47,868,811	\$0
All Remaining Subprojects	\$600,610,282	\$600,610,282	\$0
Total Pierce College Subprojects	\$874,032,609	\$874,032,609	\$0

*Completed and Cancelled Sub-Projects are Reference Exhibit B.

Pierce College

Sub-Project/Building Level Detail

05P-507.01 - Demolition of Building 1500

SUB-PROJECT PROFILE

OVERALL STATUS: In Planning

DESCRIPTION: Demolition or removal of the existing building 1500 in the Botanical Garden area.

DESIGN START

05/21/2026

NTP CONSTRUCTION

10/06/2027

SUBSTANTIAL COMPLETION

03/03/2028

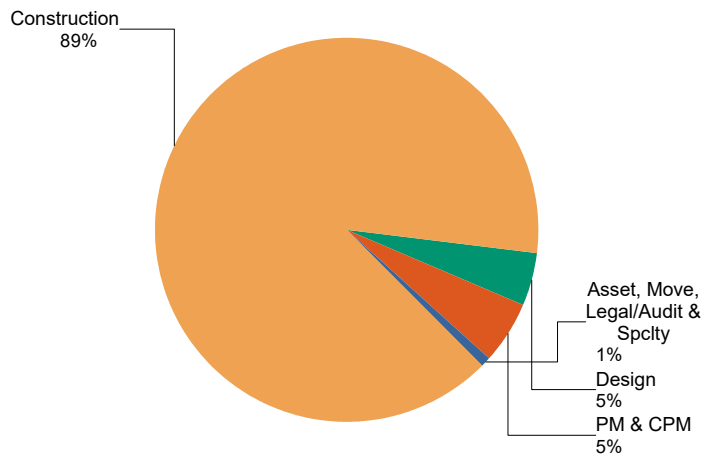
ACADEMIC OCCUPANCY

03/03/2028

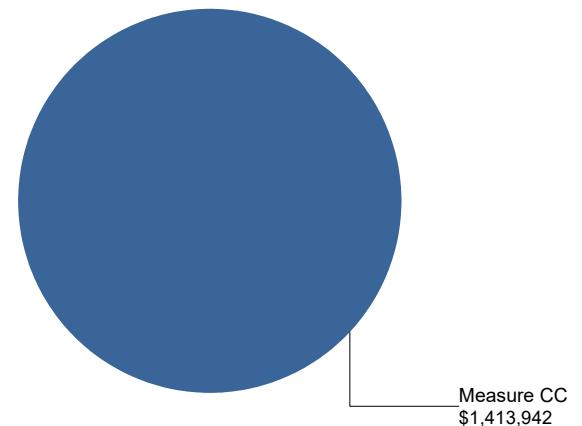
SUB-PROJECT COST BREAKDOWN

Cost Type "Bucket"	[a] Current Budget	[b] Contracted	[c] Expended	[d] Estimate at Completion	[e]=[a]-[d] Budget Variance
Asset, Move, Legal/Audit & Specialty	\$11,497	\$0	\$0	\$11,497	\$0
Construction	\$1,264,955	\$0	\$0	\$1,264,955	\$0
Program & Project Management	\$73,509	\$34,346	\$3,646	\$73,509	\$0
Programming & Design	\$63,981	\$0	\$0	\$63,981	\$0
Total Budget	\$1,413,942	\$34,346	\$3,646	\$1,413,942	\$0

Current Budget By Cost Type



Funding Source(s)



Pierce College

Sub-Project/Building Level Detail

05P-510.01 - Demolition of Building 1200

SUB-PROJECT PROFILE

OVERALL STATUS: In Planning

DESCRIPTION: Demolition or removal of the existing building 1200 in the Botanical Garden area.

DESIGN START

05/21/2026

NTP CONSTRUCTION

10/06/2027

SUBSTANTIAL COMPLETION

03/03/2028

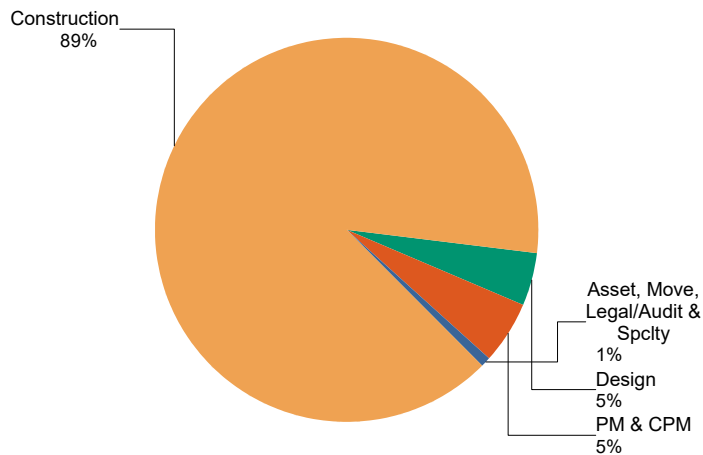
ACADEMIC OCCUPANCY

03/03/2028

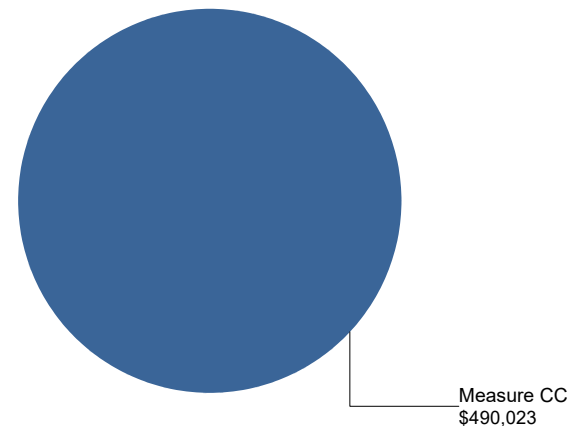
SUB-PROJECT COST BREAKDOWN

Cost Type "Bucket"	[a] Current Budget	[b] Contracted	[c] Expended	[d] Estimate at Completion	[e]=[a]-[d] Budget Variance
Asset, Move, Legal/Audit & Specialty	\$3,986	\$0	\$0	\$3,986	\$0
Construction	\$438,368	\$0	\$0	\$438,368	\$0
Program & Project Management	\$25,486	\$12,134	\$3,646	\$25,486	\$0
Programming & Design	\$22,183	\$0	\$0	\$22,183	\$0
Total Budget	\$490,023	\$12,134	\$3,646	\$490,023	\$0

Current Budget By Cost Type



Funding Source(s)



Pierce College

Sub-Project/Building Level Detail

05P-510.02 - Demolition of Building 1300

SUB-PROJECT PROFILE

OVERALL STATUS: In Planning

DESCRIPTION: Demolition or removal of the existing building 1300 in the Botanical Garden area.

DESIGN START

05/21/2026

NTP CONSTRUCTION

10/06/2027

SUBSTANTIAL COMPLETION

03/03/2028

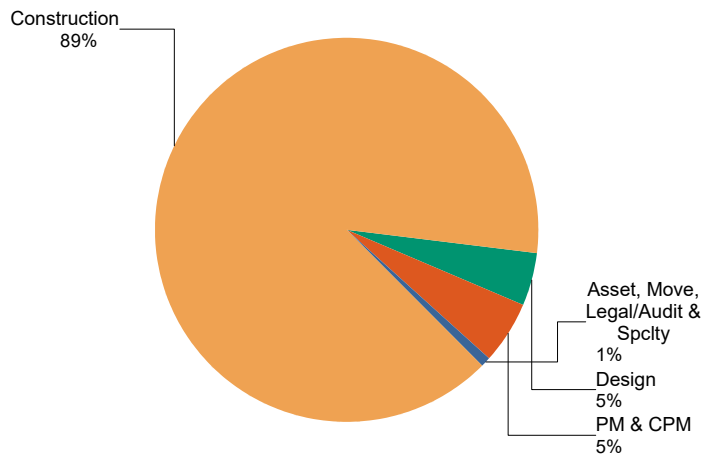
ACADEMIC OCCUPANCY

03/03/2028

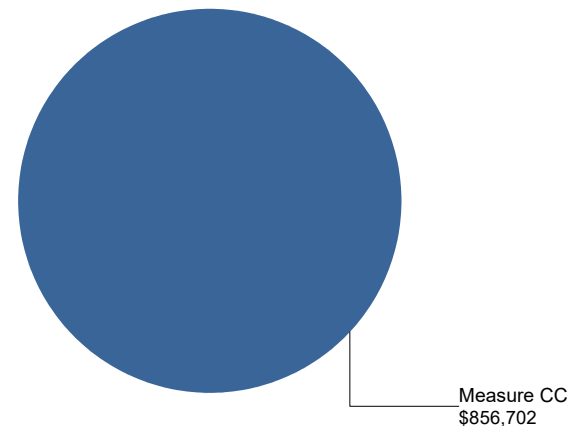
SUB-PROJECT COST BREAKDOWN

Cost Type "Bucket"	[a] Current Budget	[b] Contracted	[c] Expended	[d] Estimate at Completion	[e]=[a]-[d] Budget Variance
Asset, Move, Legal/Audit & Specialty	\$6,968	\$0	\$0	\$6,968	\$0
Construction	\$766,399	\$0	\$0	\$766,399	\$0
Program & Project Management	\$44,555	\$20,954	\$3,646	\$44,555	\$0
Programming & Design	\$38,780	\$0	\$0	\$38,780	\$0
Total Budget	\$856,702	\$20,954	\$3,646	\$856,702	\$0

Current Budget By Cost Type



Funding Source(s)



Pierce College

Sub-Project/Building Level Detail

05P-510.03 - Demolition of Building 1400

SUB-PROJECT PROFILE

OVERALL STATUS: *In Planning*
DESCRIPTION: Demolition or removal of the existing building 1400 in the Botanical Garden area.

DESIGN START

05/21/2026

NTP CONSTRUCTION

10/06/2027

SUBSTANTIAL COMPLETION

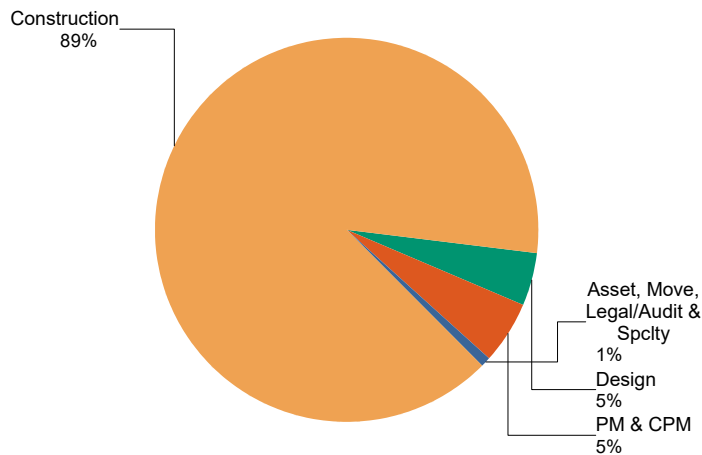
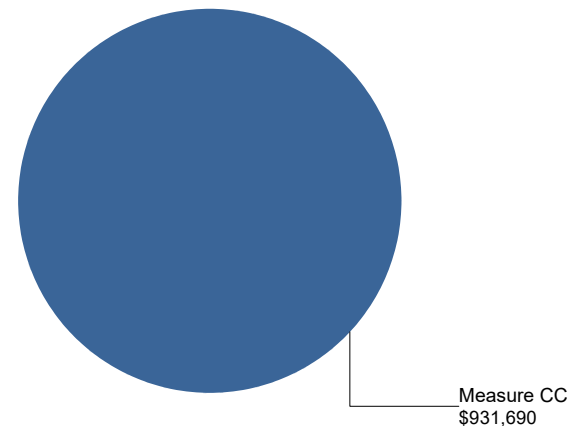
03/03/2028

ACADEMIC OCCUPANCY

03/03/2028

SUB-PROJECT COST BREAKDOWN

Cost Type "Bucket"	[a] Current Budget	[b] Contracted	[c] Expended	[d] Estimate at Completion	[e]=[a]-[d] Budget Variance
Asset, Move, Legal/Audit & Specialty	\$7,574	\$0	\$0	\$7,574	\$0
Construction	\$833,535	\$0	\$0	\$833,535	\$0
Program & Project Management	\$48,428	\$22,746	\$3,646	\$48,428	\$0
Programming & Design	\$42,153	\$0	\$0	\$42,153	\$0
Total Budget	\$931,690	\$22,746	\$3,646	\$931,690	\$0

Current Budget By Cost Type

Funding Source(s)


Pierce College

Sub-Project/Building Level Detail

05P-512.00 - Academic West Building

SUB-PROJECT PROFILE

OVERALL STATUS: In Construction

DESCRIPTION: The Academic West Building project (05P-512.00) is a new Academic Facility (29,090 GSF) in the footprint of the existing old library that will provide a new classroom space for Philosophy, Media Arts and Art that includes the Art Gallery, Architecture and Multimedia. It was previously approved as the Multi-Purpose Academic and Workforce Education Building project (05P-512.00) which was going to be a new Academic Facility (75,846 SF) in the footprint of the existing old library that would have provided new space for English, Math, Social Science, Psychology, Computer Science, Digital Arts and Media Arts, and Architecture.

DESIGN START

10/11/2022

NTP CONSTRUCTION

10/17/2024

SUBSTANTIAL COMPLETION

07/28/2026

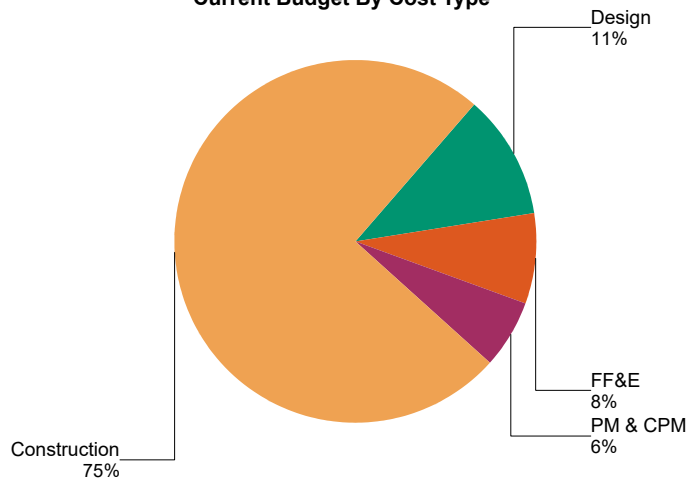
ACADEMIC OCCUPANCY

01/04/2027

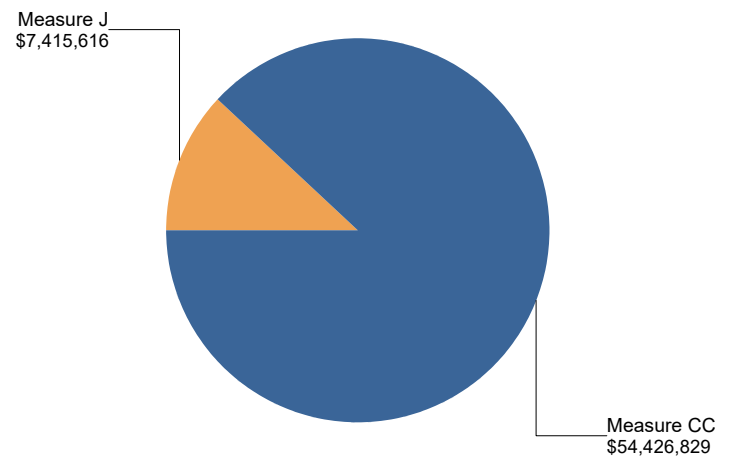
SUB-PROJECT COST BREAKDOWN

Cost Type "Bucket"	[a] Current Budget	[b] Contracted	[c] Expended	[d] Estimate at Completion	[e]=[a]-[d] Budget Variance
Asset, Move, Legal/Audit & Specialty	\$0	\$0	\$0	\$0	\$0
Construction	\$46,209,509	\$42,346,565	\$1,275,518	\$46,209,509	\$0
Furniture, Fixtures & Equipment	\$4,936,954	\$191,002	\$0	\$4,936,954	\$0
Program & Project Management	\$3,824,440	\$1,989,453	\$1,665,534	\$3,824,440	\$0
Programming & Design	\$6,871,544	\$6,298,698	\$5,197,651	\$6,871,544	\$0
Total Budget	\$61,842,446	\$50,825,718	\$8,138,703	\$61,842,446	\$0

Current Budget By Cost Type



Funding Source(s)



Pierce College

Sub-Project/Building Level Detail

05P-512.01 - Academic East Building

SUB-PROJECT PROFILE

OVERALL STATUS: In Construction

DESCRIPTION: The Academic East Building project (05P-512.01) is a new Academic Facility (56,590 GSF) that will be located in the North East portion of the campus adjacent to the existing Central Plant. The Building will provide new classroom and office space for Mathematics, Psychology and Computer Science Information Technology. The project will include modifications to the existing practice soccer fields and putting greens that are being displaced by the new building.

DESIGN START

06/21/2022

NTP CONSTRUCTION

07/29/2024

SUBSTANTIAL COMPLETION

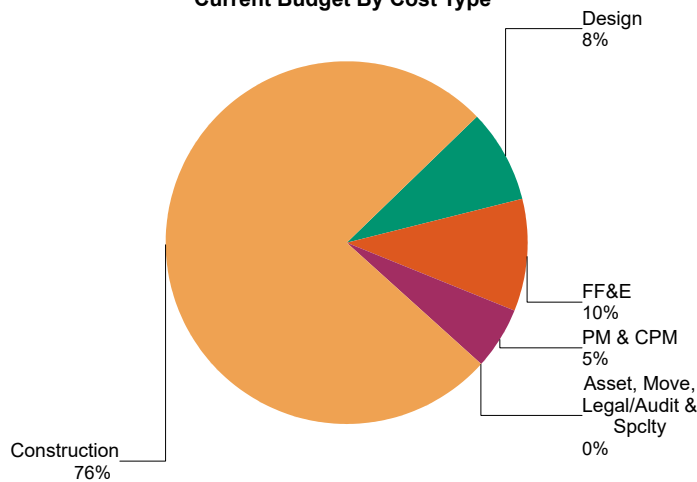
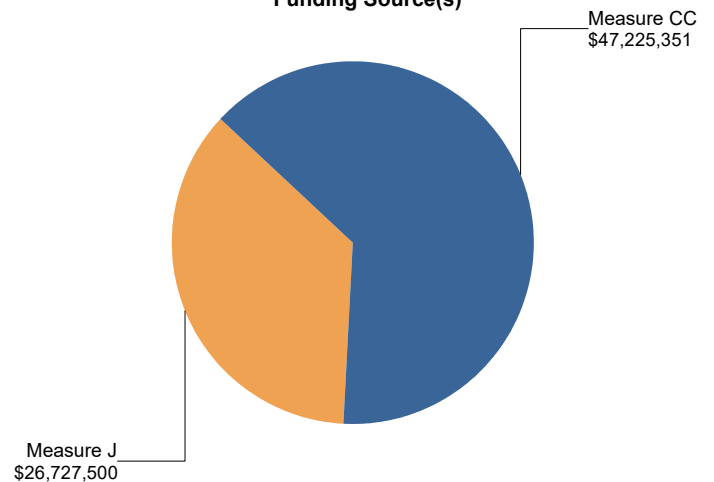
10/31/2026

ACADEMIC OCCUPANCY

06/07/2027

SUB-PROJECT COST BREAKDOWN

Cost Type "Bucket"	[a] Current Budget	[b] Contracted	[c] Expended	[d] Estimate at Completion	[e]=[a]-[d] Budget Variance
Asset, Move, Legal/Audit & Specialty	\$45,456	\$0	\$0	\$45,456	\$0
Construction	\$56,333,406	\$52,423,031	\$3,917,921	\$56,333,406	\$0
Furniture, Fixtures & Equipment	\$7,420,202	\$0	\$0	\$7,420,202	\$0
Program & Project Management	\$4,011,726	\$1,565,318	\$1,235,450	\$4,011,726	\$0
Programming & Design	\$6,142,062	\$5,120,045	\$4,150,516	\$6,142,062	\$0
Total Budget	\$73,952,852	\$59,108,394	\$9,303,886	\$73,952,852	\$0

Current Budget By Cost Type

Funding Source(s)


Pierce College

Sub-Project/Building Level Detail

05P-514.00 - Child Development Academic Facility

SUB-PROJECT PROFILE

OVERALL STATUS: In Construction

DESCRIPTION: Construct new child development academic facility building with new classrooms. Proposed site is abutting existing Child Development Center to the east.

DESIGN START

11/23/2021

NTP CONSTRUCTION

04/03/2024

SUBSTANTIAL COMPLETION

09/24/2025

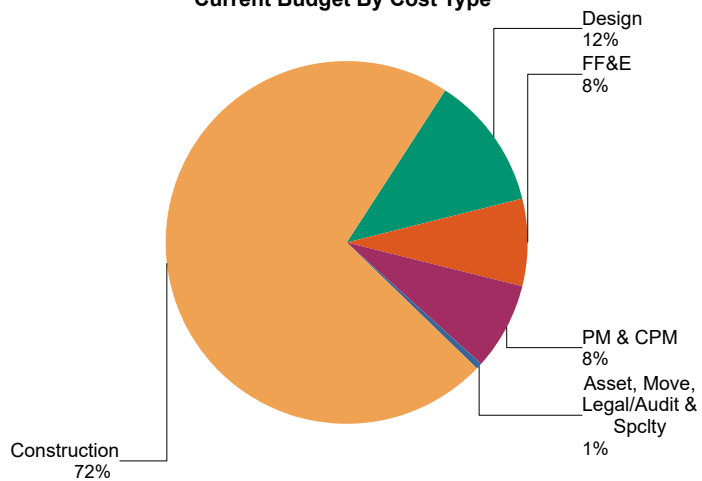
ACADEMIC OCCUPANCY

01/05/2026

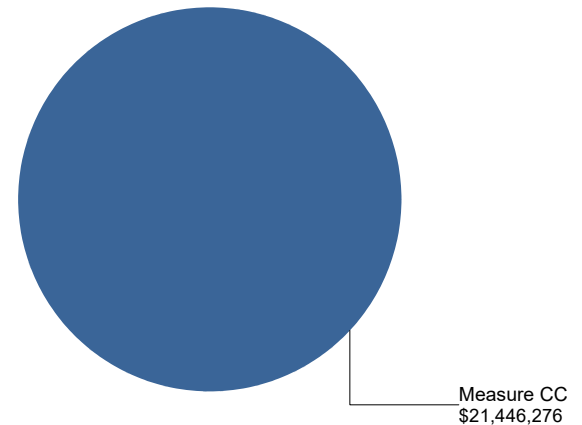
SUB-PROJECT COST BREAKDOWN

Cost Type "Bucket"	[a] Current Budget	[b] Contracted	[c] Expended	[d] Estimate at Completion	[e]=[a]-[d] Budget Variance
Asset, Move, Legal/Audit & Specialty	\$111,460	\$0	\$0	\$111,460	\$0
Construction	\$15,422,175	\$14,666,926	\$6,454,455	\$15,422,175	\$0
Furniture, Fixtures & Equipment	\$1,655,181	\$0	\$0	\$1,655,181	\$0
Program & Project Management	\$1,683,978	\$1,683,851	\$1,404,923	\$1,683,978	\$0
Programming & Design	\$2,573,482	\$2,335,628	\$2,149,357	\$2,573,482	\$0
Total Budget	\$21,446,276	\$18,686,405	\$10,008,734	\$21,446,276	\$0

Current Budget By Cost Type



Funding Source(s)



Pierce College

Sub-Project/Building Level Detail

05P-517.00 - Industrial Technology Building

SUB-PROJECT PROFILE

OVERALL STATUS: In Procurement

DESCRIPTION: Construct new industrial technology building for instructional space for the following: Automotive Service Technology, Electronics, Engineering Design and Technology, Machining, CNC, and Welding programs.

DESIGN START

08/10/2020

NTP CONSTRUCTION

04/09/2025

SUBSTANTIAL COMPLETION

05/10/2027

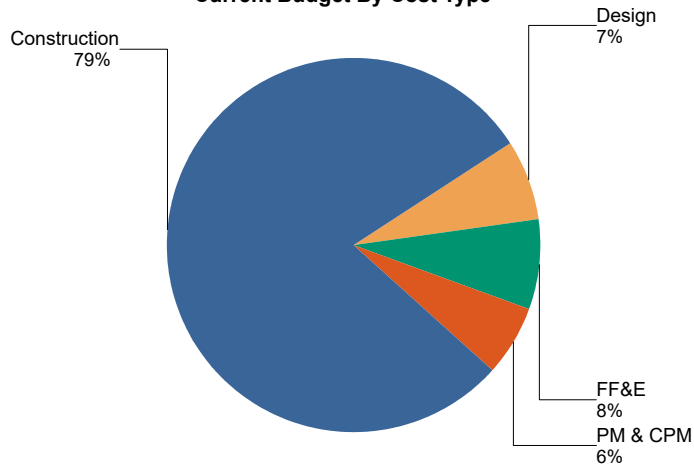
ACADEMIC OCCUPANCY

01/03/2028

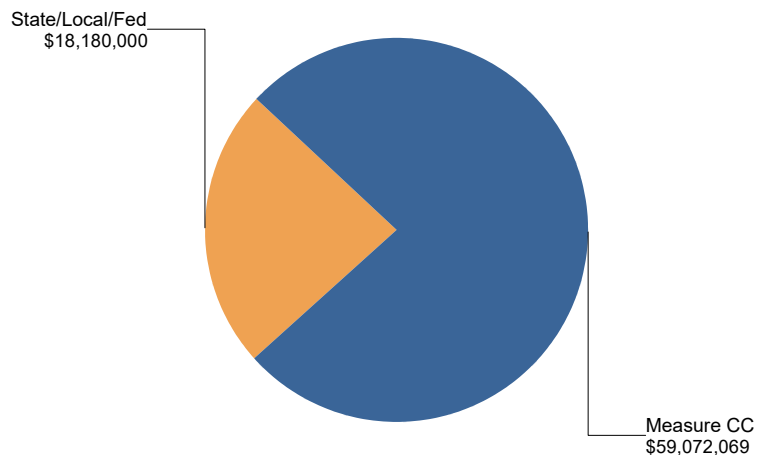
SUB-PROJECT COST BREAKDOWN

Cost Type "Bucket"	[a] Current Budget	[b] Contracted	[c] Expended	[d] Estimate at Completion	[e]=[a]-[d] Budget Variance
Construction	\$61,261,353	\$333,191	\$42,370	\$61,261,353	\$0
Furniture, Fixtures & Equipment	\$6,149,569	\$0	\$0	\$6,149,569	\$0
Program & Project Management	\$4,638,099	\$1,260,764	\$728,911	\$4,638,099	\$0
Programming & Design	\$5,203,047	\$4,006,270	\$3,145,697	\$5,203,047	\$0
Total Budget	\$77,252,069	\$5,600,226	\$3,916,977	\$77,252,069	\$0

Current Budget By Cost Type



Funding Source(s)



Pierce College

Sub-Project/Building Level Detail

05P-540.01 - New Maintenance and Operations Facility - Shelving

SUB-PROJECT PROFILE

OVERALL STATUS: In Design

DESCRIPTION: The proposed project scope is to survey and document the shelvings added by the campus throughout the facility, prepare calculations and drawings, and submit the package to DSA for approval.

DESIGN START

01/26/2022

NTP CONSTRUCTION

09/25/2025

SUBSTANTIAL COMPLETION

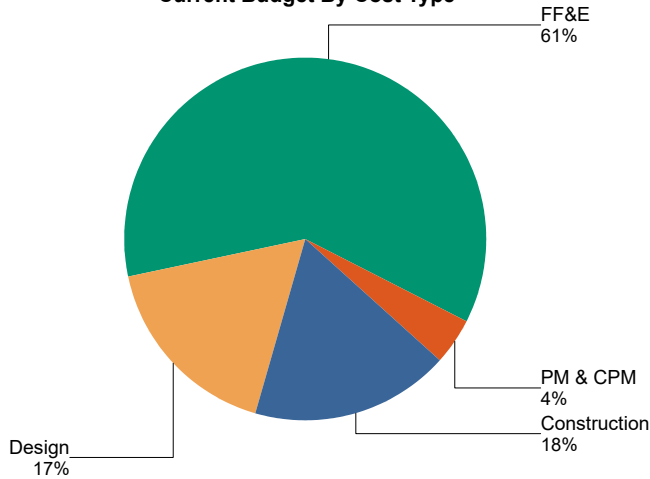
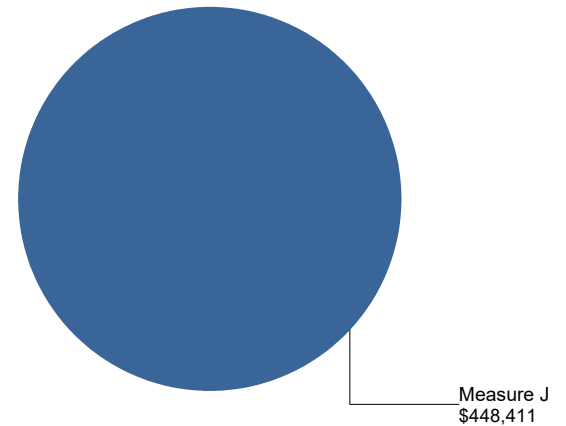
11/24/2025

ACADEMIC OCCUPANCY

11/24/2025

SUB-PROJECT COST BREAKDOWN

Cost Type "Bucket"	[a] Current Budget	[b] Contracted	[c] Expended	[d] Estimate at Completion	[e]=[a]-[d] Budget Variance
Construction	\$79,153	\$0	\$0	\$79,153	\$0
Furniture, Fixtures & Equipment	\$272,262	\$31,750	\$0	\$272,262	\$0
Program & Project Management	\$19,087	\$6,518	\$6,518	\$19,087	\$0
Programming & Design	\$77,908	\$75,995	\$4,695	\$77,908	\$0
Total Budget	\$448,411	\$114,263	\$11,213	\$448,411	\$0

Current Budget By Cost Type

Funding Source(s)


Pierce College

Sub-Project/Building Level Detail

05P-542.02 - Landscaping - Park, Access Road, DeSoto and Mason Entrances

SUB-PROJECT PROFILE

OVERALL STATUS: *In Planning*

DESCRIPTION: As part of Campus-wide improvements to existing landscaping and campus access, update and enhance the landscaping at Rocky Young Park, provide landscaping of the access road from the South side of the park to the Mason/El Rancho intersection, and update and enhance the landscaping at the DeSoto/El Rancho entrance and the Victory/Mason entrance.

DESIGN START

06/05/2025

NTP CONSTRUCTION

05/14/2027

SUBSTANTIAL COMPLETION

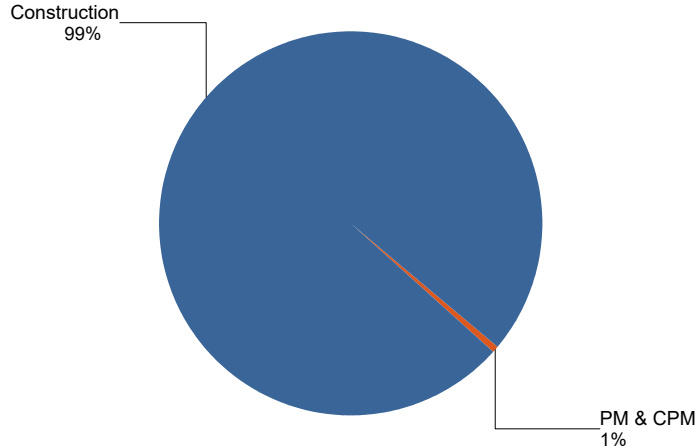
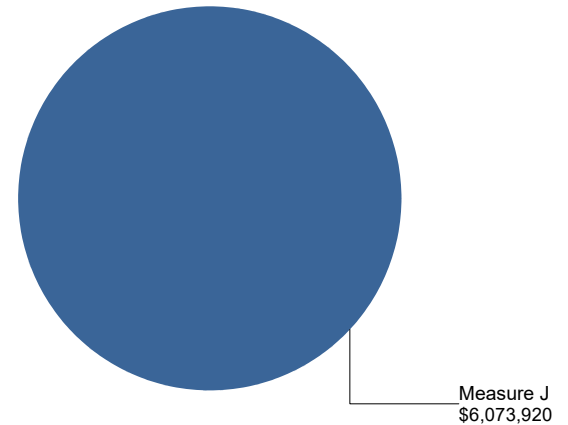
11/03/2028

ACADEMIC OCCUPANCY

11/03/2028

SUB-PROJECT COST BREAKDOWN

Cost Type "Bucket"	[a] Current Budget	[b] Contracted	[c] Expended	[d] Estimate at Completion	[e]=[a]-[d] Budget Variance
Construction	\$6,042,939	\$0	\$0	\$6,042,939	\$0
Furniture, Fixtures & Equipment	\$0	\$0	\$0	\$0	\$0
Program & Project Management	\$30,981	\$30,202	\$29,531	\$30,981	\$0
Programming & Design	\$0	\$0	\$0	\$0	\$0
Total Budget	\$6,073,920	\$30,202	\$29,531	\$6,073,920	\$0

Current Budget By Cost Type

Funding Source(s)


Pierce College

Sub-Project/Building Level Detail

05P-577.08 - Demolition of Temporary Child Development Center Bungalows

SUB-PROJECT PROFILE

OVERALL STATUS: *In Planning*
DESCRIPTION: Demolition of existing four (4) separate modular buildings, shade structures, and site.

DESIGN START

05/08/2025

NTP CONSTRUCTION

07/11/2026

SUBSTANTIAL COMPLETION

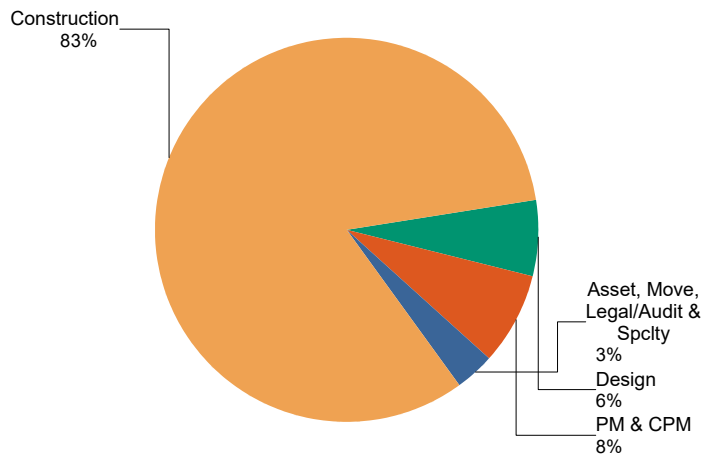
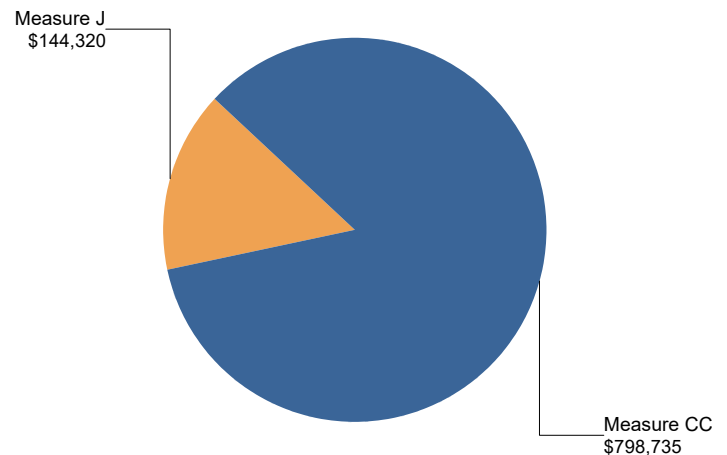
11/12/2026

ACADEMIC OCCUPANCY

11/12/2026

SUB-PROJECT COST BREAKDOWN

Cost Type "Bucket"	[a] Current Budget	[b] Contracted	[c] Expended	[d] Estimate at Completion	[e]=[a]-[d] Budget Variance
Asset, Move, Legal/Audit & Specialty	\$30,227	\$0	\$0	\$30,227	\$0
Construction	\$778,241	\$0	\$0	\$778,241	\$0
Program & Project Management	\$73,875	\$23,103	\$6,845	\$73,875	\$0
Programming & Design	\$60,711	\$0	\$0	\$60,711	\$0
Total Budget	\$943,054	\$23,103	\$6,845	\$943,054	\$0

Current Budget By Cost Type

Funding Source(s)


Pierce College

Sub-Project/Building Level Detail

05P-577.09 - Demolition of Modular Buildings 8000, 8300, 8310, 8320, 8330, and 8345

SUB-PROJECT PROFILE

OVERALL STATUS: In Planning

DESCRIPTION: Demolition or removal of the existing modular buildings 8000, 8300, 8310, 8320, 8330, & 8345 in the Pierce Village area.

DESIGN START

05/07/2026

NTP CONSTRUCTION

07/15/2027

SUBSTANTIAL COMPLETION

09/30/2027

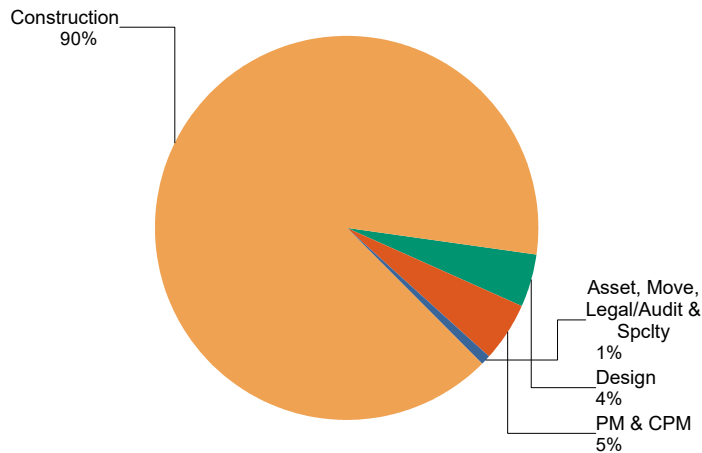
ACADEMIC OCCUPANCY

09/30/2027

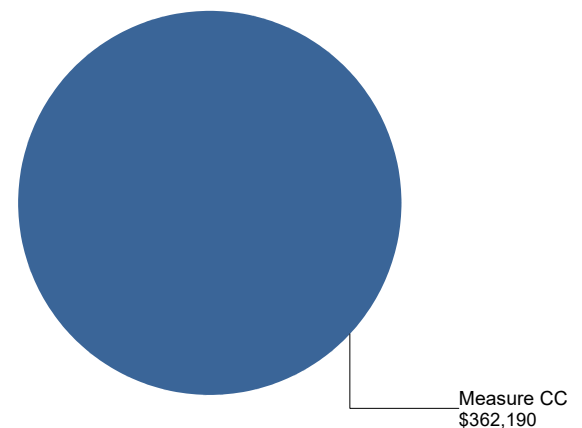
SUB-PROJECT COST BREAKDOWN

Cost Type "Bucket"	[a] Current Budget	[b] Contracted	[c] Expended	[d] Estimate at Completion	[e]=[a]-[d] Budget Variance
Asset, Move, Legal/Audit & Specialty	\$2,886	\$0	\$0	\$2,886	\$0
Construction	\$324,786	\$0	\$0	\$324,786	\$0
Program & Project Management	\$18,455	\$8,882	\$644	\$18,455	\$0
Programming & Design	\$16,063	\$0	\$0	\$16,063	\$0
Total Budget	\$362,190	\$8,882	\$644	\$362,190	\$0

Current Budget By Cost Type



Funding Source(s)



Pierce College

Sub-Project/Building Level Detail

05P-584.01 - Demolition of Industrial Technology Building 3600

SUB-PROJECT PROFILE

OVERALL STATUS: *In Planning*

DESCRIPTION: Demolition of Industrial Technology Building 3600 (currently Industrial Technology Building) project including site restoration to blend with remaining adjacencies.

DESIGN START

09/03/2026

NTP CONSTRUCTION

02/29/2028

SUBSTANTIAL COMPLETION

06/27/2028

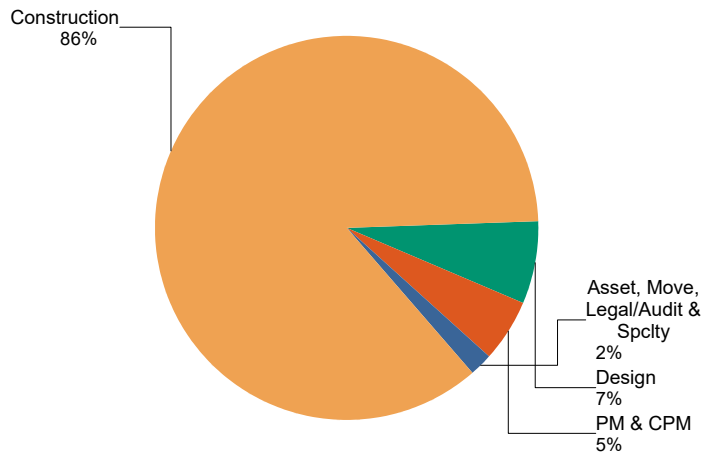
ACADEMIC OCCUPANCY

06/27/2028

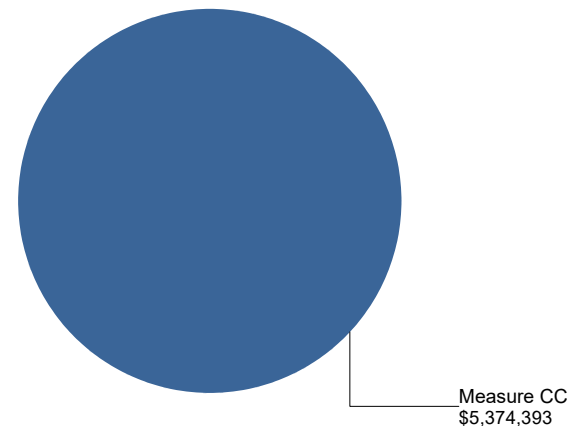
SUB-PROJECT COST BREAKDOWN

Cost Type "Bucket"	[a] Current Budget	[b] Contracted	[c] Expended	[d] Estimate at Completion	[e]=[a]-[d] Budget Variance
Asset, Move, Legal/Audit & Specialty	\$109,111	\$0	\$0	\$109,111	\$0
Construction	\$4,607,926	\$0	\$0	\$4,607,926	\$0
Program & Project Management	\$284,561	\$86,965	\$644	\$284,561	\$0
Programming & Design	\$372,795	\$0	\$0	\$372,795	\$0
Total Budget	\$5,374,393	\$86,965	\$644	\$5,374,393	\$0

Current Budget By Cost Type



Funding Source(s)



Pierce College

Sub-Project/Building Level Detail

05P-584.02 - Demolition of Applied Technology Building 3800

SUB-PROJECT PROFILE

OVERALL STATUS: In Planning

DESCRIPTION: Demolition of Applied Technology Building3800 (currently Applied Technology Building) project including site restoration to blend with remaining adjacencies

DESIGN START

09/03/2026

NTP CONSTRUCTION

02/29/2028

SUBSTANTIAL COMPLETION

06/27/2028

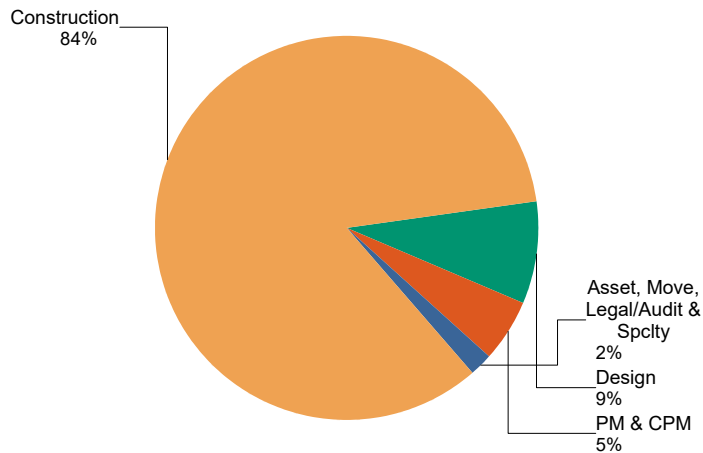
ACADEMIC OCCUPANCY

06/27/2028

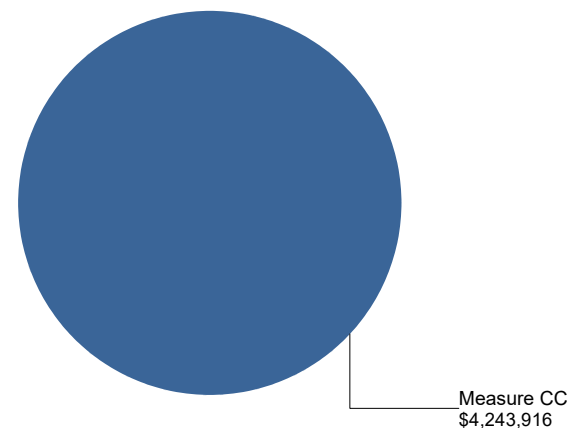
SUB-PROJECT COST BREAKDOWN

Cost Type "Bucket"	[a] Current Budget	[b] Contracted	[c] Expended	[d] Estimate at Completion	[e]=[a]-[d] Budget Variance
Asset, Move, Legal/Audit & Specialty	\$85,421	\$0	\$0	\$85,421	\$0
Construction	\$3,573,438	\$0	\$0	\$3,573,438	\$0
Program & Project Management	\$221,240	\$87,677	\$644	\$221,240	\$0
Programming & Design	\$363,817	\$0	\$0	\$363,817	\$0
Total Budget	\$4,243,916	\$87,677	\$644	\$4,243,916	\$0

Current Budget By Cost Type



Funding Source(s)



Pierce College

Sub-Project/Building Level Detail

05P-585.00 - Landscape/Hardscape on Temporary Child Development Center Site

SUB-PROJECT PROFILE

OVERALL STATUS: In Planning

DESCRIPTION: Landscape/Hardscape works to replace demolished modular buildings to match adjacent North of Mall.

DESIGN START

05/08/2025

NTP CONSTRUCTION

07/11/2026

SUBSTANTIAL COMPLETION

07/13/2027

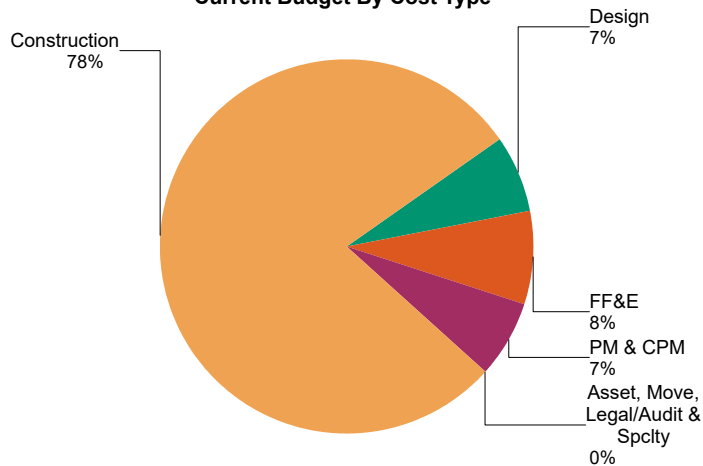
ACADEMIC OCCUPANCY

07/13/2027

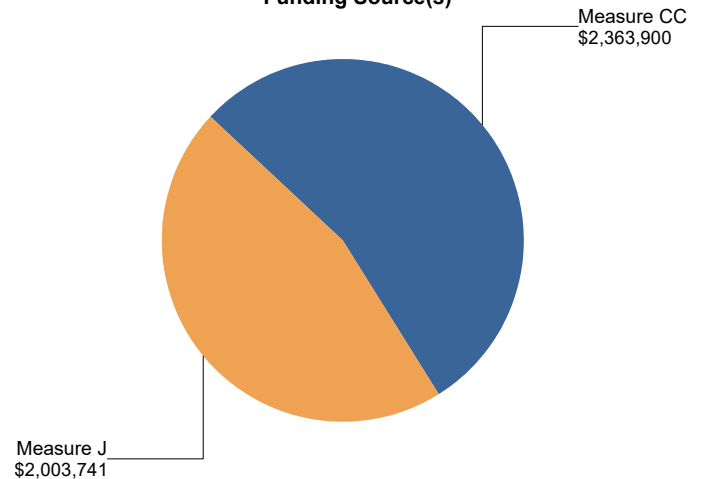
SUB-PROJECT COST BREAKDOWN

Cost Type "Bucket"	[a] Current Budget	[b] Contracted	[c] Expended	[d] Estimate at Completion	[e]=[a]-[d] Budget Variance
Asset, Move, Legal/Audit & Specialty	\$3,957	\$0	\$0	\$3,957	\$0
Construction	\$3,423,639	\$0	\$0	\$3,423,639	\$0
Furniture, Fixtures & Equipment	\$350,000	\$0	\$0	\$350,000	\$0
Program & Project Management	\$295,835	\$59,283	\$3,173	\$295,835	\$0
Programming & Design	\$294,210	\$0	\$0	\$294,210	\$0
Total Budget	\$4,367,641	\$59,283	\$3,173	\$4,367,641	\$0

Current Budget By Cost Type



Funding Source(s)



Pierce College

Sub-Project/Building Level Detail

05P-585.01 - Landscape Masterplan at Botanical Garden

SUB-PROJECT PROFILE

OVERALL STATUS: *In Planning*

DESCRIPTION: Landscape/hardscape project at Botanical Garden area excluding the demolition or removal of the existing structures.

DESIGN START

05/29/2026

NTP CONSTRUCTION

10/06/2027

SUBSTANTIAL COMPLETION

06/01/2028

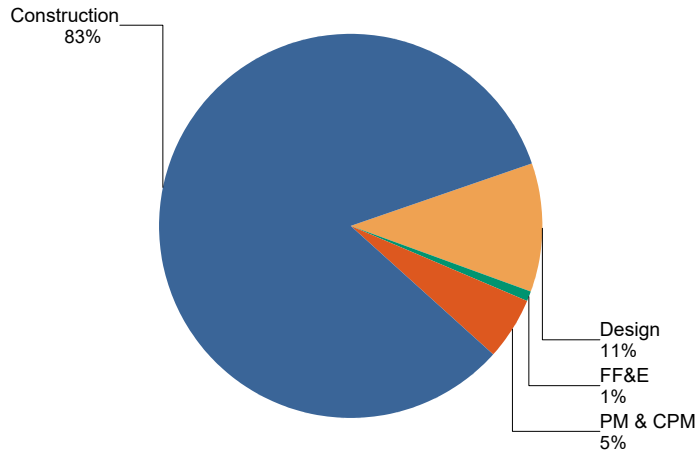
ACADEMIC OCCUPANCY

06/01/2028

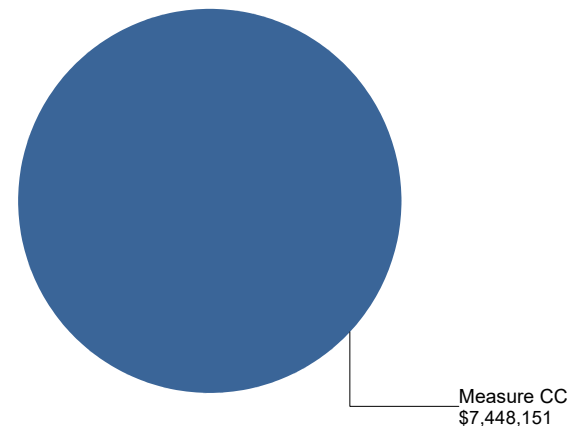
SUB-PROJECT COST BREAKDOWN

Cost Type "Bucket"	[a] Current Budget	[b] Contracted	[c] Expended	[d] Estimate at Completion	[e]=[a]-[d] Budget Variance
Construction	\$6,189,133	\$0	\$0	\$6,189,133	\$0
Furniture, Fixtures & Equipment	\$56,856	\$0	\$0	\$56,856	\$0
Program & Project Management	\$393,383	\$100,953	\$35,353	\$393,383	\$0
Programming & Design	\$808,780	\$0	\$0	\$808,780	\$0
Total Budget	\$7,448,151	\$100,953	\$35,353	\$7,448,151	\$0

Current Budget By Cost Type



Funding Source(s)



Pierce College

Sub-Project/Building Level Detail

05P-585.02 - Temporary Village Restoration

SUB-PROJECT PROFILE

OVERALL STATUS: In Planning

DESCRIPTION: Landscape/hardscape project at Pierce Village area excluding the demolition or removal of the existing modular buildings.

DESIGN START

05/21/2026

NTP CONSTRUCTION

06/10/2027

SUBSTANTIAL COMPLETION

12/29/2027

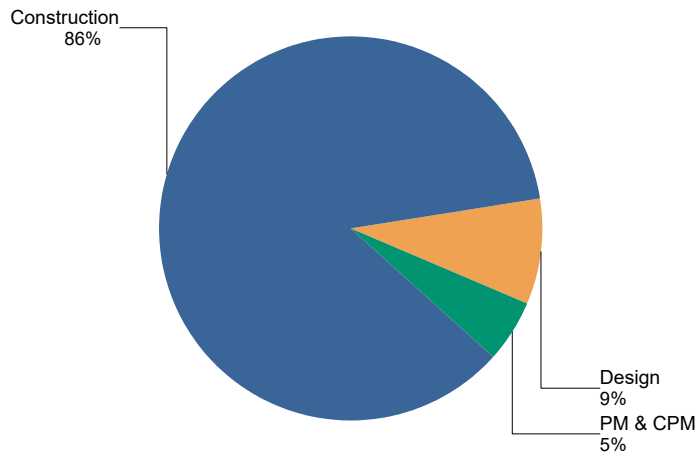
ACADEMIC OCCUPANCY

12/29/2027

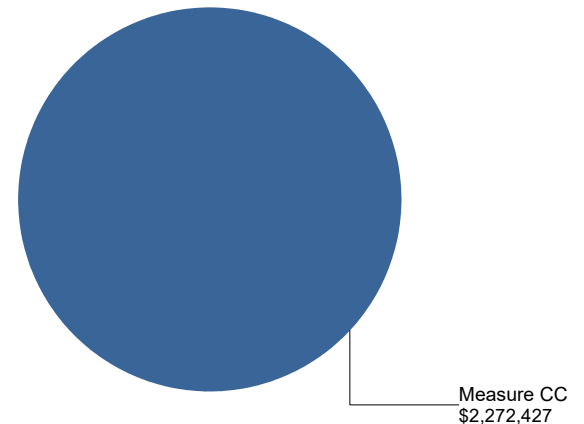
SUB-PROJECT COST BREAKDOWN

Cost Type "Bucket"	[a] Current Budget	[b] Contracted	[c] Expended	[d] Estimate at Completion	[e]=[a]-[d] Budget Variance
Construction	\$1,950,221	\$0	\$0	\$1,950,221	\$0
Program & Project Management	\$119,929	\$71,691	\$30,179	\$119,929	\$0
Programming & Design	\$202,276	\$0	\$0	\$202,276	\$0
Total Budget	\$2,272,427	\$71,691	\$30,179	\$2,272,427	\$0

Current Budget By Cost Type



Funding Source(s)



Pierce College Exhibit A

Exhibit A Pierce College Budget Transfer Log

Pierce College

Sub-Project/Building Level Budget Transfer Log

Proj Ref	Project/Building Name	Established Budget	Current Budget	Variance	Approved Date
05P-507.01	Demolition of Building 1500	\$1,413,942	\$1,413,942		07/26/2019
05P-510.01	Demolition of Building 1200	\$490,023	\$490,023		07/26/2019
05P-510.02	Demolition of Building 1300	\$856,702	\$856,702		07/26/2019
05P-510.03	Demolition of Building 1400	\$931,690	\$931,690		07/26/2019
05P-512.00	Academic West Building	\$119,609,220	\$119,609,220		07/24/2019
			\$54,482,626	\$(65,126,593)	03/03/2021
			\$61,842,446	\$7,359,819	05/23/2022
05P-512.01	Academic East Building	\$80,842,065	\$80,842,065		03/04/2021
			\$73,952,852	\$(6,889,213)	02/16/2022
05P-514.00	Child Development Academic Facility	\$19,696,276	\$19,696,276		06/12/2019
			\$21,446,276	\$1,750,000	06/04/2024
05P-517.00	Industrial Technology Building	\$68,283,855	\$68,283,855		07/15/2019
			\$77,252,069	\$8,968,213	07/27/2023
05P-521.03	Horticulture Facility	\$8,447,328	\$8,447,328		01/26/2017
			\$9,247,328	\$800,000	06/21/2017
			\$3,326,800	\$(5,920,528)	10/17/2019
			\$3,326,800	\$0	04/08/2020
05P-527.04	P.E. Facilities - Improvements	\$2,020,438	\$2,020,438		01/26/2017
			\$375,426	\$(1,645,011)	05/19/2021
05P-540.01	New Maintenance and Operations Facility - Shelving	\$74,624	\$74,624		12/03/2021
			\$448,411	\$373,786	06/15/2023
05P-542.02	Landscaping - Park, Access Road, DeSoto and Mason En	\$6,073,920	\$6,073,920		01/26/2017
05P-577.08	Demolition of Temporary Child Development Center Bung	\$798,735	\$798,735		06/20/2019
			\$943,054	\$144,319	11/14/2024

Budget transfers performed to reflect campus project re-prioritization of the strategic execution plan.

Pierce College

Sub-Project/Building Level Budget Transfer Log

Proj Ref	Project/Building Name	Established Budget	Current Budget	Variance	Approved Date
05P-577.09	Demolition of Modular Buildings 8000, 8300, 8310, 8320, 8330, 8340, 8350, 8360, 8370, 8380, 8390, 8400, 8410, 8420, 8430, 8440, 8450, 8460, 8470, 8480, 8490, 8500, 8510, 8520, 8530, 8540, 8550, 8560, 8570, 8580, 8590, 8600, 8610, 8620, 8630, 8640, 8650, 8660, 8670, 8680, 8690, 8700, 8710, 8720, 8730, 8740, 8750, 8760, 8770, 8780, 8790, 8800, 8810, 8820, 8830, 8840, 8850, 8860, 8870, 8880, 8890, 8900, 8910, 8920, 8930, 8940, 8950, 8960, 8970, 8980, 8990, 9000, 9010, 9020, 9030, 9040, 9050, 9060, 9070, 9080, 9090, 9100, 9110, 9120, 9130, 9140, 9150, 9160, 9170, 9180, 9190, 9200, 9210, 9220, 9230, 9240, 9250, 9260, 9270, 9280, 9290, 9300, 9310, 9320, 9330, 9340, 9350, 9360, 9370, 9380, 9390, 9400, 9410, 9420, 9430, 9440, 9450, 9460, 9470, 9480, 9490, 9500, 9510, 9520, 9530, 9540, 9550, 9560, 9570, 9580, 9590, 9600, 9610, 9620, 9630, 9640, 9650, 9660, 9670, 9680, 9690, 9700, 9710, 9720, 9730, 9740, 9750, 9760, 9770, 9780, 9790, 9800, 9810, 9820, 9830, 9840, 9850, 9860, 9870, 9880, 9890, 9900, 9910, 9920, 9930, 9940, 9950, 9960, 9970, 9980, 9990, 10000, 10010, 10020, 10030, 10040, 10050, 10060, 10070, 10080, 10090, 10100, 10110, 10120, 10130, 10140, 10150, 10160, 10170, 10180, 10190, 10200, 10210, 10220, 10230, 10240, 10250, 10260, 10270, 10280, 10290, 10300, 10310, 10320, 10330, 10340, 10350, 10360, 10370, 10380, 10390, 10400, 10410, 10420, 10430, 10440, 10450, 10460, 10470, 10480, 10490, 10500, 10510, 10520, 10530, 10540, 10550, 10560, 10570, 10580, 10590, 10600, 10610, 10620, 10630, 10640, 10650, 10660, 10670, 10680, 10690, 10700, 10710, 10720, 10730, 10740, 10750, 10760, 10770, 10780, 10790, 10800, 10810, 10820, 10830, 10840, 10850, 10860, 10870, 10880, 10890, 10900, 10910, 10920, 10930, 10940, 10950, 10960, 10970, 10980, 10990, 11000, 11010, 11020, 11030, 11040, 11050, 11060, 11070, 11080, 11090, 11100, 11110, 11120, 11130, 11140, 11150, 11160, 11170, 11180, 11190, 11200, 11210, 11220, 11230, 11240, 11250, 11260, 11270, 11280, 11290, 11300, 11310, 11320, 11330, 11340, 11350, 11360, 11370, 11380, 11390, 11400, 11410, 11420, 11430, 11440, 11450, 11460, 11470, 11480, 11490, 11500, 11510, 11520, 11530, 11540, 11550, 11560, 11570, 11580, 11590, 11600, 11610, 11620, 11630, 11640, 11650, 11660, 11670, 11680, 11690, 11700, 11710, 11720, 11730, 11740, 11750, 11760, 11770, 11780, 11790, 11800, 11810, 11820, 11830, 11840, 11850, 11860, 11870, 11880, 11890, 11900, 11910, 11920, 11930, 11940, 11950, 11960, 11970, 11980, 11990, 12000, 12010, 12020, 12030, 12040, 12050, 12060, 12070, 12080, 12090, 12100, 12110, 12120, 12130, 12140, 12150, 12160, 12170, 12180, 12190, 12200, 12210, 12220, 12230, 12240, 12250, 12260, 12270, 12280, 12290, 12300, 12310, 12320, 12330, 12340, 12350, 12360, 12370, 12380, 12390, 12400, 12410, 12420, 12430, 12440, 12450, 12460, 12470, 12480, 12490, 12500, 12510, 12520, 12530, 12540, 12550, 12560, 12570, 12580, 12590, 12600, 12610, 12620, 12630, 12640, 12650, 12660, 12670, 12680, 12690, 12700, 12710, 12720, 12730, 12740, 12750, 12760, 12770, 12780, 12790, 12800, 12810, 12820, 12830, 12840, 12850, 12860, 12870, 12880, 12890, 12900, 12910, 12920, 12930, 12940, 12950, 12960, 12970, 12980, 12990, 13000, 13010, 13020, 13030, 13040, 13050, 13060, 13070, 13080, 13090, 13100, 13110, 13120, 13130, 13140, 13150, 13160, 13170, 13180, 13190, 13200, 13210, 13220, 13230, 13240, 13250, 13260, 13270, 13280, 13290, 13300, 13310, 13320, 13330, 13340, 13350, 13360, 13370, 13380, 13390, 13400, 13410, 13420, 13430, 13440, 13450, 13460, 13470, 13480, 13490, 13500, 13510, 13520, 13530, 13540, 13550, 13560, 13570, 13580, 13590, 13600, 13610, 13620, 13630, 13640, 13650, 13660, 13670, 13680, 13690, 13700, 13710, 13720, 13730, 13740, 13750, 13760, 13770, 13780, 13790, 13800, 13810, 13820, 13830, 13840, 13850, 13860, 13870, 13880, 13890, 13900, 13910, 13920, 13930, 13940, 13950, 13960, 13970, 13980, 13990, 14000, 14010, 14020, 14030, 14040, 14050, 14060, 14070, 14080, 14090, 14100, 14110, 14120, 14130, 14140, 14150, 14160, 14170, 14180, 14190, 14200, 14210, 14220, 14230, 14240, 14250, 14260, 14270, 14280, 14290, 14300, 14310, 14320, 14330, 14340, 14350, 14360, 14370, 14380, 14390, 14400, 14410, 14420, 14430, 14440, 14450, 14460, 14470, 14480, 14490, 14500, 14510, 14520, 14530, 14540, 14550, 14560, 14570, 14580, 14590, 14600, 14610, 14620, 14630, 14640, 14650, 14660, 14670, 14680, 14690, 14700, 14710, 14720, 14730, 14740, 14750, 14760, 14770, 14780, 14790, 14800, 14810, 14820, 14830, 14840, 14850, 14860, 14870, 14880, 14890, 14900, 14910, 14920, 14930, 14940, 14950, 14960, 14970, 14980, 14990, 15000, 15010, 15020, 15030, 15040, 15050, 15060, 15070, 15080, 15090, 15100, 15110, 15120, 15130, 15140, 15150, 15160, 15170, 15180, 15190, 15200, 15210, 15220, 15230, 15240, 15250, 15260, 15270, 15280, 15290, 15300, 15310, 15320, 15330, 15340, 15350, 15360, 15370, 15380, 15390, 15400, 15410, 15420, 15430, 15440, 15450, 15460, 15470, 15480, 15490, 15500, 15510, 15520, 15530, 15540, 15550, 15560, 15570, 15580, 15590, 15600, 15610, 15620, 15630, 15640, 15650, 15660, 15670, 15680, 15690, 15700, 15710, 15720, 15730, 15740, 15750, 15760, 15770, 15780, 15790, 15800, 15810, 15820, 15830, 15840, 15850, 15860, 15870, 15880, 15890, 15900, 15910, 15920, 15930, 15940, 15950, 15960, 15970, 15980, 15990, 16000, 16010, 16020, 16030, 16040, 16050, 16060, 16070, 16080, 16090, 16100, 16110, 16120, 16130, 16140, 16150, 16160, 16170, 16180, 16190, 16200, 16210, 16220, 16230, 16240, 16250, 16260, 16270, 16280, 16290, 16300, 16310, 16320, 16330, 16340, 16350, 16360, 16370, 16380, 16390, 16400, 16410, 16420, 16430, 16440, 16450, 16460, 16470, 16480, 16490, 16500, 16510, 16520, 16530, 16540, 16550, 16560, 16570, 16580, 16590, 16600, 16610, 16620, 16630, 16640, 16650, 16660, 16670, 16680, 16690, 16700, 16710, 16720, 16730, 16740, 16750, 16760, 16770, 16780, 16790, 16800, 16810, 16820, 16830, 16840, 16850, 16860, 16870, 16880, 16890, 16900, 16910, 16920, 16930, 16940, 16950, 16960, 16970, 16980, 16990, 17000, 17010, 17020, 17030, 17040, 17050, 17060, 17070, 17080, 17090, 17100, 17110, 17120, 17130, 17140, 17150, 17160, 17170, 17180, 17190, 17200, 17210, 17220, 17230, 17240, 17250, 17260, 17270, 17280, 17290, 17300, 17310, 17320, 17330, 17340, 17350, 17360, 17370, 17380, 17390, 17400, 17410, 17420, 17430, 17440, 17450, 17460, 17470, 17480, 17490, 17500, 17510, 17520, 17530, 17540, 17550, 17560, 17570, 17580, 17590, 17600, 17610, 17620, 17630, 17640, 17650, 17660, 17670, 17680, 17690, 17700, 17710, 17720, 17730, 17740, 17750, 17760, 17770, 17780, 17790, 17800, 17810, 17820, 17830, 17840, 17850, 17860, 17870, 17880, 17890, 17900, 17910, 17920, 17930, 17940, 17950, 17960, 17970, 17980, 17990, 18000, 18010, 18020, 18030, 18040, 18050, 18060, 18070, 18080, 18090, 18100, 18110, 18120, 18130, 18140, 18150, 18160, 18170, 18180, 18190, 18200, 18210, 18220, 18230, 18240, 18250, 18260, 18270, 18280, 18290, 18300, 18310, 18320, 18330, 18340, 18350, 18360, 18370, 18380, 18390, 18400, 18410, 18420, 18430, 18440, 18450, 18460, 18470, 18480, 18490, 18500, 18510, 18520, 18530, 18540, 18550, 18560, 18570, 18580, 18590, 18600, 18610, 18620, 18630, 18640, 18650, 18660, 18670, 18680, 18690, 18700, 18710, 18720, 18730, 18740, 18750, 18760, 18770, 18780, 18790, 18800, 18810, 18820, 18830, 18840, 18850, 18860, 18870, 18880, 18890, 18900, 18910, 18920, 18930, 18940, 18950, 18960, 18970, 18980, 18990, 19000, 19010, 19020, 19030, 19040, 19050, 19060, 19070, 19080, 19090, 19100, 19110, 19120, 19130, 19140, 19150, 19160, 19170, 19180, 19190, 19200, 19210, 19220, 19230, 19240, 19250, 19260, 19270, 19280, 19290, 19300, 19310, 19320, 19330, 19340, 19350, 19360, 19370, 19380, 19390, 19400, 19410, 19420, 19430, 19440, 19450, 19460, 19470, 19480, 19490, 19500, 19510, 19520, 19530, 19540, 19550, 19560, 19570, 19580, 19590, 19600, 19610, 19620, 19630, 19640, 19650, 19660, 19670, 19680, 19690, 19700, 19710, 19720, 19730, 19740, 19750, 19760, 19770, 19780, 19790, 19800, 19810, 19820, 19830, 19840, 19850, 19860, 19870, 19880, 19890, 19900, 19910, 19920, 19930, 19940, 19950, 19960, 19970, 19980, 19990, 20000, 20010, 20020, 20030, 20040, 20050, 20060, 20070, 20080, 20090, 20100, 20110, 20120, 20130, 20140, 20150, 20160, 20170, 20180, 20190, 20200, 20210, 20220, 20230, 20240, 20250, 20260, 20270, 20280, 20290, 20300, 20310, 20320, 20330, 20340, 20350, 20360, 20370, 20380, 20390, 20400, 20410, 20420, 20430, 20440, 20450, 20460, 20470, 20480, 20490, 20500, 20510, 20520, 20530, 20540, 20550, 20560, 20570, 20580, 20590, 20600, 20610, 20620, 20630, 20640, 20650, 20660, 20670, 20680, 20690, 20700, 20710, 20720, 20730, 20740, 20750, 20760, 20770, 20780, 20790, 20800, 20810, 20820, 20830, 20840, 20850, 20860, 20870, 20880, 20890, 20900, 20910, 20920, 20930, 20940, 20950, 20960, 20970, 20980, 20990, 21000, 21010, 21020, 21030, 21040, 21050, 21060, 21070, 21080, 21090, 21100, 21110, 21120, 21130, 21140, 21150, 21160, 21170, 21180, 21190, 21200, 21210, 21220, 21230, 21240, 21250, 21260, 21270, 21280, 21290, 21300, 21310, 21320, 21330, 21340, 21350, 21360, 21370, 21380, 21390, 21400, 21410, 21420, 21430, 21440, 21450, 21460, 21470, 21480, 21490, 21500, 21510, 21520, 21530, 21540, 21550, 21560, 21570, 21580, 21590, 21600, 21610, 21620, 21630, 21640, 21650, 21660, 21670, 21680, 21690, 21700, 21710, 21720, 21730, 21740, 21750, 21760, 21770, 21780, 21790, 21800, 21810, 21820, 21830, 21840, 21850, 21860, 21870, 21880, 21890, 21900, 21910, 21920, 21930, 21940, 21950, 21960, 21970, 21980, 21990, 22000, 22010, 22020, 22030, 22040, 22050, 22060, 22070, 22080, 22090, 22100, 22110, 22120, 22130, 22140, 22150, 22160, 22170, 22180, 22190, 22200, 22210, 22220, 22230, 22240, 22250, 22260, 22270, 22280, 22290, 22300, 22310, 22320, 22330, 22340, 22350, 22360, 22370, 22380, 22390, 22400, 22410, 22420, 22430, 22440, 22450, 22460, 22470, 22480, 22490, 22500, 22510, 22520, 22530, 22540, 22550, 22560, 22570, 22580, 22590, 22600, 22610, 22620, 22630, 22640, 22650, 22660, 22670, 22680, 22690, 22700, 22710, 22720, 22730, 22740, 22750, 22760, 22770, 22780, 22790, 22800, 22810, 22820, 22830, 22840, 22850, 22860, 22870, 22880, 22890, 22900, 22910, 22920, 22930, 22940, 22950, 22960, 22970, 22980, 22990, 23000, 23010, 23020, 23030, 23040, 23050, 23060, 23070, 23080, 23090, 23100, 23110, 23120, 23130, 23140, 23150, 23160, 23170, 23180, 23190, 23200, 23210, 23220, 23230, 23240, 23250, 23260, 23270, 23280, 23290, 23300, 23310, 23320, 23330, 23340, 23350, 23360, 23370, 23380, 23390, 23400, 23410, 23420, 23430, 23440, 23450, 23460, 23470, 23480, 23490, 23500, 23510, 23520, 23530, 23540, 23550, 23560, 23570, 23580, 23590, 23600, 23610, 23620, 23630, 23640, 23650, 23660, 23670, 23680, 23690, 23700, 23710, 23720, 23730, 23740, 23750, 23760, 23770, 23780, 23790, 23800, 23810, 23820, 23830, 23840, 23850, 23860, 23870, 23880, 23890, 23900, 23910, 23920, 23930, 23940, 23950, 23960, 23970, 23980, 23990, 24000, 24010, 24020, 24030, 24040, 24050, 24060, 24070, 24080, 24090, 24100, 24110, 24120, 24130, 24140, 24150, 24160, 24170, 24180, 24190, 24200, 24210, 24220, 24230, 24240, 24250, 24260, 24270, 24280, 24290, 24300, 24310, 24320, 24330, 24340, 24350, 24360, 24370, 24380, 24390, 24400, 24410, 24420, 24430, 24440, 24450, 24460, 24470, 24480, 24490, 24500, 24510, 24520, 24530, 24540, 24550, 24560, 24570, 24580, 24590, 24600, 24610, 24620, 24630, 24640, 24650, 24660, 24670, 24680, 24690, 24700, 24710, 24720, 24730, 24740, 24750, 24760, 24770, 24780, 24790, 24800, 24810, 24820, 24830, 24840, 24850, 24860, 24870, 24880, 24890, 24900, 24910, 24920, 24930, 24940, 24950, 24960, 24970, 24980, 24990, 25000, 25010, 25020, 25030, 25040, 25050, 25060, 25070, 25080, 25090, 25100, 25110, 25120, 25130, 25140, 25150, 25160, 25170, 25180, 25190, 25200, 25210, 25220, 25230, 25240, 25250, 25260, 25270, 25280, 25290, 25300, 25310, 25320, 25330, 25340, 25350, 25360, 25370, 25380, 25390, 25400, 25410, 25420, 25430, 25440, 25450, 25460, 25470, 25480, 25490, 25500, 25510, 25520, 25530, 25540, 25550, 25560, 25570, 25580, 25590, 25600, 25610, 25620, 25630, 25640, 25650, 25660, 25670, 25680, 25690, 25700, 25710, 25720, 25730, 25740, 25750, 25760, 25770, 25780, 25790, 25800, 25810, 25820, 25830, 25840, 25850, 25860, 25870, 25880, 25890, 25900, 25910, 25920, 25930, 25940, 25950, 25960, 25970, 25980, 25990, 26000, 26010, 26020, 26030, 26040, 26050, 26060, 26070, 26080, 26090, 26100, 26110				

Budget transfers performed to reflect campus project re-prioritization of the strategic execution plan.

Pierce College Exhibit B

Exhibit B Pierce College Non-Active and Non-Pending Subprojects

Pierce College

Non Active and Non-Pending Sub-Projects

Cancelled		Current Budget	EAC	Funding Variance
05P-506.00	Technology Center	\$1,272,266	\$1,272,266	\$0
05P-518.02	Early Renovations - Art Gallery	\$59,372	\$59,372	\$0
05P-520.00	Student Food Services Study	\$57,883	\$57,883	\$0
05P-521.00	Horticulture Building	\$74,049	\$74,049	\$0
05P-523.00	Campus-Wide Improvements - Water Reclamation Facility	\$3,000	\$3,000	\$0
05P-524.00	Life Science and Natural Resources Management	\$6,556	\$6,556	\$0
05P-526.05	Exhibition and Events Center - AEEP, Farm Market	\$12,500	\$12,500	\$0
05P-532.00	Green Technologies Building	\$976,430	\$976,430	\$0
05P-533.00	Digital Arts and Media Building	\$1,650,181	\$1,650,181	\$0
05P-533.02	Multi-Purpose Academic and Workforce Education Building	\$0	\$0	\$0
05P-542.01	Campus Fire Access Road Improvements	\$73,466	\$73,466	\$0
05P-542.03	Landscape Masterplan at Botanical Garden	\$0	\$0	\$0
05P-542.04	Temporary Village Restoration	\$0	\$0	\$0
05P-542.07	SLE - South of Mall - ADA/Landscaping	\$0	\$0	\$0
05P-543.01	Lot 5 & 6 East	\$75,678	\$75,678	\$0
05P-543.04	Village Road	\$5,731	\$5,731	\$0
05P-543.05	Parking Lots and Roadways - Off-site Traffic Mitigation	\$36,255	\$36,255	\$0
05P-544.01	Infrastructure - Campus-Wide Utilities Extensions	\$611,670	\$611,670	\$0
05P-573.03	RWGPL - Performing Arts, Stadium Parking Lot	\$70,881	\$70,881	\$0
05P-573.07	RWGPL - Faculty Cottages Parking Lot	\$4,221	\$4,221	\$0
05P-575.00	Restrooms Renovations Campus	\$260,124	\$260,124	\$0
		\$5,250,263	\$5,250,263	\$0
Completed		Current Budget	EAC	Funding Variance
05P-501.00	Center for the Sciences	\$61,798,541	\$61,798,541	\$0
05P-502.00	Life Science, Chemistry, Physics Building	\$20,059,672	\$20,059,672	\$0
05P-503.00	Campus-Wide Improvements - Fencing	\$287,712	\$287,712	\$0
05P-504.00	Student Store and Financial Aid Building	\$7,033,509	\$7,033,509	\$0
05P-505.01	Early Renovations - Administration Building - Lobby	\$322,727	\$322,727	\$0
05P-505.02	Phase II Renovations - Administration Building - Interior and Ext	\$10,738,646	\$10,738,646	\$0
05P-505.03	Early Renovations - Administration Building - Reprographics	\$6,120	\$6,120	\$0
05P-507.00	Phase II Renovations - Computer Science and Computer Learni	\$5,812,450	\$5,812,450	\$0
05P-507.02	Fire Alarm & HVAC Systems Upgrade on Building 1500	\$1,975,716	\$1,975,716	\$0
05P-508.00	Library	\$408,521	\$408,521	\$0
05P-508.01	Convert Existing Library	\$454	\$454	\$0
05P-508.02	Demolition of Old Library Building 1800	\$7,003,607	\$7,003,607	\$0
05P-509.00	Child Development Center	\$11,382,652	\$11,382,652	\$0
05P-510.00	Phase II Renovations - Behavioral Science, Social science, Matl	\$6,441,214	\$6,441,214	\$0
05P-510.04	Fire Alarm System Upgrade on Building 1200	\$223,453	\$223,453	\$0
05P-510.05	Fire Alarm System Upgrade on Building 1300	\$269,221	\$269,221	\$0
05P-510.06	Fire Alarm System Upgrade on Building 1400	\$285,186	\$285,186	\$0
05P-513.01	Phase I Renovations - Business Education	\$2,497,805	\$2,497,805	\$0
05P-513.02	Phase I Renovations - Business Education - Cinema Lab	\$159,833	\$159,833	\$0
05P-513.03	Phase I Renovations - Business Education - Computer Labs Re	\$213,087	\$213,087	\$0

Pierce College

Non Active and Non-Pending Sub-Projects

Completed		Current Budget	EAC	Funding Variance
05P-515.00	Phase I Renovations - Faculty Office	\$3,067,828	\$3,067,828	\$0
05P-516.00	Phase I Renovations - Fine Arts and Music	\$4,171,815	\$4,171,815	\$0
05P-518.01	Early Renovations - Corridor Upgrade	\$399,674	\$399,674	\$0
05P-518.03	Early Renovations - Theater Building - Performing Arts	\$1,431,606	\$1,431,606	\$0
05P-518.04	Performing Arts Building Improvements	\$17,339,855	\$17,339,855	\$0
05P-519.01	Maintenance and Operations Building - Central	\$105,335	\$105,335	\$0
05P-519.02	Maintenance and Operations Building - Gardening	\$17,016	\$17,016	\$0
05P-519.03	Maintenance and Operations Building - Refrigeration	\$28,397	\$28,397	\$0
05P-519.04	Maintenance and Operations Building - Automotive	\$13,724	\$13,724	\$0
05P-519.05	Maintenance and Operations Building - Above Ground Fuel Stor	\$94,892	\$94,892	\$0
05P-521.04	Measure J Animal Science Facilities	\$399,062	\$399,062	\$0
05P-522.00	Animal Science Facilities	\$1,912,890	\$1,912,890	\$0
05P-525.00	Campus Sheriff Station	\$597,936	\$597,936	\$0
05P-526.01	Exhibition & Events Center - Phase 1 Stalls	\$50,865	\$50,865	\$0
05P-526.02	Exhibition & Events Center - Phase 1A	\$2,137,737	\$2,137,737	\$0
05P-526.03	Exhibition & Events Center - Phase 1B	\$2,924,382	\$2,924,382	\$0
05P-526.06	Exhibition & Events Center - Phase 1B - Fence Relocation	\$2,028,542	\$2,028,542	\$0
05P-527.01	P.E. Facilities - General	\$23,192,599	\$23,192,599	\$0
05P-527.02	P.E. Facilities - Football/Soccer Scoreboard	\$127,086	\$127,086	\$0
05P-527.03	P.E. Facilities - Pool Piping and Deck	\$898,608	\$898,608	\$0
05P-528.00	Student Services Building	\$23,255,479	\$23,255,479	\$0
05P-529.00	Old Book Store Renovation	\$3,123,668	\$3,123,668	\$0
05P-530.01	Campus Center (Existing) - General	\$2,555,936	\$2,555,936	\$0
05P-531.01	New Library Project - General	\$88,882	\$88,882	\$0
05P-533.01	Digital Arts and Media Improvements	\$2,191,938	\$2,191,938	\$0
05P-534.00	Agricultural Education Center	\$19,531,066	\$19,531,066	\$0
05P-535.01	SLE - College Services (CSB) Building Mailroom Relocation	\$1,364,504	\$1,364,504	\$0
05P-535.02	SLE - North of Mall - Classroom Modernization/Technology/Low	\$10,689,147	\$10,689,147	\$0
05P-535.03	SLE - South of Mall - Classroom Modernization/Technology/Low	\$23,465,332	\$23,465,332	\$0
05P-535.04	SLE - Student Community Center Great Hall Acoustics	\$116,011	\$116,011	\$0
05P-535.05	Earth Sciences Building Renovation	\$8,932,564	\$8,932,564	\$0
05P-535.06	SLE Temporary CDC Reuse	\$1,171,897	\$1,171,897	\$0
05P-535.07	SLE Faculty Center/Campus Center	\$4,441,772	\$4,441,772	\$0
05P-535.08	SLE - Faculty Office Replastering	\$611,276	\$611,276	\$0
05P-535.09	SLE- Campus Wide Improvements	\$126,081	\$126,081	\$0
05P-535.10	SLE - Center for the Sciences Building Upgrades	\$4,865,531	\$4,865,531	\$0
05P-535.11	Campus-wide Security Upgrade	\$0	\$0	\$0
05P-536.00	Expanded Automotive and New Technical Education Facilities	\$36,834,712	\$36,834,712	\$0
05P-537.00	Stadium ADA Improvements	\$15,758,756	\$15,758,756	\$0
05P-540.00	New Maintenance and Operations Facility	\$16,857,707	\$16,857,707	\$0
05P-541.00	Library/Learning Crossroads Building	\$49,513,579	\$49,513,579	\$0
05P-542.00	Sustainable Landscape and Campus Accessibility Compliance	\$326,901	\$326,901	\$0
05P-542.05	SMP - Irrigation Systems Replacement/Lot 5	\$381,876	\$381,876	\$0
05P-542.06	SLE - North of Mall - ADA/Landscaping	\$9,752,224	\$9,752,224	\$0

Pierce College

Non Active and Non-Pending Sub-Projects

Completed		Current Budget	EAC	Funding Variance
05P-543.00	Parking Lots and Roadways	\$107,494	\$107,494	\$0
05P-543.02	Parking Lots and Roadways - Anthropology/Geography	\$3,526,099	\$3,526,099	\$0
05P-543.03	Mason Reroute	\$4,327,739	\$4,327,739	\$0
05P-543.06	RWGPL - Horticulture Intersection at Brahma Drive	\$566,857	\$566,857	\$0
05P-543.07	PLRW - Lot 6 West	\$3,079,724	\$3,079,724	\$0
05P-544.02	Fire Alarm Panel Update	\$121,502	\$121,502	\$0
05P-544.03	Photovoltaic Arrays for Parking Lots 1 & 8	\$9,123,489	\$9,123,489	\$0
05P-544.04	Campus-wide Telecommunications Upgrade (VoIP)	\$2,695,615	\$2,695,615	\$0
05P-544.05	Central Plant Expansion - West Central Plant	\$5,447,678	\$5,447,678	\$0
05P-573.01	RWGPL - Brahma Drive	\$2,123,157	\$2,123,157	\$0
05P-573.02	Campus-Wide Improvements - Parking Lot 7	\$3,503,193	\$3,503,193	\$0
05P-573.04	RWGPL - West Parking Lot	\$9,697	\$9,697	\$0
05P-573.05	RWGPL - East Parking Lot @ Exhibition / Ag Science	\$2,814,563	\$2,814,563	\$0
05P-573.06	RWGPL - Parking Lot 1	\$2,896,051	\$2,896,051	\$0
05P-573.08	RWGPL - Entrance Improvements	\$88,470	\$88,470	\$0
05P-573.09	Landscape and Site Master Plan	\$9,712,286	\$9,712,286	\$0
05P-573.11	RWGPL - Increase Parking Capacity	\$4,186	\$4,186	\$0
05P-573.12	Early Release Package - El Rancho Road	\$1,773,960	\$1,773,960	\$0
05P-573.13	RWGPL - Botanical Garden	\$271,365	\$271,365	\$0
05P-576.01	Demolition of Temporary Facilities	\$83,091	\$83,091	\$0
05P-576.02	Demolition of 20 Temporary Structures	\$414,303	\$414,303	\$0
05P-576.03	Demolition of Existing soils Labs	\$42,613	\$42,613	\$0
05P-577.01	Temporary Facilities - Relocation, Acquisition (Village)	\$8,898,016	\$8,898,016	\$0
05P-577.02	Temporary Facilities - SMCI Trailers & Swing Space Utilities	\$759,981	\$759,981	\$0
05P-577.03	Temporary Facilities - Child Development	\$1,276,274	\$1,276,274	\$0
05P-577.04	Child Development Center - Modifications	\$22,255	\$22,255	\$0
05P-577.05	Temporary Village Expansion	\$2,886,959	\$2,886,959	\$0
05P-577.06	Temporary Village Expansion - Electrical / Low Voltage	\$93,192	\$93,192	\$0
05P-577.07	Temporary Village Expansion - Partitions	\$26,986	\$26,986	\$0
05P-579.01	Campus Improvements - Utilities	\$23,570,392	\$23,570,392	\$0
05P-579.05	Campus-Wide Improvements - Central Plant	\$8,290,168	\$8,290,168	\$0
05P-579.06	Campus Improvements - Utilities Early Release Package	\$9,458,515	\$9,458,515	\$0
05P-588.02	FHWA-Brahma Drive	\$18,269	\$18,269	\$0
05P-588.03	FTA Bus Rapid Transit Extension & Winnetka / Mason DeSoto E	\$2,236,384	\$2,236,384	\$0
05P-588.05	SMP - Underground Piping Replacement	\$378,955	\$378,955	\$0
05P-588.08	SMP - Remove & Replace Transit Pipes	\$399,318	\$399,318	\$0
		\$544,865,609	\$544,865,609	\$0
Support Services		Current Budget	EAC	Funding Variance
05P-556.01	DW-SCANNING & CODING	\$550	\$550	\$0
05P-589.00	Campus Program Management - Asset Assessment and Move r	\$718,583	\$718,583	\$0
05P-590.00	Campus Program Management	\$14,579,332	\$14,579,332	\$0
05P-590.EER	PIERCE Energy Efficiency Revenue Bond	\$2,569,987	\$2,569,987	\$0
05P-590.OCIP	Pierce - OCIP	\$2,808,392	\$2,808,392	\$0

Pierce College

Non Active and Non-Pending Sub-Projects

Support Services		Current Budget	EAC	Funding Variance
05P-591.00	Campus Program Management - Project Management Services	\$18,270,112	\$18,270,112	\$0
05P-592.00	Campus Program Management - Reimbursibles	\$393,202	\$393,202	\$0
05P-593.00	Campus Program Management - Legal services	\$508,789	\$508,789	\$0
05P-594.00	Campus Program Management - Performance/Financial Auditin	\$434,894	\$434,894	\$0
05P-595.00	Campus Program Management - Other Consulting Services	\$5,085,851	\$5,085,851	\$0
05P-596.00	Campus Program Management - Inspection and Testing	\$5,331	\$5,331	\$0
05P-597.00	Campus Program Management - Election Costs - Prop A	\$69,832	\$69,832	\$0
05P-599.00	Campus Program Management - Owner's Reserve	\$0	\$0	\$0
05P-5PR.00	Program Reserve 2017 Release - Pierce	\$2,423,957	\$2,423,957	\$0
		\$47,868,811	\$47,868,811	\$0
Land Aquisition		Current Budget	EAC	Funding Variance
05P-538.01	Agoura Satellite Center - Land Acquisition	\$4,474	\$4,474	\$0
		\$4,474	\$4,474	\$0
Master Plan		Current Budget	EAC	Funding Variance
05P-544.00	Infrastructure Expansion Master	\$236,976	\$236,976	\$0
05P-560.01	Master Planning Phase II	\$0	\$0	\$0
05P-560.02	EIR Phase II	\$0	\$0	\$0
05P-560.03	Survey Phase II	\$0	\$0	\$0
05P-570.00	Master Planning	\$521,122	\$521,122	\$0
05P-579.02	Campus Improvements - Traffic Mitigation	\$71,744	\$71,744	\$0
05P-579.03	Campus-Wide Improvements - Aesthetic Architect	\$200,870	\$200,870	\$0
05P-580.00	Master Planning - Site Survey and Infrastructure Study	\$406,027	\$406,027	\$0
05P-581.00	Master Planning - Environmental Impact Report (EIR)	\$890,848	\$890,848	\$0
05P-582.00	Master Planning - Campus-Wide Geotechnical Services	\$127,926	\$127,926	\$0
		\$2,455,513	\$2,455,513	\$0
Procurement		Current Budget	EAC	Funding Variance
05P-554.01	Waterless urinals	\$67,506	\$67,506	\$0
05P-554.02	Video Conference - Construction	\$0	\$0	\$0
05P-555.02	Bulk Purchase - Power tools	\$103	\$103	\$0
05P-555.03	Bulk Purchase - ATHLET/FIT EQUIPMENT	\$4	\$4	\$0
05P-555.04	Bulk Purchase - Musical Instruments	\$427	\$427	\$0
05P-555.05	Video Conference Equipment	\$0	\$0	\$0
05P-555.06	Bulk Purchase - CHILD DEV CTR F&E	\$16	\$16	\$0
		\$68,056	\$68,056	\$0
Miscellaneous		Current Budget	EAC	Funding Variance
05P-588.04	SMP - Repair Hazardous Walkways	\$60,853	\$60,853	\$0
05P-588.06	SMP - Backflow Device Replacement	\$10,704	\$10,704	\$0
05P-588.07	SMP - Campus System Clock Replacement	\$25,999	\$25,999	\$0
		\$97,556	\$97,556	\$0

Pierce College Exhibit C

Exhibit C Pierce College Budget Transfer Log (2014 thru 2017 Rebaseline)

Pierce College

Sub-Project/Building Level Budget Transfer Log (2014 thru 2017 Rebaseline)

Proj Ref	Project/Building Name	Established Budget	Current Budget	Variance	Approved Date
05P-521.03	Horticulture Facility	\$7,752,850	\$7,752,850		01/01/2014
			\$9,274,014	\$1,521,164	05/17/2016
			\$8,447,328	\$(826,686)	01/26/2017
05P-527.04	P.E. Facilities - Improvements	\$1,063,000	\$1,063,000		01/01/2014
			\$2,257,643	\$1,194,642	08/16/2016
			\$2,020,438	\$(237,204)	01/26/2017
05P-542.02	Landscaping - Park, Access Road, DeSoto and Mason En	\$5,944,389	\$5,944,389		01/01/2014
			\$35,563	\$(5,908,825)	05/23/2016
			\$6,073,920	\$6,038,356	01/26/2017

Los Angeles Southwest College

College Building Program Overview

Los Angeles Southwest College's (LASC) service area consists of 45 square miles including parts of the City of Los Angeles and unincorporated sections of Los Angeles County (2nd Supervisorial District) as well as portions of Gardena, Hawthorne, and Inglewood. For more than 50 years, the dedicated employees at LASC have focused resources on empowering a diverse student population to support them in achieving their academic and career goals.



The campus has experienced a dramatic transformation in recent years due to availability of funds through the bond program, strong campus engagement in the Facilities Master Planning process and the support of the BuildLACCD program to deliver the projects. New facilities include a comprehensive Child Development Center, bookstore as well as a stadium, track and field house and more. One of the newest additions to the campus is the School of Career Technical Education building, home of the Business Department, Workforce Development and Corporate Relations Offices, Career Pathways and Job Center, Environmental and Technology Science Program, Nursing Department and shared support space.

Recent upgrades to the Cox Building have included work to one of the most modern and robust theaters in Los Angeles, including modernized seating, upgraded stage lighting, and sound controls as well as spaces to expand the creative capacity of students pursuing an arts and performance career. Additional work to the Cox Building includes the 9,000 square-foot Annex, which houses the offices of the President, Vice President of Administrative Services, and the Institutional Effectiveness Dean as well as for classified professionals.

Work in the Cox Building included a new passenger elevator serving as a vertical link between the Annex and all five levels of the upgraded Cox building as well as connection of the heating, ventilation, and air conditioning systems to the Central Plant.

The most recently completed project is the LEED-certified 27,000 square-foot School of Science, which was occupied in September 2019. The facility houses the Physiology, Anatomy, Biotech, Biology, Geography, Geology and Chemistry programs as well as office space for Academic Affairs deans, faculty members and support staff.

COLLEGE PROGRESS SUMMARY (December 2024)

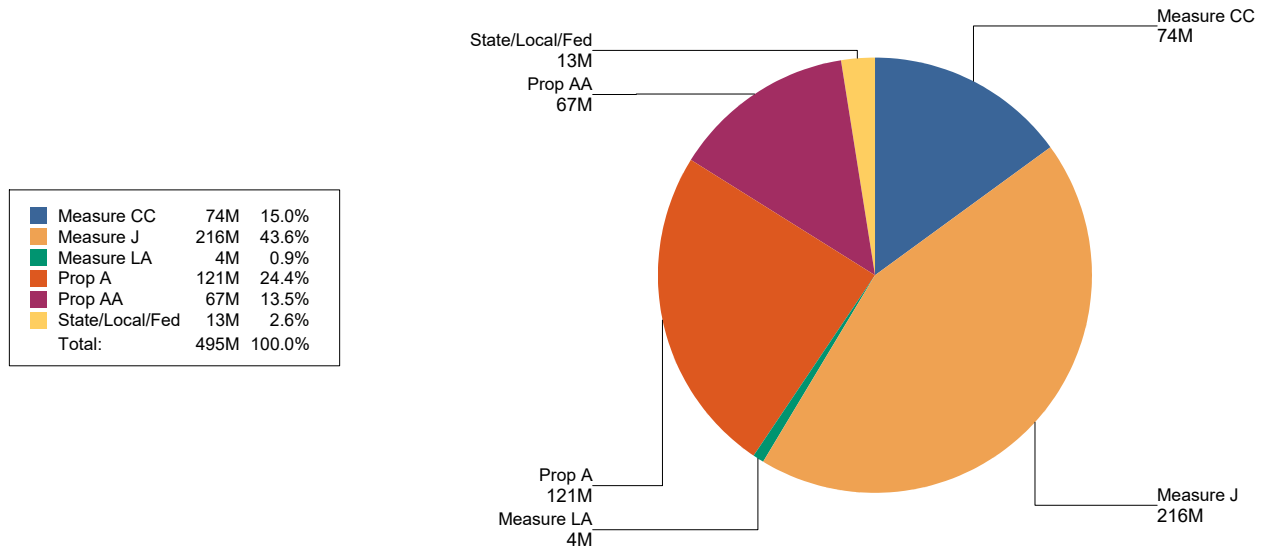
Sub Project Number	Sub Project Title	Sub Project Status	Const. % Complete	Academic Occupancy Date	Progress Summary
06S-602.00	Student Union	In Construction	78.00%	01/05/2026	Site utilities installation and rough grading ongoing. Exterior 2nd level metal cladding at 98%. Exterior 1st level storefront at 98%. Rough MEP at 85%. Drywall at 95%. Ceilings at 15%. Many unapproved CCDs.
06S-628.01	Campus Corner Sign Replacement	In Construction	90.00%	01/15/2025	Final stage of the project is ongoing. Low wall footings/rebar are completed. Fencing, irrigation, and landscaping completed. Sidewalk work is the only activity remaining. Completion by Jan. 2025
06S-628.02	Imperial Entrance Marquee Sign	In Construction	89.00%	01/15/2025	Final stage of the project is ongoing. Low wall footings/rebar are completed. Fencing and landscaping completed. Completion by Jan. 2025
06S-628.03	Western Entrance Marquee Sign	In Construction	89.00%	01/15/2025	Final stage of the project is ongoing. Low wall footings/rebar are completed. Fencing and landscaping completed. Completion by Jan. 2025

Los Angeles Southwest College

College Funding and Overall Budget

The \$495M budgeted to the Campus is comprised of bonds funds under Proposition A, Proposition AA, and Measure J/CC, and State Contribution consisting of Capital Outlay, Scheduled Maintenance Projects (SMP), grants and other.

PROGRAM FUNDING



COLLEGE BUDGET

Cost Type "Bucket"	[a] Current Budget	[b] Contracted	[c] Expended	[d] Estimate at Completion	[e]=[a]-[d] Budget Variance
Furniture, Fixtures & Equipment	\$23,904,865	\$19,861,674	\$19,172,553	\$23,904,865	\$0
Owner's Reserve	\$0	\$0	\$0	\$0	\$0
Program & Project Management	\$52,053,986	\$49,163,532	\$48,317,574	\$52,053,986	\$0
Asset, Move, Legal/Audit & Specialty	\$9,374,601	\$9,054,541	\$9,003,665	\$9,374,601	\$0
Construction	\$356,915,641	\$331,641,402	\$323,460,525	\$356,915,641	\$0
Land Acquisition	\$1,428,194	\$1,428,194	\$1,428,194	\$1,428,194	\$0
Programming & Design	\$51,468,287	\$50,857,098	\$50,429,902	\$51,468,287	\$0
Total Budget	\$495,145,573	\$462,006,441	\$451,812,412	\$495,145,573	\$0

Los Angeles Southwest College

Sub-Project List

SUB-PROJECTS						
Sub-Project ID	Project/Building Name	Status	[a] Current Budget	[b] Estimate at Completion	[c]=[a]-[b] Budget Variance	Academic Occupancy Date
06S-602.00	Student Union	In Construction	\$45,083,438	\$45,083,438	\$0	01/05/2026
06S-605.00	LASC - Swimming Pool Renovation	In Design	\$1,854,203	\$1,854,203	\$0	04/27/2026
06S-623.02	Central Plant Improvements - Phase 2	In Planning	\$11,034,921	\$11,034,921	\$0	06/01/2027
06S-628.01	Campus Corner Sign Replacement	In Construction	\$2,883,662	\$2,883,662	\$0	01/15/2025
06S-628.02	Imperial Entrance Marquee Sign	In Construction	\$1,995,600	\$1,995,600	\$0	01/15/2025
06S-628.03	Western Entrance Marquee Sign	In Construction	\$2,114,021	\$2,114,021	\$0	01/15/2025
06S-628.04	Campus Wide Wayfinding Signage	In Design	\$3,135,671	\$3,135,671	\$0	06/23/2027
06S-629.00	Outdoor Projection Wayfinding - LASC	In Planning	\$2,500,000	\$2,500,000	\$0	10/31/2025
06S-679.12	Roadway Conversion	In Design	\$3,370,633	\$3,370,633	\$0	06/23/2027
06S-679.13	South & East Perimeter Fencing Replacement	In Design	\$5,707,607	\$5,707,607	\$0	06/06/2026
06S-679.14	Campus-Wide Turf Replacement	In Planning	\$2,563,496	\$2,563,496	\$0	11/04/2026
Total Active Subprojects			\$82,243,251	\$82,243,251	\$0	
06S-632.00	School of Arts and Humanities	Deferred	\$5,586,600	\$5,586,600	\$0	
Total Pending Subprojects			\$5,586,600	\$5,586,600	\$0	
Cancelled*			\$23,485,420	\$23,485,420	\$0	
Completed*			\$342,527,604	\$342,527,604	\$0	
Land Aquisition			\$1,902,283	\$1,902,283	\$0	
Master Plan			\$2,566,970	\$2,566,970	\$0	
Procurement			\$48,706	\$48,706	\$0	
Support Services			\$36,784,739	\$36,784,739	\$0	
All Remaining Subprojects			\$407,315,722	\$407,315,722	\$0	
Total Los Angeles Southwest College Subprojects			\$495,145,573	\$495,145,573	\$0	

*Completed and Cancelled Sub-Projects are Reference Exhibit B.

Los Angeles Southwest College

Sub-Project/Building Level Detail

06S-602.00 - Student Union

SUB-PROJECT PROFILE

OVERALL STATUS: In Construction

DESCRIPTION: "Design and construction of the New Student Union building at Los Angeles Southwest College (LASC). Student Union building will provide space for services to support educational, cultural, social, recreational, and leadership programs to the academic experience. The proposed Student Union building is intended to become the heart of campus life and will include the following:

1. Food Service Kitchen with seating area
2. Conference Center (for approximately 500 people)
3. Break out spaces adjacent to the Conference Center
4. Student Lounge
5. Game Room
6. Open Computer Lab for student use
7. Offices for Student Government (ASO)"

DESIGN START

05/26/2020

NTP CONSTRUCTION

11/15/2021

SUBSTANTIAL COMPLETION

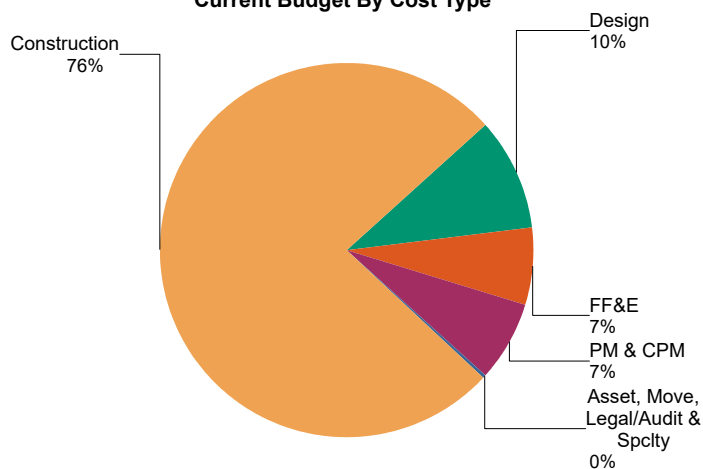
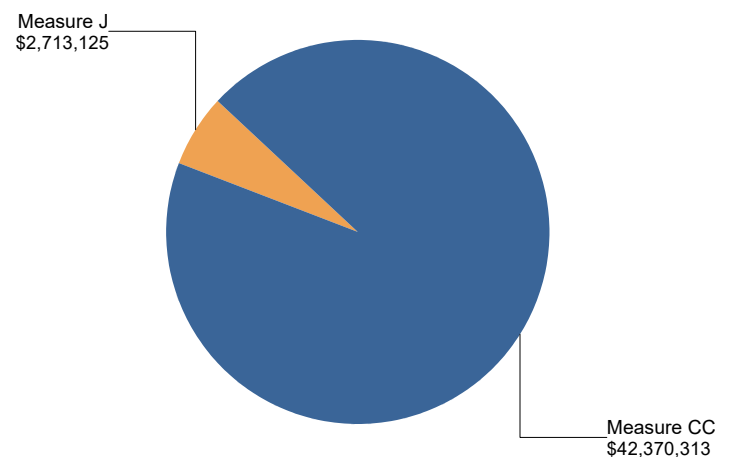
09/01/2025

ACADEMIC OCCUPANCY

01/05/2026

SUB-PROJECT COST BREAKDOWN

Cost Type "Bucket"	[a] Current Budget	[b] Contracted	[c] Expended	[d] Estimate at Completion	[e]=[a]-[d] Budget Variance
Asset, Move, Legal/Audit & Specialty	\$90,868	\$90,868	\$69,188	\$90,868	\$0
Construction	\$34,431,584	\$32,701,889	\$25,414,873	\$34,431,584	\$0
Furniture, Fixtures & Equipment	\$2,957,377	\$899,024	\$209,902	\$2,957,377	\$0
Program & Project Management	\$3,157,293	\$3,157,293	\$2,868,879	\$3,157,293	\$0
Programming & Design	\$4,446,315	\$4,441,480	\$4,394,043	\$4,446,315	\$0
Total Budget	\$45,083,438	\$41,290,554	\$32,956,885	\$45,083,438	\$0

Current Budget By Cost Type

Funding Source(s)


Los Angeles Southwest College

Sub-Project/Building Level Detail

06S-605.00 - LASC - Swimming Pool Renovation

SUB-PROJECT PROFILE

OVERALL STATUS: *In Design*

DESCRIPTION: I. Remove and replace pool plaster and replace expansion joints
II. Replace damaged tiles
III. Replace all pool lights (to LED) on the east side of the pool
IV. Remove & replace pool equipment

DESIGN START

07/27/2021

NTP CONSTRUCTION

07/27/2025

SUBSTANTIAL COMPLETION

04/27/2026

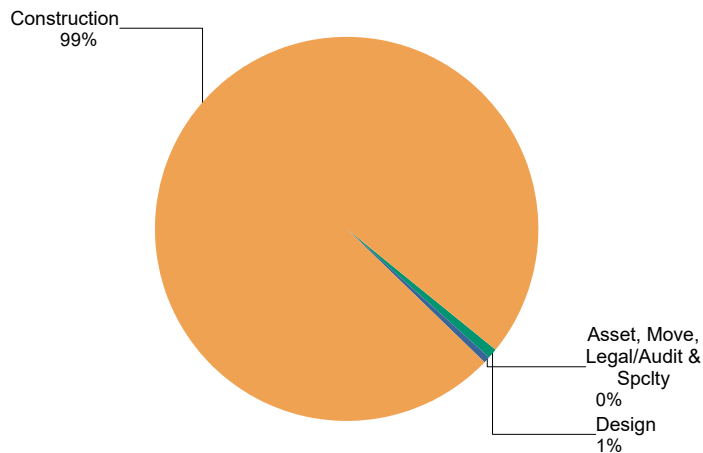
ACADEMIC OCCUPANCY

04/27/2026

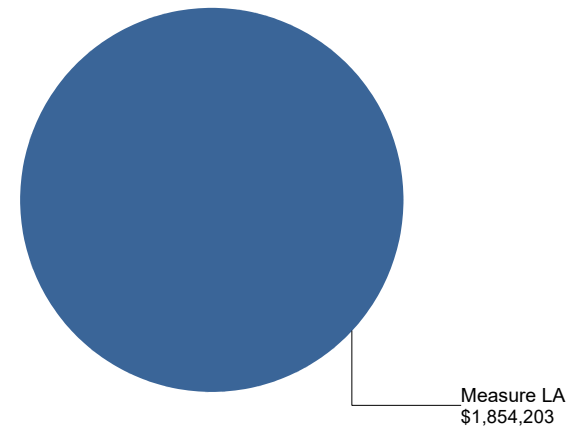
SUB-PROJECT COST BREAKDOWN

Cost Type "Bucket"	[a] Current Budget	[b] Contracted	[c] Expended	[d] Estimate at Completion	[e]=[a]-[d] Budget Variance
Asset, Move, Legal/Audit & Specialty	\$8,242	\$0	\$0	\$8,242	\$0
Construction	\$1,830,194	\$0	\$0	\$1,830,194	\$0
Programming & Design	\$15,767	\$0	\$0	\$15,767	\$0
Total Budget	\$1,854,203	\$0	\$0	\$1,854,203	\$0

Current Budget By Cost Type



Funding Source(s)



Los Angeles Southwest College

Sub-Project/Building Level Detail

06S-623.02 - Central Plant Improvements - Phase 2

SUB-PROJECT PROFILE

OVERALL STATUS: In Planning

DESCRIPTION: The scope of this project will include design assessment & confirmation of the following: Replacement of All-6 Boilers, improvement to Cooling Tower #1 & 2, improvement of Chillers #1 & #2, replacement of ALL Gate valves with High Performance Butterfly Valves, review of systems operation and replace defective programming/VFD's and equipment as needed.

DESIGN START

03/01/2025

NTP CONSTRUCTION

06/02/2026

SUBSTANTIAL COMPLETION

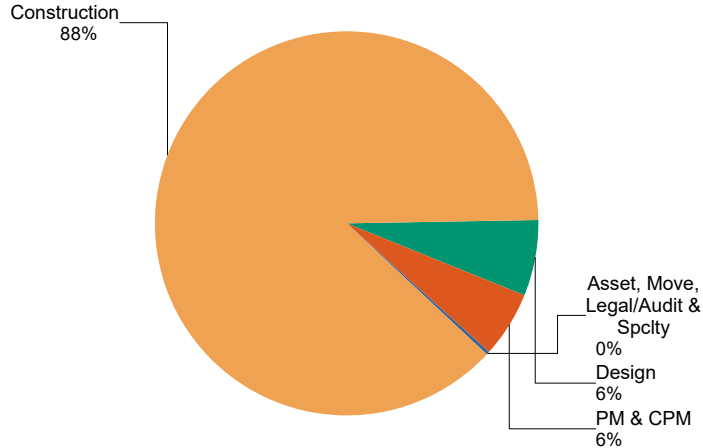
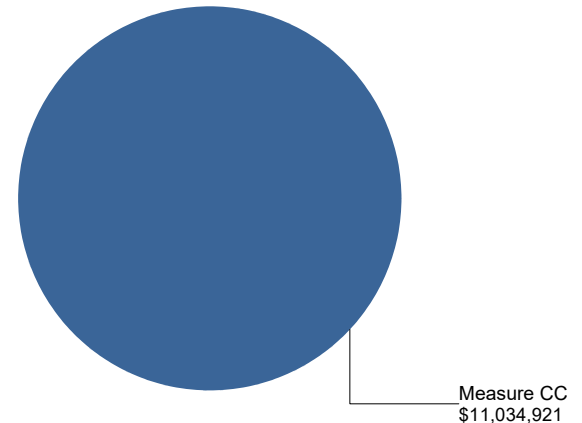
06/01/2027

ACADEMIC OCCUPANCY

06/01/2027

SUB-PROJECT COST BREAKDOWN

Cost Type "Bucket"	[a] Current Budget	[b] Contracted	[c] Expended	[d] Estimate at Completion	[e]=[a]-[d] Budget Variance
Asset, Move, Legal/Audit & Specialty	\$36,307	\$33,462	\$33,462	\$36,307	\$0
Construction	\$9,669,007	\$794,008	\$474,827	\$9,669,007	\$0
Program & Project Management	\$616,141	\$616,141	\$611,352	\$616,141	\$0
Programming & Design	\$713,466	\$323,469	\$304,741	\$713,466	\$0
Total Budget	\$11,034,921	\$1,767,080	\$1,424,381	\$11,034,921	\$0

Current Budget By Cost Type

Funding Source(s)


Los Angeles Southwest College

Sub-Project/Building Level Detail

06S-628.01 - Campus Corner Sign Replacement

SUB-PROJECT PROFILE

OVERALL STATUS: In Construction

DESCRIPTION: LA Southwest College does not have upgraded and functional marquee signs at the College Campus. Current dilapidated condition of marquee signs gives a negative impression about the College to the first-time visitors and potential students; detrimentally impacting enrollment and recruitment. Adding new marquee signs and upgrading existing signs at the College campus will have a great impact on the student access; allowing students to successfully navigate in and around the campus and be informed of on-campus events. This should also boost the student enrollment and recruitment at LASC.

DESIGN START

03/12/2019

NTP CONSTRUCTION

09/17/2021

SUBSTANTIAL COMPLETION

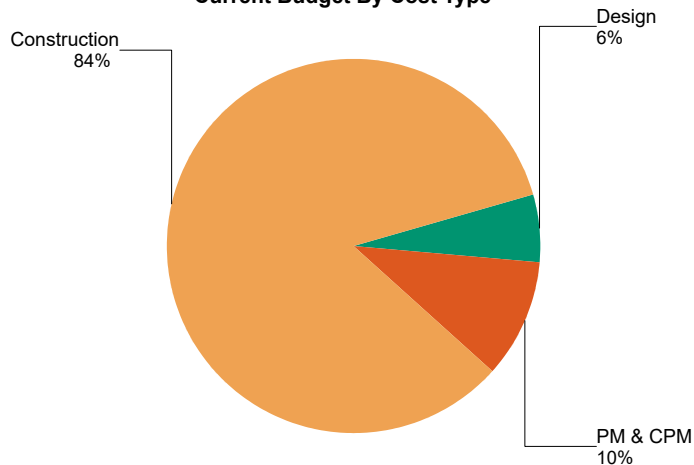
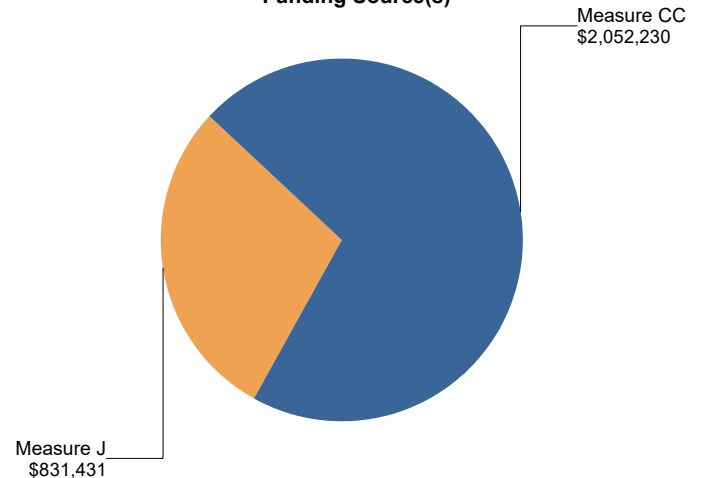
01/15/2025

ACADEMIC OCCUPANCY

01/15/2025

SUB-PROJECT COST BREAKDOWN

Cost Type "Bucket"	[a] Current Budget	[b] Contracted	[c] Expended	[d] Estimate at Completion	[e]=[a]-[d] Budget Variance
Asset, Move, Legal/Audit & Specialty	\$0	\$0	\$0	\$0	\$0
Construction	\$2,419,165	\$2,198,274	\$1,981,300	\$2,419,165	\$0
Program & Project Management	\$296,084	\$296,084	\$257,512	\$296,084	\$0
Programming & Design	\$168,413	\$153,930	\$149,869	\$168,413	\$0
Total Budget	\$2,883,662	\$2,648,287	\$2,388,680	\$2,883,662	\$0

Current Budget By Cost Type

Funding Source(s)


Los Angeles Southwest College

Sub-Project/Building Level Detail

06S-628.02 - Imperial Entrance Marquee Sign

SUB-PROJECT PROFILE

OVERALL STATUS: In Construction

DESCRIPTION: LASC administration is requesting a new electronic marquee sign installation at the Imperial Highway entrance roundabout. This entrance is the traditional face of the campus.

DESIGN START

03/12/2019

NTP CONSTRUCTION

09/17/2021

SUBSTANTIAL COMPLETION

01/15/2025

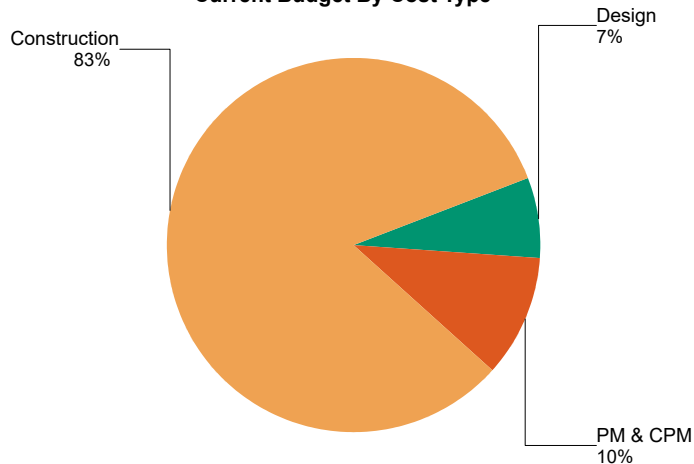
ACADEMIC OCCUPANCY

01/15/2025

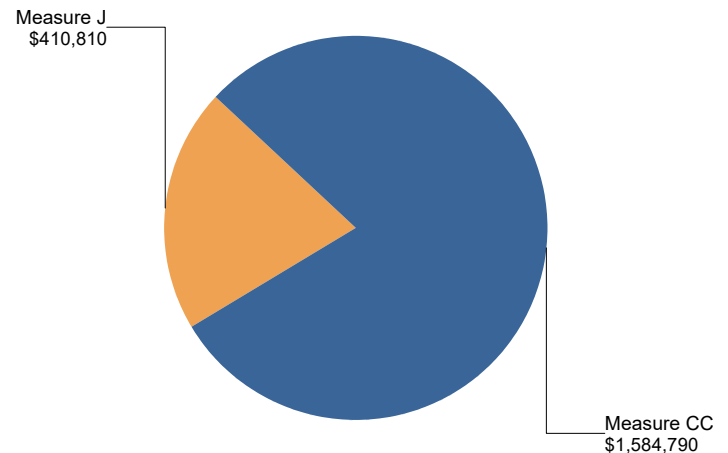
SUB-PROJECT COST BREAKDOWN

Cost Type "Bucket"	[a] Current Budget	[b] Contracted	[c] Expended	[d] Estimate at Completion	[e]=[a]-[d] Budget Variance
Asset, Move, Legal/Audit & Specialty	\$0	\$0	\$0	\$0	\$0
Construction	\$1,648,230	\$1,586,145	\$1,450,858	\$1,648,230	\$0
Program & Project Management	\$207,918	\$207,915	\$205,589	\$207,918	\$0
Programming & Design	\$139,453	\$128,134	\$125,088	\$139,453	\$0
Total Budget	\$1,995,600	\$1,922,194	\$1,781,535	\$1,995,600	\$0

Current Budget By Cost Type



Funding Source(s)



Los Angeles Southwest College

Sub-Project/Building Level Detail

06S-628.03 - Western Entrance Marquee Sign

SUB-PROJECT PROFILE

OVERALL STATUS: In Construction

DESCRIPTION: LASC administration is requesting a new electronic marquee sign installation at the Western Avenue entrance roundabout replacing the old signage board. The Western Avenue entrance will become the other face of the campus with the addition of the new Student Union building.

DESIGN START

03/12/2019

NTP CONSTRUCTION

09/17/2021

SUBSTANTIAL COMPLETION

01/15/2025

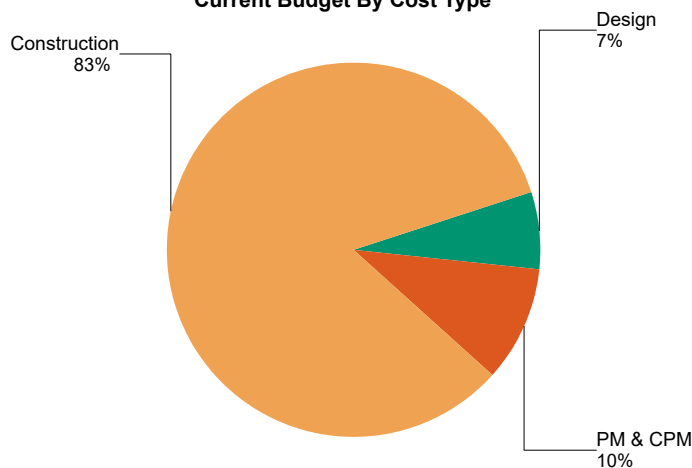
ACADEMIC OCCUPANCY

01/15/2025

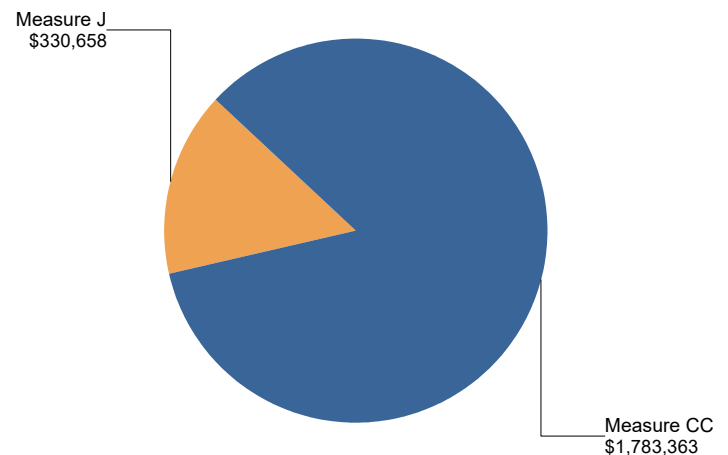
SUB-PROJECT COST BREAKDOWN

Cost Type "Bucket"	[a] Current Budget	[b] Contracted	[c] Expended	[d] Estimate at Completion	[e]=[a]-[d] Budget Variance
Asset, Move, Legal/Audit & Specialty	\$0	\$0	\$0	\$0	\$0
Construction	\$1,761,608	\$1,695,624	\$1,568,545	\$1,761,608	\$0
Program & Project Management	\$209,631	\$209,609	\$206,056	\$209,631	\$0
Programming & Design	\$142,782	\$131,379	\$128,333	\$142,782	\$0
Total Budget	\$2,114,021	\$2,036,612	\$1,902,934	\$2,114,021	\$0

Current Budget By Cost Type



Funding Source(s)



Los Angeles Southwest College

Sub-Project/Building Level Detail

06S-628.04 - Campus Wide Wayfinding Signage

SUB-PROJECT PROFILE

OVERALL STATUS: In Design

DESCRIPTION: The main objective of this project is to make LASC campus wayfinding signs more consistent throughout the campus with the use of a benchmark wayfinding system that clearly communicates the correct information and is placed at the right location.

This enhanced system will provide a broad range of users with easy navigation signs throughout the campus. Beyond a family of signs, the wayfinding system will also address the unique nature of LA Southwest College and will form a framework to improve access and enhance the student experience at the College.

The wayfinding system should be directly aligned with the LASC Master Plan and follow the design direction outlined within the campus standard guidelines. Currently, there is no standardized wayfinding system at the College campus and first-time visitors and potential students have to rely on asking for directions to navigate through the campus.

LASC administration would like to improve the campus navigating experience of the visitors, as well as students, faculty and staff.

DESIGN START

03/12/2019

NTP CONSTRUCTION

12/31/2025

SUBSTANTIAL COMPLETION

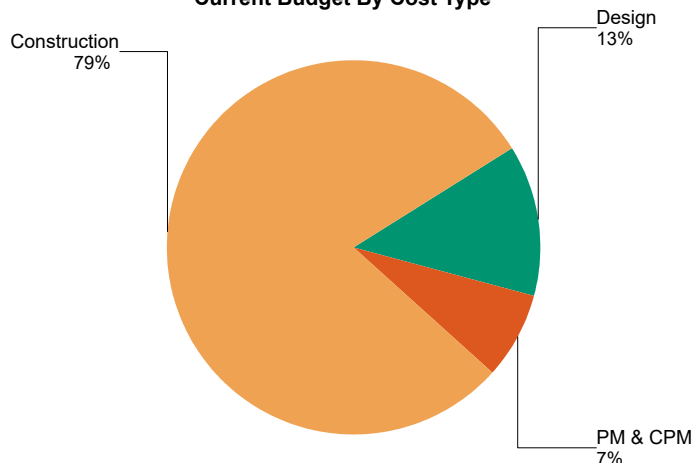
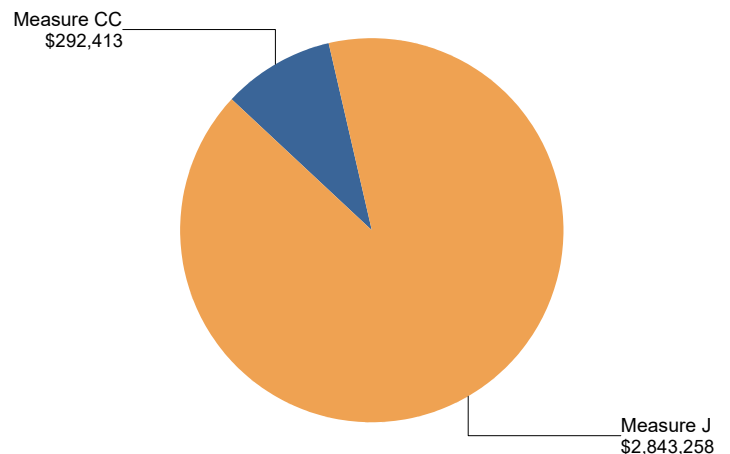
06/23/2027

ACADEMIC OCCUPANCY

06/23/2027

SUB-PROJECT COST BREAKDOWN

Cost Type "Bucket"	[a] Current Budget	[b] Contracted	[c] Expended	[d] Estimate at Completion	[e]=[a]-[d] Budget Variance
Asset, Move, Legal/Audit & Specialty	\$0	\$0	\$0	\$0	\$0
Construction	\$2,487,660	\$138,238	\$120,123	\$2,487,660	\$0
Program & Project Management	\$234,769	\$234,769	\$228,667	\$234,769	\$0
Programming & Design	\$413,242	\$412,014	\$372,391	\$413,242	\$0
Total Budget	\$3,135,671	\$785,021	\$721,181	\$3,135,671	\$0

Current Budget By Cost Type

Funding Source(s)


Los Angeles Southwest College

Sub-Project/Building Level Detail

06S-629.00 - Outdoor Projection Wayfinding - LASC

SUB-PROJECT PROFILE

OVERALL STATUS: *In Planning*

DESCRIPTION: This scope of work ensures a fully integrated and operational outdoor projection system at Los Angeles Southwest College, designed to enhance the visual experience through cutting-edge technology and innovative design. The scope includes design, installation and management of hardware, media server system, content, network & transmission, electrical conduits/feeders & wiring & trenching, landscape & hardware work.

DESIGN START

03/20/2025

NTP CONSTRUCTION

09/02/2025

SUBSTANTIAL COMPLETION

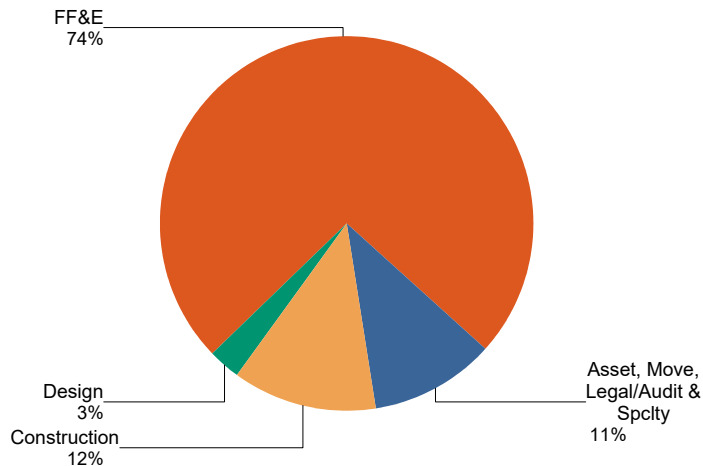
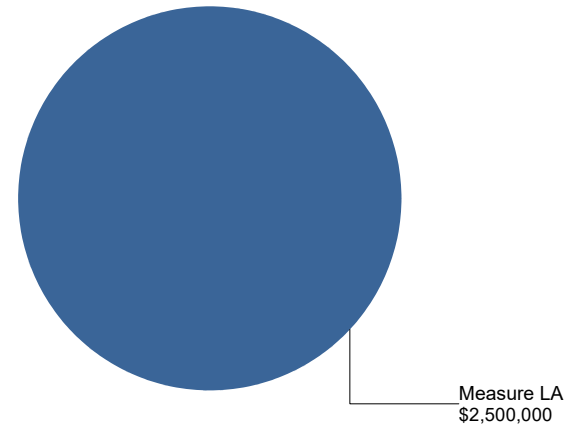
10/31/2025

ACADEMIC OCCUPANCY

10/31/2025

SUB-PROJECT COST BREAKDOWN

Cost Type "Bucket"	[a] Current Budget	[b] Contracted	[c] Expended	[d] Estimate at Completion	[e]=[a]-[d] Budget Variance
Asset, Move, Legal/Audit & Specialty	\$272,347	\$0	\$0	\$272,347	\$0
Construction	\$310,119	\$0	\$0	\$310,119	\$0
Furniture, Fixtures & Equipment	\$1,848,784	\$0	\$0	\$1,848,784	\$0
Programming & Design	\$68,750	\$0	\$0	\$68,750	\$0
Total Budget	\$2,500,000	\$0	\$0	\$2,500,000	\$0

Current Budget By Cost Type

Funding Source(s)


Los Angeles Southwest College

Sub-Project/Building Level Detail

06S-679.12 - Roadway Conversion

SUB-PROJECT PROFILE

OVERALL STATUS: In Design

DESCRIPTION: The project scope includes but not limited to:

1. Removal of existing non-accessible sidewalks and asphalt roadway.
2. New pedestrian core serving the Southern area of campus with pedestrian lighting, accessible seating areas and accessible pedestrian connections to all existing facility entrances served by the project. New walkway is suitable for fire apparatus access.
3. New low-water use landscaping in area of existing roadway with storm-water management infiltration feature.
4. New accessible passenger drop-off serving the Southeast area of campus

DESIGN START

03/12/2019

NTP CONSTRUCTION

12/31/2025

SUBSTANTIAL COMPLETION

06/23/2027

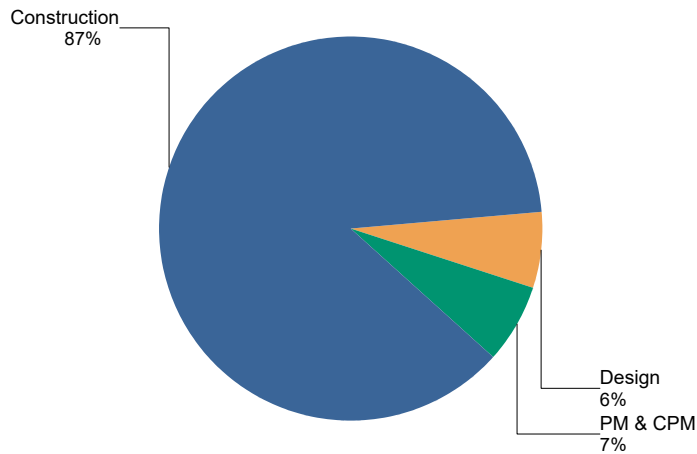
ACADEMIC OCCUPANCY

06/23/2027

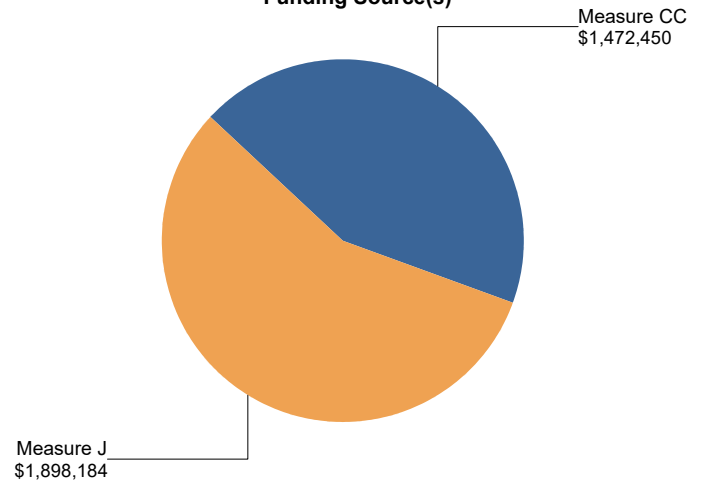
SUB-PROJECT COST BREAKDOWN

Cost Type "Bucket"	[a] Current Budget	[b] Contracted	[c] Expended	[d] Estimate at Completion	[e]=[a]-[d] Budget Variance
Construction	\$2,933,328	\$368,355	\$326,260	\$2,933,328	\$0
Program & Project Management	\$228,436	\$228,436	\$221,917	\$228,436	\$0
Programming & Design	\$208,870	\$207,792	\$189,543	\$208,870	\$0
Total Budget	\$3,370,633	\$804,582	\$737,721	\$3,370,633	\$0

Current Budget By Cost Type



Funding Source(s)



Los Angeles Southwest College

Sub-Project/Building Level Detail

06S-679.13 - South & East Perimeter Fencing Replacement

SUB-PROJECT PROFILE

OVERALL STATUS: *In Design*

DESCRIPTION: The scope of this project will include demolition and removal of chain-link fence, grading of the South and East perimeters, installation of a galvanized fence (to match existing fence specifications), lighting, and security camera locations/connections, as well as Wi-Fi boosters for increased coverage.

DESIGN START

04/30/2024

NTP CONSTRUCTION

12/09/2025

SUBSTANTIAL COMPLETION

06/06/2026

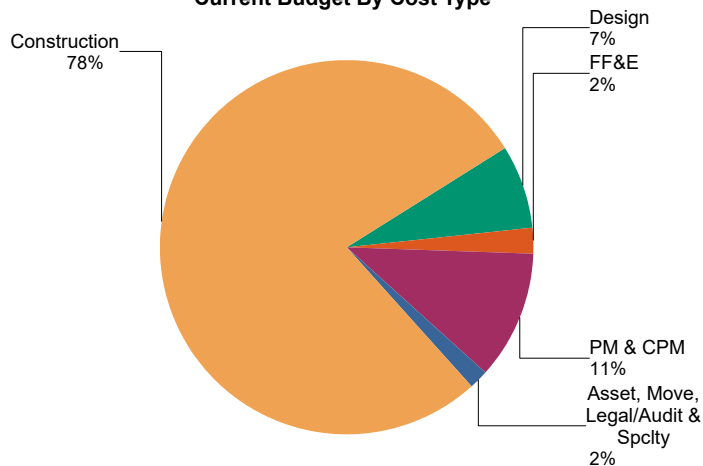
ACADEMIC OCCUPANCY

06/06/2026

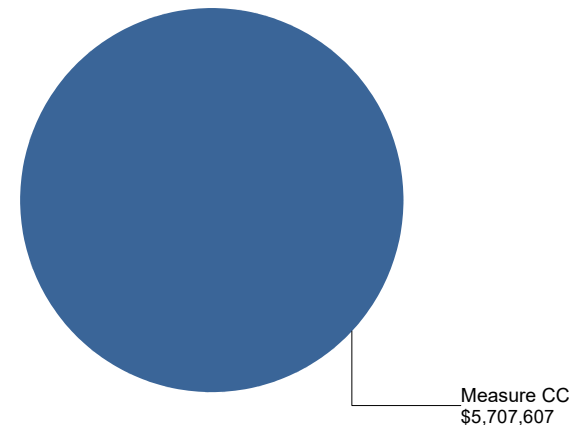
SUB-PROJECT COST BREAKDOWN

Cost Type "Bucket"	[a] Current Budget	[b] Contracted	[c] Expended	[d] Estimate at Completion	[e]=[a]-[d] Budget Variance
Asset, Move, Legal/Audit & Specialty	\$100,210	\$80,210	\$51,014	\$100,210	\$0
Construction	\$4,427,722	\$0	\$0	\$4,427,722	\$0
Furniture, Fixtures & Equipment	\$136,054	\$0	\$0	\$136,054	\$0
Program & Project Management	\$632,648	\$632,648	\$510,433	\$632,648	\$0
Programming & Design	\$410,973	\$332,249	\$40,091	\$410,973	\$0
Total Budget	\$5,707,607	\$1,045,106	\$601,539	\$5,707,607	\$0

Current Budget By Cost Type



Funding Source(s)



Los Angeles Southwest College

Sub-Project/Building Level Detail

06S-679.14 - Campus-Wide Turf Replacement

SUB-PROJECT PROFILE

OVERALL STATUS: *In Planning*

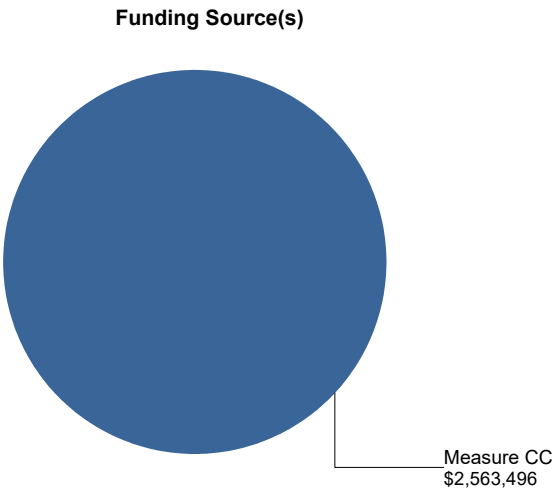
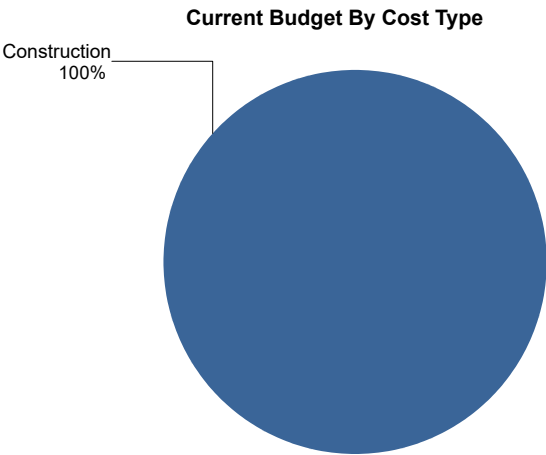
DESCRIPTION:

The scope of this project will include demolition/removal of existing landscape, grading and installation of turf at the following areas:
 Imperial Entrance Area, Western Entrance Area; Interior areas- Library (11), Cox Building (14), SOCTE (15), SSB (16), and Stadium (17).

DESIGN START	NTP CONSTRUCTION	SUBSTANTIAL COMPLETION	ACADEMIC OCCUPANCY
05/13/2025	05/29/2026	11/04/2026	11/04/2026

SUB-PROJECT COST BREAKDOWN

Cost Type "Bucket"	[a] Current Budget	[b] Contracted	[c] Expended	[d] Estimate at Completion	[e]=[a]-[d] Budget Variance
Construction	\$2,563,496	\$0	\$0	\$2,563,496	\$0
Total Budget	\$2,563,496	\$0	\$0	\$2,563,496	\$0





Los Angeles Southwest College Exhibit A

Exhibit A Los Angeles Southwest College Budget Transfer Log



Los Angeles Southwest College

Sub-Project/Building Level Budget Transfer Log

Proj Ref	Project/Building Name	Established Budget	Current Budget	Variance	Approved Date
06S-602.00	Student Union	\$37,561,875	\$37,561,875		04/12/2018
			\$40,061,875	\$2,500,000	02/26/2020
			\$42,775,000	\$2,713,125	02/27/2020
			\$45,083,438	\$2,308,437	06/13/2024
06S-605.00	LASC - Swimming Pool Renovation	\$1,854,203	\$1,854,203		12/27/2024
06S-623.02	Central Plant Improvements - Phase 2	\$11,034,921	\$11,034,921		07/18/2022
06S-628.01	Campus Corner Sign Replacement	\$782,693	\$782,693		12/19/2018
			\$2,052,230	\$1,269,537	06/21/2021
			\$2,469,167	\$416,936	07/11/2023
			\$2,883,662	\$414,494	04/12/2024
06S-628.02	Imperial Entrance Marquee Sign	\$2,587,040	\$2,587,040		01/29/2019
			\$1,574,591	\$(1,012,448)	06/21/2021
			\$1,847,729	\$273,137	07/12/2023
			\$1,985,402	\$137,672	04/12/2024
			\$1,995,600	\$10,198	04/15/2024
06S-628.03	Western Entrance Marquee Sign	\$2,587,040	\$2,587,040		01/29/2019
			\$1,574,325	\$(1,012,714)	06/21/2021
			\$1,904,984	\$330,658	07/11/2023
			\$2,114,021	\$209,037	04/16/2024
06S-628.04	Campus Wide Wayfinding Signage	\$958,500	\$958,500		01/29/2019
			\$4,487,645	\$3,529,145	03/25/2021
			\$3,135,671	\$(1,351,974)	11/05/2021
06S-629.00	Outdoor Projection Wayfinding - LASC	\$2,500,000	\$2,500,000		08/20/2024
06S-632.00	School of Arts and Humanities	\$5,586,600	\$5,586,600		01/01/2014
06S-679.12	Roadway Conversion	\$3,986,132	\$3,986,132		04/06/2021
			\$3,370,633	\$(615,498)	11/05/2021
06S-679.13	South & East Perimeter Fencing Replacement	\$3,106,607	\$3,106,607		05/17/2022
			\$5,707,607	\$2,600,999	03/05/2024

Budget transfers performed to reflect campus project re-prioritization of the strategic execution plan.



Los Angeles Southwest College

Sub-Project/Building Level Budget Transfer Log

Proj Ref	Project/Building Name	Established Budget	Current Budget	Variance	Approved Date
06S-679.14	Campus-Wide Turf Replacement	\$2,563,496	\$2,563,496		09/22/2022

Budget transfers performed to reflect campus project re-prioritization of the strategic execution plan.



Los Angeles Southwest College Exhibit B

Exhibit B

Los Angeles Southwest College Non-Active and Non-Pending Subprojects

Los Angeles Southwest College

Non Active and Non-Pending Sub-Projects

Cancelled		Current Budget	EAC	Funding Variance
06S-607.07	Cox Building - Modernization	\$1,152,943	\$1,152,943	\$0
06S-608.01	PE Gym, Pool, Bleachers	\$191,577	\$191,577	\$0
06S-609.00	PE Gym	\$39,499	\$39,499	\$0
06S-610.00	PE Fields and Courts	\$306,393	\$306,393	\$0
06S-614.01	HAVC Upgrades	\$514,457	\$514,457	\$0
06S-618.01	Old School of Science	\$20,653,011	\$20,653,011	\$0
06S-633.00	Health Academy Building	\$0	\$0	\$0
06S-661.00	Swimming Pool Covering	\$69,947	\$69,947	\$0
06S-662.00	Campus Wide Security Upgrades	\$385,460	\$385,460	\$0
06S-662.03	Child Development Center Security Upgrade - Phase 2	\$6,627	\$6,627	\$0
06S-663.03	Campus-Wide Reclaimed Water	\$45,109	\$45,109	\$0
06S-669.00	Campus Hardscape & Landscape Improvements and Fire Acces	\$118,462	\$118,462	\$0
06S-684.01	Renewable Energy - Carport	\$1,934	\$1,934	\$0
		\$23,485,420	\$23,485,420	\$0
Completed		Current Budget	EAC	Funding Variance
06S-601.01	Student Services, Education Center	\$15,574,724	\$15,574,724	\$0
06S-601.02	Student Services Building Roof Screenwall	\$126,688	\$126,688	\$0
06S-601.03	SSEC Fire Alarm & Fire Sprinkler	\$128,551	\$128,551	\$0
06S-601.04	HVAC & Classroom Upgrades	\$5,914,657	\$5,914,657	\$0
06S-604.00	New School of Science	\$22,347,180	\$22,347,180	\$0
06S-606.00	Student Services Activities Center	\$806,916	\$806,916	\$0
06S-606.02	Student Services Activities Cluster B	\$22,917	\$22,917	\$0
06S-607.01	Cox Building - Basement	\$45,608	\$45,608	\$0
06S-607.02	Cox Building - Third Floor	\$16,000	\$16,000	\$0
06S-607.03	Cox Building - Fourth Floor	\$47,009	\$47,009	\$0
06S-607.04	Cox Building - Little Theater	\$93,979	\$93,979	\$0
06S-607.05	Cox Building - Fire Alarm Replacement	\$47	\$47	\$0
06S-607.06	Cox Building - Student Lounge Conversion	\$593	\$593	\$0
06S-607.08	Cox Building - Elevator Modernization	\$954,617	\$954,617	\$0
06S-607.09	Cox Building - Little Theater Upgrade	\$18,013,645	\$18,013,645	\$0
06S-607.10	Cox Building Upgrade	\$42,420,620	\$42,420,620	\$0
06S-608.02	PE Gym Acoustic/Sound System	\$443,836	\$443,836	\$0
06S-608.03	PE Gym Reroofing SMP Project	\$58,388	\$58,388	\$0
06S-611.00	Stadium Field House	\$412,643	\$412,643	\$0
06S-614.00	Technical Education Center - Modernization	\$6,963,435	\$6,963,435	\$0
06S-615.03	Transit Centers	\$1,495,462	\$1,495,462	\$0
06S-616.00	Child Development Center	\$18,968,978	\$18,968,978	\$0
06S-616.01	Child Development Center (CDC) SMART Classrooms	\$178,424	\$178,424	\$0
06S-616.03	CDC Water Softener	\$66,488	\$66,488	\$0
06S-617.00	Maintenance and Operation Facility	\$563,543	\$563,543	\$0
06S-618.02	Lecture, Laboratory Building - Door Replacements	\$49,764	\$49,764	\$0
06S-621.00	Parking Structure / Campus Security Facility	\$308,877	\$308,877	\$0
06S-622.00	SSAC Bookstore	\$2,455,792	\$2,455,792	\$0

Los Angeles Southwest College

Non Active and Non-Pending Sub-Projects

Completed		Current Budget	EAC	Funding Variance
06S-623.00	Central Plant	\$14,480,114	\$14,480,114	\$0
06S-623.01	Central Plant Improvements	\$5,077,980	\$5,077,980	\$0
06S-630.01	Maintenance and Operation Facility	\$12,921,956	\$12,921,956	\$0
06S-630.02	Design-Build Parking Structure, West Entry Drive and Parking L	\$14,082,010	\$14,082,010	\$0
06S-630.03	Campus Security Facility	\$3,562,102	\$3,562,102	\$0
06S-630.04	Campus Corner Sign	\$678,262	\$678,262	\$0
06S-630.05	Design-Build Athletic Field House, Stadium	\$21,462,854	\$21,462,854	\$0
06S-630.06	Student Services Activities Center	\$25,446,239	\$25,446,239	\$0
06S-630.07	Fields & Courts Walking Track	\$839,747	\$839,747	\$0
06S-631.00	School of Career & Technical Education	\$36,829,491	\$36,829,491	\$0
06S-631.01	Nursing Upgrades in SoCTE	\$2,088,028	\$2,088,028	\$0
06S-640.00	Campus-Wide Improvements - PE Gymnasium Exterior Painting	\$29,000	\$29,000	\$0
06S-641.00	Campus-Wide Improvements - Cox Building - Exterior Lighting F	\$27,900	\$27,900	\$0
06S-642.00	Campus-Wide Improvements - Cox, Lecture Lab & PE Gym Cor	\$29,400	\$29,400	\$0
06S-643.00	Campus-Wide Improvements - Fire Alarm Inspection & Certificat	\$24,057	\$24,057	\$0
06S-644.00	Building Boiler Replacement	\$30,000	\$30,000	\$0
06S-645.00	Campus-Wide Improvements - Ozone Generators Replacement	\$30,000	\$30,000	\$0
06S-646.00	Campus-Wide Improvements - Student Services Education Cen	\$10,983	\$10,983	\$0
06S-647.00	Campus-Wide Improvements - Lecture Lab, Tech Ed, & Cox IT I	\$29,995	\$29,995	\$0
06S-650.01	Campus Wide Security Cameras	\$30,000	\$30,000	\$0
06S-650.03	Campus Wide Security Cameras - Gymnasium	\$22,648	\$22,648	\$0
06S-651.00	Temporary Parking for Phase 1.1	\$26,250	\$26,250	\$0
06S-662.01	Central Plant Security Upgrade	\$38,666	\$38,666	\$0
06S-662.02	Child Development Center Security Upgrade - Phase 1	\$16,226	\$16,226	\$0
06S-663.00	Campus Wide Infrastructure Upgrades	\$1,990,953	\$1,990,953	\$0
06S-663.01	Cal Trans Pony Wall	\$77,521	\$77,521	\$0
06S-663.02	Campus-Wide Storm Water Collection System	\$815,579	\$815,579	\$0
06S-663.04	West Campus - Barrier Removal	\$357,071	\$357,071	\$0
06S-664.00	Campus Wide Technology Upgrades	\$2,521,673	\$2,521,673	\$0
06S-664.01	Campus-wide Technology Upgrades - Phase 1	\$19,240	\$19,240	\$0
06S-667.00	Fitness and Wellness Center	\$17,478,017	\$17,478,017	\$0
06S-668.00	Northeast Quadrant Parking Structure	\$15,291,479	\$15,291,479	\$0
06S-673.01	RWGPL - Northeast Quadrant, Entry Plaza & Parking (#2)	\$3,312,373	\$3,312,373	\$0
06S-673.02	Northeast Quadrant-Landscape, Lighting, Signage & Palm Cour	\$7,544,006	\$7,544,006	\$0
06S-676.01	Demolition - Utilities NE Quadrant (#1)	\$1,260,985	\$1,260,985	\$0
06S-676.02	Demo Bungalows for Interim Parking	\$252,017	\$252,017	\$0
06S-676.03	Demolition of Bungalows - Interim Parking Ph 1.1	\$286,268	\$286,268	\$0
06S-676.04	Demolition of Bungalows - Interim Prkg Ph 1.2	\$140,828	\$140,828	\$0
06S-676.05	Demolition of Bungalows - For Design Build	\$86,833	\$86,833	\$0
06S-676.06	Demolition of Exist CDC Bldgs. A, B, C, D	\$69,798	\$69,798	\$0
06S-679.02	Northeast Segment of the Campus	\$911,910	\$911,910	\$0
06S-679.03	Southeast, Southwest and Northwest Segments of the Campus	\$9,555	\$9,555	\$0
06S-679.04	Campus Drinking Fountains	\$300	\$300	\$0
06S-679.05	Campus IT and Telephone System	\$2,197,370	\$2,197,370	\$0

Los Angeles Southwest College

Non Active and Non-Pending Sub-Projects

Completed		Current Budget	EAC	Funding Variance
06S-679.06	Site Improvements - Campus-Wide Perimeter Fence	\$1,093,181	\$1,093,181	\$0
06S-679.07	Fire Alarm Network Upgrade SMP	\$202,965	\$202,965	\$0
06S-679.08	Site Improvements - Campus East Pump House & Fire Water U	\$7,013,660	\$7,013,660	\$0
06S-679.10	Campus Wide Utilities Improvements	\$1,679,953	\$1,679,953	\$0
06S-679.11	Campus-Wide Water Upgrades	\$1,620,781	\$1,620,781	\$0
		\$342,527,604	\$342,527,604	\$0
Support Services		Current Budget	EAC	Funding Variance
06S-656.01	DW-SCANNING & CODING	\$336	\$336	\$0
06S-689.00	Campus Program Management - Asset Assessment and Move M	\$1,505,053	\$1,505,053	\$0
06S-690.00	Campus Program Management - Program Management Service	\$9,492,301	\$9,492,301	\$0
06S-690.EERB	SOUTHWEST Energy Efficiency Revenue Bond	\$1,097,006	\$1,097,006	\$0
06S-690.OCIP	Southwest - OCIP	\$1,777,172	\$1,777,172	\$0
06S-691.00	Campus Program Management - Project Management Services	\$17,618,945	\$17,618,945	\$0
06S-692.00	Campus Program Management - Reimbursables	\$269,444	\$269,444	\$0
06S-693.00	Campus Program Management - Legal Services	\$363,473	\$363,473	\$0
06S-694.00	Campus Program Management - Performance/Financial Auditin	\$273,350	\$273,350	\$0
06S-695.00	Campus Program Management - Other Consulting Services	\$4,339,473	\$4,339,473	\$0
06S-696.00	Campus Program Management - Inspection and Testing	\$1,492	\$1,492	\$0
06S-697.00	Campus Program Management - Election Costs - Prop A	\$46,695	\$46,695	\$0
06S-699.00	Campus Program Management - Owner's Reserve	\$0	\$0	\$0
06S-6PR.00	Program Reserve 2017 Release - Southwest	\$0	\$0	\$0
		\$36,784,739	\$36,784,739	\$0
Land Aquisition		Current Budget	EAC	Funding Variance
06S-678.01	Land Acquisition	\$1,703,836	\$1,703,836	\$0
06S-678.02	Demolition Service Station	\$166,529	\$166,529	\$0
06S-678.03	Sign & Site Improvements	\$31,918	\$31,918	\$0
		\$1,902,283	\$1,902,283	\$0
Master Plan		Current Budget	EAC	Funding Variance
06S-608.00	PE Gym - Master	\$229,070	\$229,070	\$0
06S-620.02	SSAC Food Court	\$17,849	\$17,849	\$0
06S-660.01	Master Planning Phase II	\$0	\$0	\$0
06S-670.00	Master Planning Update	\$1,169,966	\$1,169,966	\$0
06S-679.01	Site Improvements - Develop Architectural Site Standards and E	\$246,344	\$246,344	\$0
06S-680.00	Master Planning - Site Survey and Infrastructure Studies	\$413,718	\$413,718	\$0
06S-681.00	Master Planning - Environmental Impact Report (EIR)	\$490,023	\$490,023	\$0
		\$2,566,970	\$2,566,970	\$0
Procurement		Current Budget	EAC	Funding Variance
06S-654.01	Waterless Urinal	\$48,357	\$48,357	\$0
06S-654.02	Video Conference - Construction	\$0	\$0	\$0
06S-655.02	Bulk Purchase - Power tools	\$63	\$63	\$0

Los Angeles Southwest College

Non Active and Non-Pending Sub-Projects

Procurement		Current Budget	EAC	Funding Variance
06S-655.03	Bulk Purchase - ATHLET/FIT EQUIPMENT	\$3	\$3	\$0
06S-655.04	Bulk Purchase - Musical Instruments	\$274	\$274	\$0
06S-655.05	Video Conference Equipment	\$0	\$0	\$0
06S-655.06	Bulk Purchase - CHILD DEV CTR F&E	\$10	\$10	\$0
		\$48,706	\$48,706	\$0



Los Angeles Southwest College Exhibit C

Exhibit C

Los Angeles Southwest College Budget Transfer Log (2014 thru 2017 Rebaseline)



Los Angeles Southwest College

Sub-Project/Building Level Budget Transfer Log (2014 thru 2017 Rebaseline)

Proj Ref	Project/Building Name	Established Budget	Current Budget	Variance	Approved Date
06S-632.00	School of Arts and Humanities	\$5,586,600	\$5,586,600		01/01/2014

Los Angeles Trade-Tech College

College Building Program Overview

Los Angeles Trade-Technical College, founded in 1925, is the oldest of the nine colleges in the Los Angeles Community College District. LATTC provides high-quality academic, technical, and professional educational opportunities in high-demand industries and careers. Enhancing our top-shelf training opportunities is LATTC's new Culinary Arts Building and Activity Field project. Also in development are a new Construction Technology Building and a new Design and Media Arts Building. These projects will allow us to demolish several 50+ year-old buildings that have outlived their useful lives. LATTC is also planning Miscellaneous Improvement Projects for several existing buildings and for campus-wide electrical and energy management systems; Storm water Collection / Groundwater Injection projects; Solar Energy Photovoltaic projects; ADA / Access Compliance improvement projects; and Security / AV / Technology improvement projects using both local and state bond funds.



LATTC is a national leader recognized for organizing our campus into nine Guided Pathways, of which eight are in Career Technical Education. Our reform strategy, called Pathways to Academic, Career and Transfer Success (PACTS), embraces innovative curricula with coordinated support services designed to provide students with competencies needed to attain college-level proficiency, industry-recognized credentials, and careers that provide wages that will support families and communities.

We also have developed pathway-named buildings integrating counseling, contextualized curricula, and career navigation into our Pathways. Our PACTS implementation has already led to a doubling of student completions.

LATTC has benefitted from previous voter-approved bond funds, allowing us to upgrade and construct many learning facilities. Among the previously completed projects are the remodeling of our original Administration Building to house our School of Health Sciences and School of Cosmetology; the 24th Street Parking Structure with a rooftop photovoltaic system; a new DWP sub-station; Child Development Center (CDC) Improvements project; Student Support Center Modernization project; South Campus Administration Services Building and School of Liberal Arts, street and plaza improvements on Grand Avenue; and the recently opened Culinary Arts Building,

a LEED GOLD certified state-of-the-art facility housing the oldest culinary arts and professional baking programs in the United States. Taken as a whole, these projects are creating an environment of innovative learning and student success.

COLLEGE PROGRESS SUMMARY (December 2024)

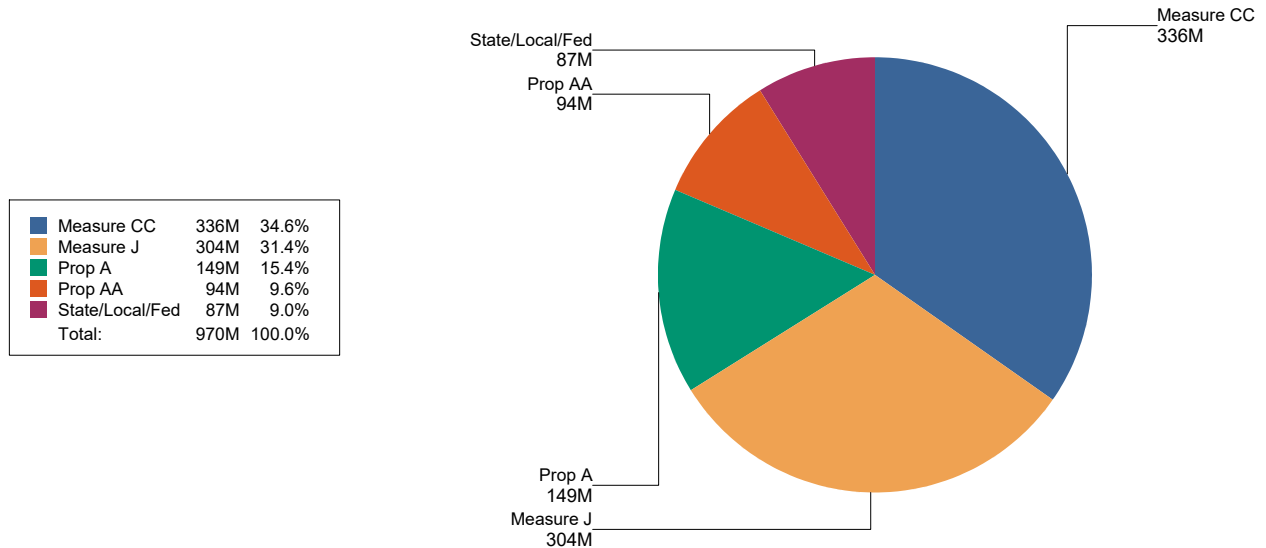
Sub Project Number	Sub Project Title	Sub Project Status	Const. % Complete	Academic Occupancy Date	Progress Summary
07T-714.02	Construction Technology Building	In Construction	0.00%	01/03/2028	Design NTP issued for Final Construction Documents that incorporate corrections changes, additions, resolve constructability issues, and mitigate Design Deficiencies
07T-731.01	Design and Media Arts	In Construction	0.00%	06/07/2027	Mobilization, Salvage, mitigation and demolition of existing structure underway.

Los Angeles Trade-Tech College

College Funding and Overall Budget

Total budget allocation of \$970M includes bond funds under Proposition A, Proposition AA, and Measure J/CC and State Contribution consisting of Capital Outlay, Scheduled Maintenance Projects (SMP) and grants. The Liberal Arts Restoration and Modernization and Learning Assistance Center projects are partly funded with State capital outlay funds and some SMP funds are used to supplement bond funds for other miscellaneous renovations.

PROGRAM FUNDING



COLLEGE BUDGET

Cost Type "Bucket"	[a] Current Budget	[b] Contracted	[c] Expended	[d] Estimate at Completion	[e]=[a]-[d] Budget Variance
Construction	\$705,985,099	\$641,941,605	\$432,950,344	\$705,920,039	\$65,060
Programming & Design	\$83,595,462	\$80,200,928	\$69,588,340	\$83,660,522	\$(65,060)
Owner's Reserve	\$516,325	\$0	\$0	\$516,325	\$0
Land Acquisition	\$51,636,512	\$51,636,512	\$51,636,512	\$51,636,512	\$0
Asset, Move, Legal/Audit & Specialty	\$14,911,260	\$7,618,660	\$7,540,721	\$14,911,260	\$0
Program & Project Management	\$72,062,488	\$62,751,605	\$60,548,099	\$72,062,488	\$0
Furniture, Fixtures & Equipment	\$41,674,265	\$24,801,613	\$24,801,613	\$41,674,265	\$0
Total Budget	\$970,381,411	\$868,950,923	\$647,065,629	\$970,381,411	\$0

Los Angeles Trade-Tech College

Sub-Project List

SUB-PROJECTS						
Sub-Project ID	Project/Building Name	Status	[a] Current Budget	[b] Estimate at Completion	[c]=[a]-[b] Budget Variance	Academic Occupancy Date
07T-709.03	Sage Hall Demolition	In Construction	\$3,532,068	\$3,532,068	\$0	01/21/2027
07T-710.12	Theater Demolition	In Construction	\$3,758,786	\$4,039,603	\$(280,816)	07/04/2025
07T-710.14	New Exterior North Wall - Magnolia Hall	In Construction	\$3,756,393	\$3,560,365	\$196,028	07/04/2025
07T-710.15	Hardscape/Landscape - North side of Magnolia Hall	In Construction	\$2,637,879	\$2,553,091	\$84,788	07/04/2025
07T-714.02	Construction Technology Building	In Construction	\$276,751,025	\$276,751,025	\$0	01/03/2028
07T-714.05	Demolition of Construction Technology Building "B"	In Planning	\$4,733,251	\$4,733,251	\$0	06/01/2029
07T-726.00	Misc Improvements-D3 Student Support Center	In Design	\$630,942	\$630,942	\$0	01/04/2027
07T-726.01	Misc Improvements-B1 School of Advanced Trans & Mfg	In Design	\$21,644,200	\$21,644,200	\$0	11/26/2027
07T-726.02	Misc Improvements-C4 School of Applied Sciences	In Design	\$3,068,869	\$3,068,869	\$0	06/05/2028
07T-726.03	Misc Improvements-D4 School of Design & Media Arts	In Design	\$1,875,456	\$1,875,456	\$0	02/01/2027
07T-726.04	Misc Improvements – Elevator Repair - Multiple Buildings	In Planning	\$179,849	\$179,849	\$0	11/09/2026
07T-726.05	Miscellaneous Improvements – D4 Elevator Repair	In Planning	\$1,050,534	\$1,050,534	\$0	06/27/2026
07T-726.06	Miscellaneous Improvements - C6 Elevator Repair	In Planning	\$411,562	\$411,562	\$0	06/27/2026
07T-726.07	Miscellaneous Improvements - C4 Elevator Repair	In Planning	\$350,746	\$350,746	\$0	06/27/2026
07T-726.08	Miscellaneous Improvements - E3 Elevator Repair	In Planning	\$87,209	\$87,209	\$0	06/27/2026
07T-726.09	Miscellaneous Improvements - F5 Elevator Repair	In Planning	\$100,726	\$100,726	\$0	06/27/2026
07T-731.01	Design and Media Arts	In Construction	\$111,541,491	\$111,541,491	\$0	06/07/2027
07T-771.01	Campus-Wide Improvements - Permanent Fire Lane Access	In Design	\$2,201,496	\$2,201,496	\$0	05/09/2026
07T-772.05	Upgrade Campus Main Electrical Distribution System	In Design	\$4,159,024	\$4,159,024	\$0	08/31/2026
07T-772.07	Olive St. Parking & CDC - Duct Bank/Transformer	In Design	\$1,442,932	\$1,442,932	\$0	10/20/2026
Total Active Subprojects			\$443,914,438	\$443,914,438	\$0	
07T-709.04	Renovate Sage Hall	Deferred	\$18,660	\$18,660	\$0	
07T-710.11	Performing Arts & Entertainment Center - Modernization	Deferred	\$2,855,208	\$2,855,208	\$0	
07T-711.08	Renovate Sequoia Hall	Deferred	\$33,113	\$33,113	\$0	

*Completed and Cancelled Sub-Projects are Reference Exhibit B.

Los Angeles Trade-Tech College

Sub-Project List

07T-713.08	Math & Science Building "K" Fourth Floor Renovation	Deferred	\$1,047	\$1,047	\$0
07T-714.04	Construction Technology Utility Building	Deferred	\$15,287	\$15,287	\$0
07T-715.04	Fashion and Fine Arts Center - Modernization	Deferred	\$213,845	\$213,845	\$0
07T-715.06	Demo of Toyon Hall	Deferred	\$60,887	\$60,887	\$0
07T-715.07	Cypress Hall Demolition	Deferred	\$0	\$0	\$0
07T-722.00	Facilities M&O Headquarters	Deferred	\$117,080	\$117,080	\$0
07T-727.01	Wellness Sports and Preventive Health Center	Deferred	\$114,754	\$114,754	\$0
07T-775.01	Re-grout and Seal Tiles in Restrooms	Deferred	\$0	\$0	\$0
07T-779.14	North Quad Site Development	Deferred	\$430,452	\$430,452	\$0
Total Pending Subprojects			\$3,860,332	\$3,860,332	\$0
Cancelled*			\$309,223	\$309,223	\$0
Completed*			\$426,074,132	\$426,074,132	\$0
Land Aquisition			\$53,260,689	\$53,260,689	\$0
Master Plan			\$1,675,174	\$1,675,174	\$0
Procurement			\$756	\$756	\$0
Support Services			\$41,286,664	\$41,286,664	\$0
All Remaining Subprojects			\$522,606,640	\$522,606,640	\$0
Total Los Angeles Trade-Tech College Subprojects			\$970,381,411	\$970,381,411	\$0

*Completed and Cancelled Sub-Projects are Reference Exhibit B.

Los Angeles Trade-Tech College

Sub-Project/Building Level Detail

07T-709.03 - Sage Hall Demolition

SUB-PROJECT PROFILE

OVERALL STATUS: In Construction

DESCRIPTION: This project will cover the demolition of the Sage Hall Building to provide a footprint for the Design and Media Arts Building.

DESIGN START

08/24/2020

NTP CONSTRUCTION

08/05/2024

SUBSTANTIAL COMPLETION

01/21/2027

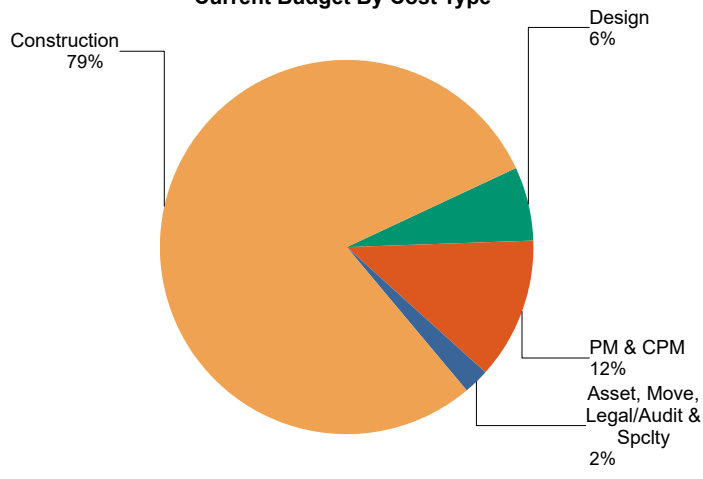
ACADEMIC OCCUPANCY

01/21/2027

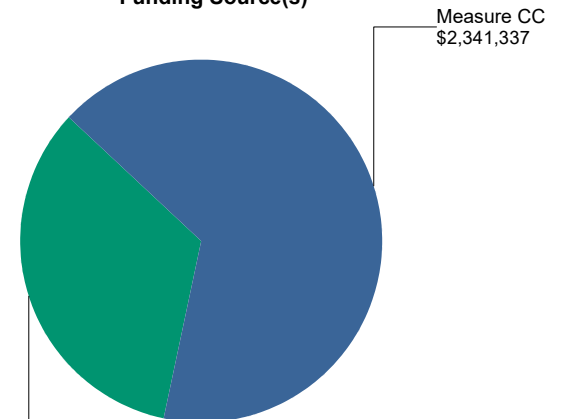
SUB-PROJECT COST BREAKDOWN

Cost Type "Bucket"	[a] Current Budget	[b] Contracted	[c] Expended	[d] Estimate at Completion	[e]=[a]-[d] Budget Variance
Asset, Move, Legal/Audit & Specialty	\$77,988	\$77,988	\$64,674	\$77,988	\$0
Construction	\$2,799,090	\$2,610,015	\$69,680	\$2,799,090	\$0
Program & Project Management	\$429,125	\$401,730	\$268,307	\$429,125	\$0
Programming & Design	\$225,865	\$199,500	\$163,520	\$225,865	\$0
Total Budget	\$3,532,068	\$3,289,233	\$566,181	\$3,532,068	\$0

Current Budget By Cost Type



Funding Source(s)



Los Angeles Trade-Tech College

Sub-Project/Building Level Detail

07T-710.12 - Theater Demolition

SUB-PROJECT PROFILE

OVERALL STATUS: In Construction

DESCRIPTION: The scope of work for the Grand Theater project includes the demolition of the Grand Theater building including demolition of the existing foundation to 3ft. below grade, provide a new exterior wall and curtainwall system at the north exterior wall of Building A which will be exposed after removal of the Grand Theater, and cut off and remove or cap existing utilities. The remaining site area will be filled, compacted and fine graded to accommodate new landscape. Additionally, an existing fire sprinkler riser serving Magnolia Hall and currently located in the footprint of the Grand Theater will also need to be relocated.

DESIGN START

06/03/2019

NTP CONSTRUCTION

08/05/2024

SUBSTANTIAL COMPLETION

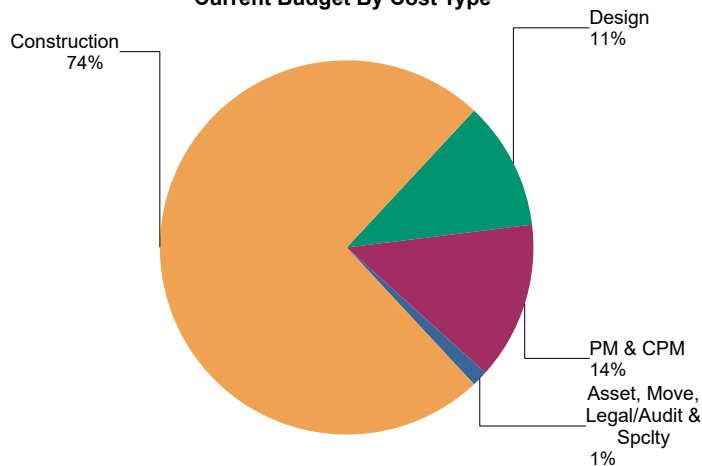
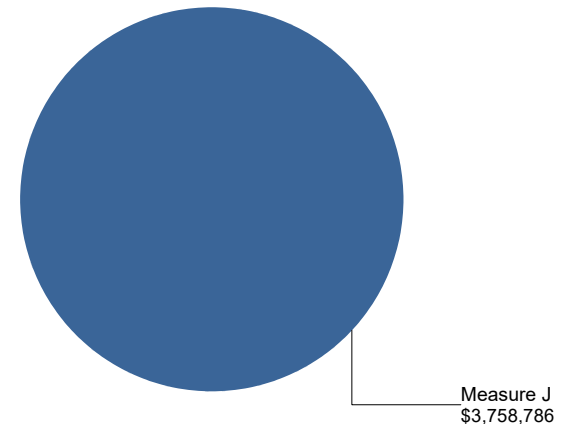
07/04/2025

ACADEMIC OCCUPANCY

07/04/2025

SUB-PROJECT COST BREAKDOWN

Cost Type "Bucket"	[a] Current Budget	[b] Contracted	[c] Expended	[d] Estimate at Completion	[e]=[a]-[d] Budget Variance
Asset, Move, Legal/Audit & Specialty	\$52,423	\$52,423	\$8,798	\$52,423	\$0
Construction	\$2,780,548	\$2,511,356	\$102,060	\$2,715,488	\$65,060
Furniture, Fixtures & Equipment	\$0	\$0	\$0	\$0	\$0
Program & Project Management	\$510,314	\$493,631	\$407,796	\$510,314	\$0
Programming & Design	\$415,502	\$778,087	\$685,386	\$761,378	\$(345,876)
Total Budget	\$3,758,786	\$3,835,496	\$1,204,039	\$4,039,603	\$(280,816)

Current Budget By Cost Type

Funding Source(s)


Los Angeles Trade-Tech College

Sub-Project/Building Level Detail

07T-710.14 - New Exterior North Wall - Magnolia Hall

SUB-PROJECT PROFILE

OVERALL STATUS: In Construction

DESCRIPTION: The scope of the new Exterior Wall project is: provide a new exterior wall and curtainwall system at the north exterior wall of Building A which will be exposed after removal of the Grand Theater, and cut off and remove or cap existing utilities.

DESIGN START

06/03/2019

NTP CONSTRUCTION

08/05/2024

SUBSTANTIAL COMPLETION

07/04/2025

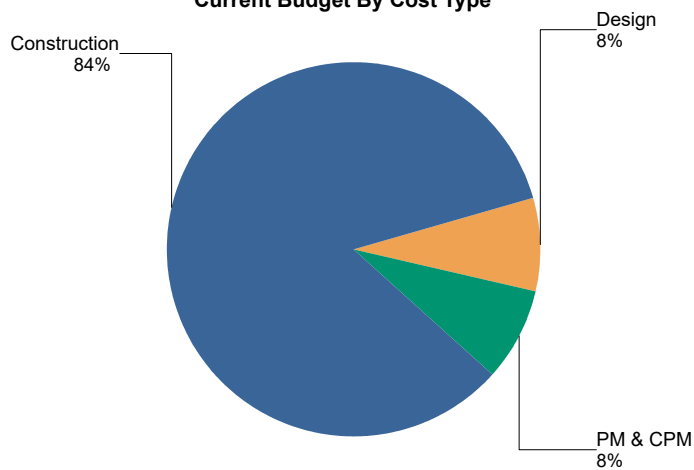
ACADEMIC OCCUPANCY

07/04/2025

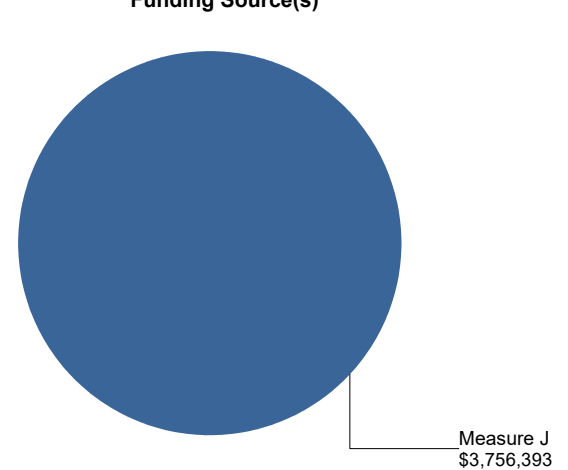
SUB-PROJECT COST BREAKDOWN

Cost Type "Bucket"	[a] Current Budget	[b] Contracted	[c] Expended	[d] Estimate at Completion	[e]=[a]-[d] Budget Variance
Construction	\$3,150,406	\$2,991,464	\$823	\$3,150,406	\$0
Program & Project Management	\$301,043	\$292,555	\$223,577	\$301,043	\$0
Programming & Design	\$304,944	\$50,654	\$0	\$108,915	\$196,028
Total Budget	\$3,756,393	\$3,334,673	\$224,400	\$3,560,365	\$196,028

Current Budget By Cost Type



Funding Source(s)



Los Angeles Trade-Tech College

Sub-Project/Building Level Detail

07T-710.15 - Hardscape/Landscape - North side of Magnolia Hall

SUB-PROJECT PROFILE

OVERALL STATUS: In Construction

DESCRIPTION: The scope of the new Hardscape/Landscape project is: As a result of demolishing the Grand Theater the remaining site area will be filled, compacted and fine graded to accommodate new landscape, new Hardscape/Landscape on the North side of the Magnolia Hall Building.

DESIGN START

06/03/2019

NTP CONSTRUCTION

08/05/2024

SUBSTANTIAL COMPLETION

07/04/2025

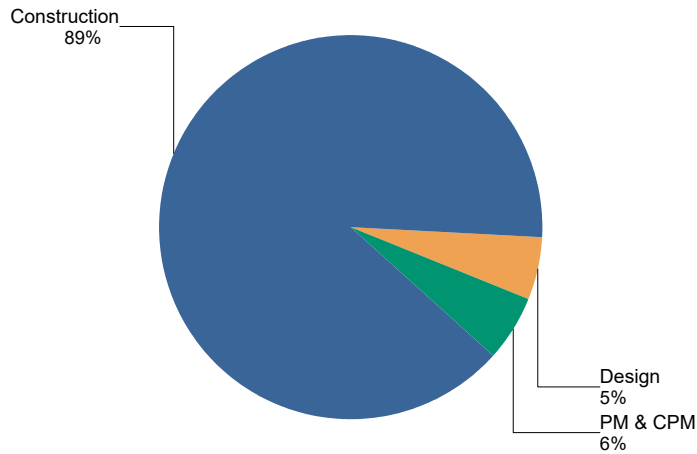
ACADEMIC OCCUPANCY

07/04/2025

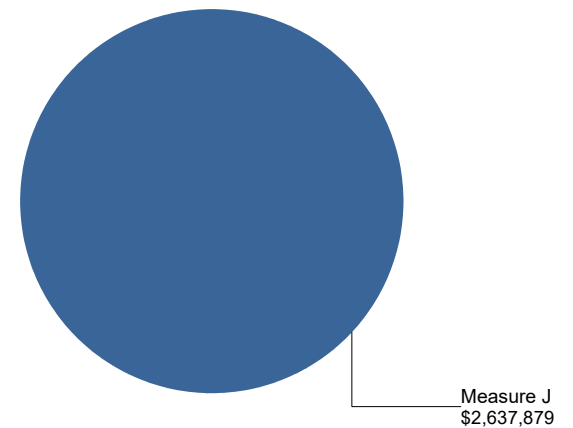
SUB-PROJECT COST BREAKDOWN

Cost Type "Bucket"	[a] Current Budget	[b] Contracted	[c] Expended	[d] Estimate at Completion	[e]=[a]-[d] Budget Variance
Construction	\$2,352,707	\$2,165,426	\$0	\$2,352,707	\$0
Program & Project Management	\$145,889	\$140,828	\$101,368	\$145,889	\$0
Programming & Design	\$139,284	\$22,482	\$0	\$54,496	\$84,788
Total Budget	\$2,637,879	\$2,328,736	\$101,368	\$2,553,091	\$84,788

Current Budget By Cost Type



Funding Source(s)



Los Angeles Trade-Tech College

Sub-Project/Building Level Detail

07T-714.02 - Construction Technology Building

SUB-PROJECT PROFILE

OVERALL STATUS: In Construction

DESCRIPTION: Construction Technology Building - Construction of new 158,043 GSF building with 20'x20' rooftop solar PV Laboratory. This project, which is funded by Measure J, will house various technology programs related to construction, manufacturing, renewable energy, etc.

DESIGN START

02/19/2018

NTP CONSTRUCTION

03/10/2025

SUBSTANTIAL COMPLETION

07/07/2027

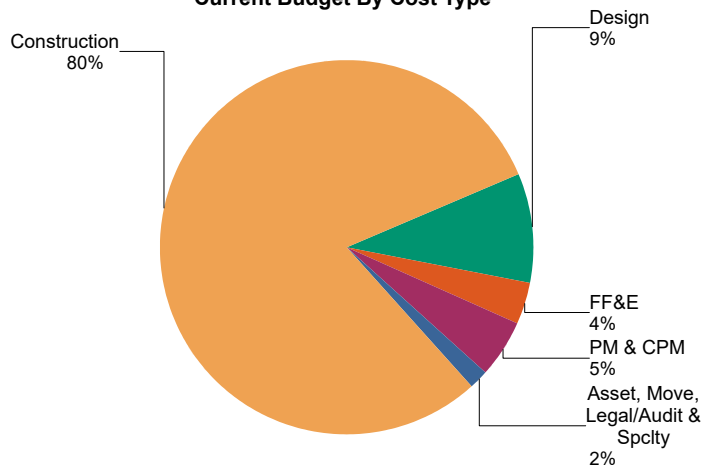
ACADEMIC OCCUPANCY

01/03/2028

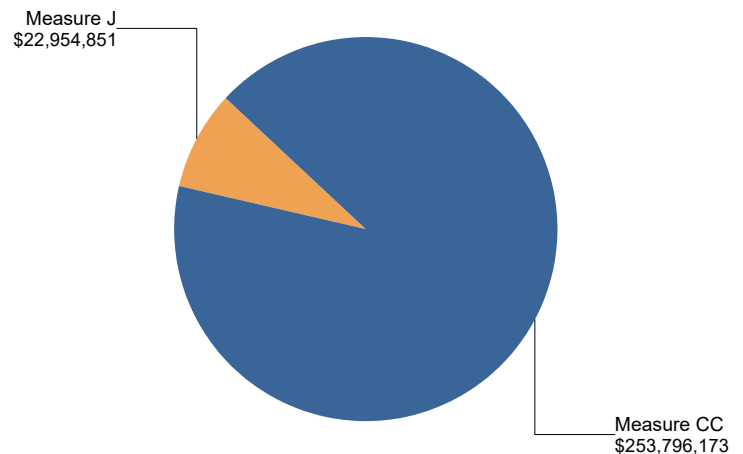
SUB-PROJECT COST BREAKDOWN

Cost Type "Bucket"	[a] Current Budget	[b] Contracted	[c] Expended	[d] Estimate at Completion	[e]=[a]-[d] Budget Variance
Asset, Move, Legal/Audit & Specialty	\$4,245,679	\$703,527	\$703,527	\$4,245,679	\$0
Construction	\$222,282,482	\$202,071,827	\$87,532,079	\$222,282,482	\$0
Furniture, Fixtures & Equipment	\$10,352,018	\$27,842	\$27,842	\$10,352,018	\$0
Program & Project Management	\$13,658,607	\$9,389,913	\$8,912,584	\$13,658,607	\$0
Programming & Design	\$26,212,239	\$24,615,992	\$16,744,650	\$26,212,239	\$0
Total Budget	\$276,751,025	\$236,809,100	\$113,920,681	\$276,751,025	\$0

Current Budget By Cost Type



Funding Source(s)



Los Angeles Trade-Tech College

Sub-Project/Building Level Detail

07T-714.05 - Demolition of Construction Technology Building "B"

SUB-PROJECT PROFILE

OVERALL STATUS: *In Planning*
DESCRIPTION: Demolish existing construction technology building "B"

DESIGN START

12/09/2025

NTP CONSTRUCTION

12/11/2028

SUBSTANTIAL COMPLETION

06/01/2029

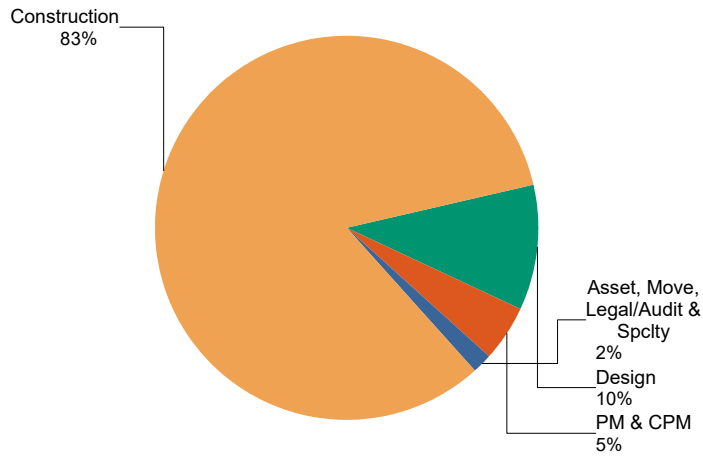
ACADEMIC OCCUPANCY

06/01/2029

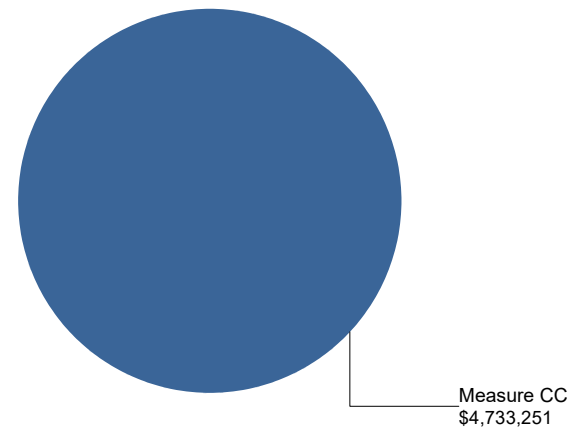
SUB-PROJECT COST BREAKDOWN

Cost Type "Bucket"	[a] Current Budget	[b] Contracted	[c] Expended	[d] Estimate at Completion	[e]=[a]-[d] Budget Variance
Asset, Move, Legal/Audit & Specialty	\$76,343	\$0	\$0	\$76,343	\$0
Construction	\$3,931,652	\$0	\$0	\$3,931,652	\$0
Program & Project Management	\$229,028	\$0	\$0	\$229,028	\$0
Programming & Design	\$496,228	\$0	\$0	\$496,228	\$0
Total Budget	\$4,733,251	\$0	\$0	\$4,733,251	\$0

Current Budget By Cost Type



Funding Source(s)



Los Angeles Trade-Tech College

Sub-Project/Building Level Detail

07T-726.00 - Misc Improvements-D3 Student Support Center

SUB-PROJECT PROFILE

OVERALL STATUS: *In Design*

DESCRIPTION: This project consists of miscellaneous work that needs to be performed in the D3 Student Support Center (formerly known as Mariposa Hall). To add rails and pickets with wheelchair guard at south ADA ramp/ site walkway at adjacent sloped areas; Replace clear glazing with translucent or opaque glazing panels to conceal fireproofed steel beams beyond; Provide contrasting abrasive nosing on 1st and 2nd floor stair treads; Install separation wall at copy room; Add horizontal bar for wheelchair stop, at bottom of existing south exit handrail; Add metal panel enclosure around existing hot water pipes located adjacent to the entry ramp; Match existing metal panel enclosure which only provides partially enclosure (MDF Room); Close gaps between the drywall and perpendicular curtain wall at the 1st floor IT room; Install French swing gate, including design and code analysis to verify feasibility on the 3rd Floor; Connect to existing PV system and start up; Add LED ceiling indicator lights at fire/smoke dampers building-wide; Modify floor drain, floor slopes, and any associated work necessary to prevent flooding outside of the boiler room if the equipment leaks.

DESIGN START

01/24/2022

NTP CONSTRUCTION

07/31/2025

SUBSTANTIAL COMPLETION

07/10/2026

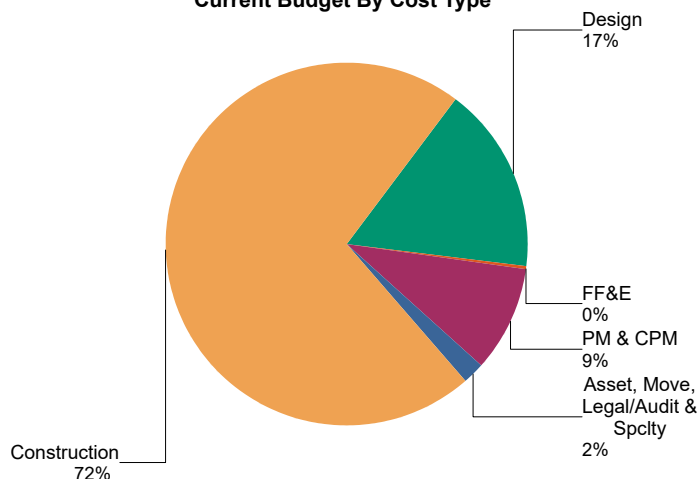
ACADEMIC OCCUPANCY

01/04/2027

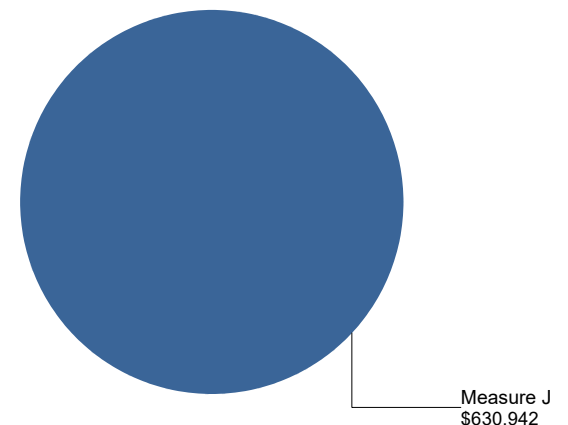
SUB-PROJECT COST BREAKDOWN

Cost Type "Bucket"	[a] Current Budget	[b] Contracted	[c] Expended	[d] Estimate at Completion	[e]=[a]-[d] Budget Variance
Asset, Move, Legal/Audit & Specialty	\$12,969	\$0	\$0	\$12,969	\$0
Construction	\$451,224	\$0	\$0	\$451,224	\$0
Furniture, Fixtures & Equipment	\$1,762	\$0	\$0	\$1,762	\$0
Program & Project Management	\$58,936	\$58,936	\$53,013	\$58,936	\$0
Programming & Design	\$106,051	\$104,551	\$83,799	\$106,051	\$0
Total Budget	\$630,942	\$163,487	\$136,812	\$630,942	\$0

Current Budget By Cost Type



Funding Source(s)



Los Angeles Trade-Tech College

Sub-Project/Building Level Detail

07T-726.01 - Misc Improvements-B1 School of Advanced Trans & Mfg

SUB-PROJECT PROFILE

OVERALL STATUS: In Design

DESCRIPTION: The B1-School of Advanced Transportation and Manufacturing building (formerly known as Oak Hall) was built in 1966. This building has had minor upgrades over the years but has not experienced any major renovations or upgrades since it was originally built. The scope of work for the Miscellaneous Improvements - Oak Hall Renovation includes HVAC & associated electrical upgrades to the existing outdated ventilation system to provide conditioned air for interior classrooms and additional ventilation to the laboratory (shop) spaces for the automotive & diesel mechanics shop, currently housed in the building. Interior improvements to allow the educational spaces to mirror industry standards such as selective demolition & construction of two offices, new paint, flooring & roofing work to repair existing leaks are also included.

DESIGN START

01/24/2022

NTP CONSTRUCTION

01/06/2027

SUBSTANTIAL COMPLETION

11/26/2027

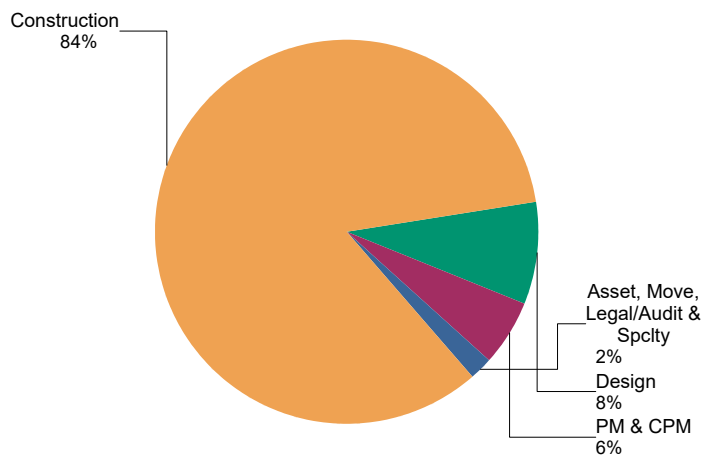
ACADEMIC OCCUPANCY

11/26/2027

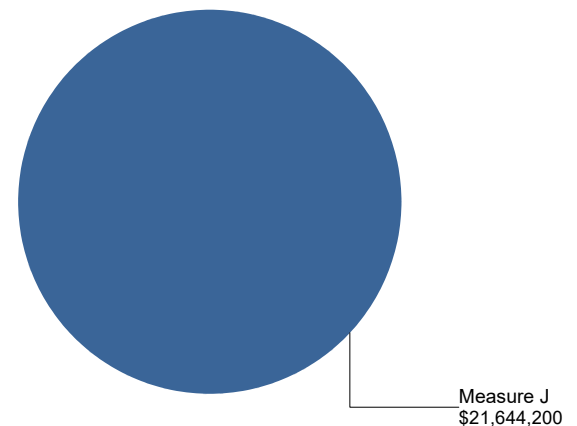
SUB-PROJECT COST BREAKDOWN

Cost Type "Bucket"	[a] Current Budget	[b] Contracted	[c] Expended	[d] Estimate at Completion	[e]=[a]-[d] Budget Variance
Asset, Move, Legal/Audit & Specialty	\$447,388	\$0	\$0	\$447,388	\$0
Construction	\$18,135,989	\$1,772,896	\$1,165,926	\$18,135,989	\$0
Furniture, Fixtures & Equipment	\$0	\$0	\$0	\$0	\$0
Program & Project Management	\$1,230,283	\$1,178,215	\$905,243	\$1,230,283	\$0
Programming & Design	\$1,830,540	\$1,713,387	\$783,587	\$1,830,540	\$0
Total Budget	\$21,644,200	\$4,664,498	\$2,854,756	\$21,644,200	\$0

Current Budget By Cost Type



Funding Source(s)



Los Angeles Trade-Tech College

Sub-Project/Building Level Detail

07T-726.02 - Misc Improvements-C4 School of Applied Sciences

SUB-PROJECT PROFILE

OVERALL STATUS: *In Design*

DESCRIPTION: This project consists of Miscellaneous work that needs to be performed in the C4-School of Applied Sciences Building (formerly known as Cedar Hall). The scope of work includes replace and add new exhaust hoods, upgrade water & gas faucets at science classrooms, Room K-406 to remove raised floor and stairs & replace with flooring over the existing slab, review & verify any additional ADA & Fire Life Safety requirements on Level 4; Review the Basement for any ADA remaining deficiencies & identify scope to achieve DSA certification; Elevator upgrade to make path of travel from 1st to 4th floor for ADA compliant.

DESIGN START

01/24/2022

NTP CONSTRUCTION

03/05/2027

SUBSTANTIAL COMPLETION

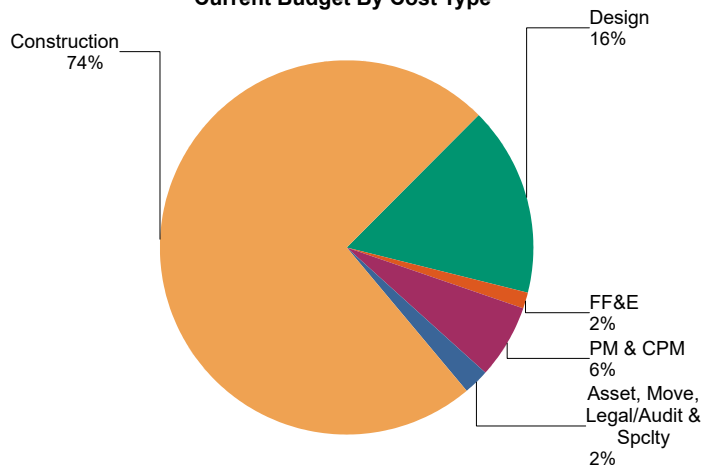
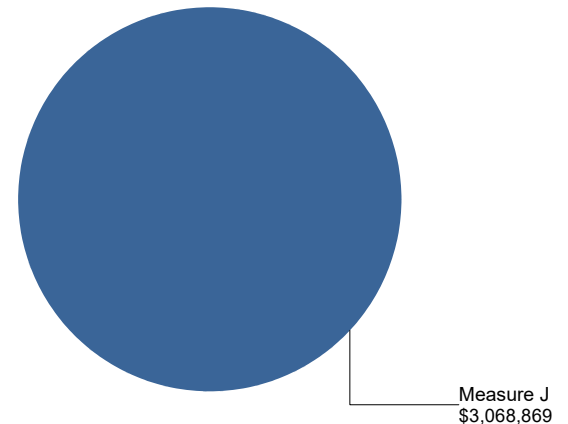
01/23/2028

ACADEMIC OCCUPANCY

06/05/2028

SUB-PROJECT COST BREAKDOWN

Cost Type "Bucket"	[a] Current Budget	[b] Contracted	[c] Expended	[d] Estimate at Completion	[e]=[a]-[d] Budget Variance
Asset, Move, Legal/Audit & Specialty	\$68,009	\$0	\$0	\$68,009	\$0
Construction	\$2,260,020	\$89,428	\$32,784	\$2,260,020	\$0
Furniture, Fixtures & Equipment	\$47,400	\$0	\$0	\$47,400	\$0
Program & Project Management	\$192,400	\$192,400	\$173,796	\$192,400	\$0
Programming & Design	\$501,040	\$499,540	\$176,408	\$501,040	\$0
Total Budget	\$3,068,869	\$781,368	\$382,988	\$3,068,869	\$0

Current Budget By Cost Type

Funding Source(s)


Los Angeles Trade-Tech College

Sub-Project/Building Level Detail

07T-726.03 - Misc Improvements-D4 School of Design & Media Arts

SUB-PROJECT PROFILE

OVERALL STATUS: *In Design*

DESCRIPTION: This project consists of Miscellaneous work that needs to be performed in the D4-School of Design and Media Arts (formerly known as Cypress Hall). The scope of work includes HVAC upgrade work to replace or modify existing HVAC system; Provide survey to identify all ADA and Fire Life Safety scope of work required to satisfy DA requirements for Design and Construction.

DESIGN START

01/24/2022

NTP CONSTRUCTION

01/07/2026

SUBSTANTIAL COMPLETION

11/27/2026

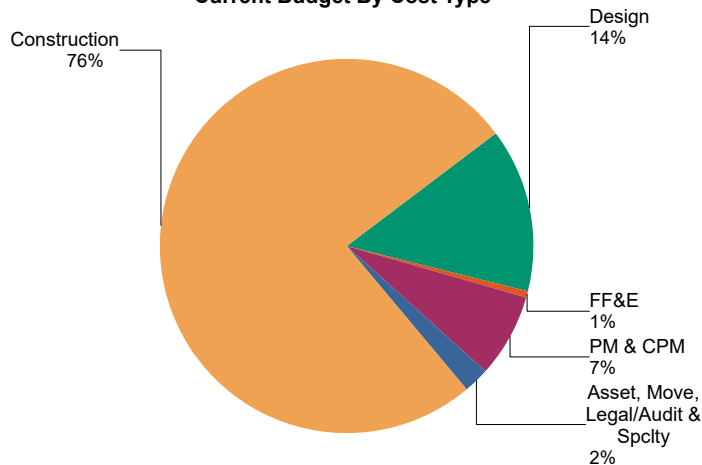
ACADEMIC OCCUPANCY

02/01/2027

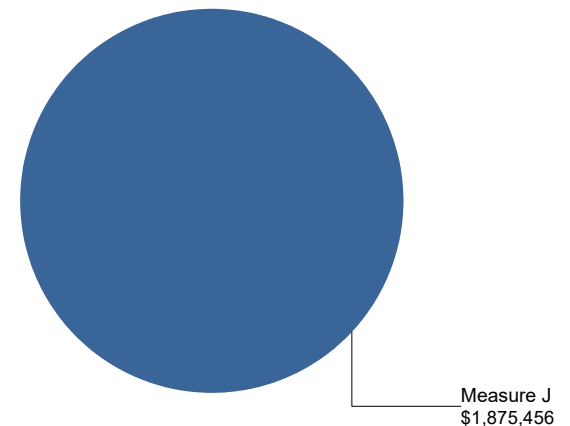
SUB-PROJECT COST BREAKDOWN

Cost Type "Bucket"	[a] Current Budget	[b] Contracted	[c] Expended	[d] Estimate at Completion	[e]=[a]-[d] Budget Variance
Asset, Move, Legal/Audit & Specialty	\$41,807	\$0	\$0	\$41,807	\$0
Construction	\$1,420,450	\$99,259	\$35,053	\$1,420,450	\$0
Furniture, Fixtures & Equipment	\$10,929	\$0	\$0	\$10,929	\$0
Program & Project Management	\$135,686	\$135,686	\$128,339	\$135,686	\$0
Programming & Design	\$266,584	\$266,584	\$230,996	\$266,584	\$0
Total Budget	\$1,875,456	\$501,529	\$394,388	\$1,875,456	\$0

Current Budget By Cost Type



Funding Source(s)



Los Angeles Trade-Tech College

Sub-Project/Building Level Detail

07T-726.04 - Misc Improvements – Elevator Repair - Multiple Buildings

SUB-PROJECT PROFILE

OVERALL STATUS: *In Planning*

DESCRIPTION: Furnish all labor, equipment, tools, parts, incidentals and materials, as necessary to provide elevator repair and bring it back to fully operation. Scope of work includes verification of existing conditions and per repair recommendations in the Lerch report. Work includes but is not limited to: Machine rooms, electrical transformers, electrical panels, motor repairs or replacement, code upgrades, seismic switches, emergency phone systems etc.

DESIGN START

n/a

NTP CONSTRUCTION

07/13/2026

SUBSTANTIAL COMPLETION

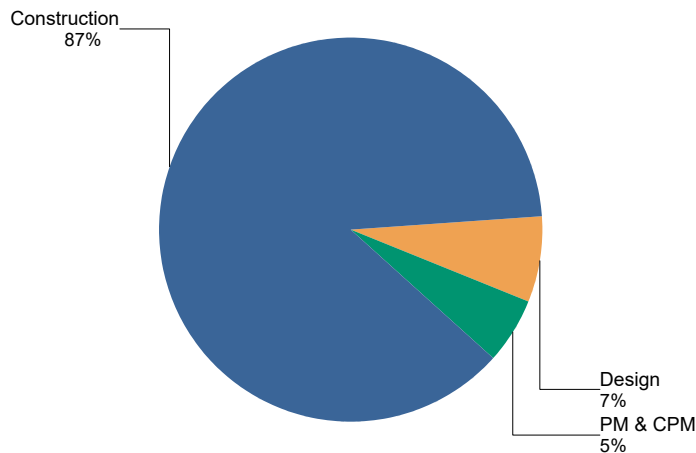
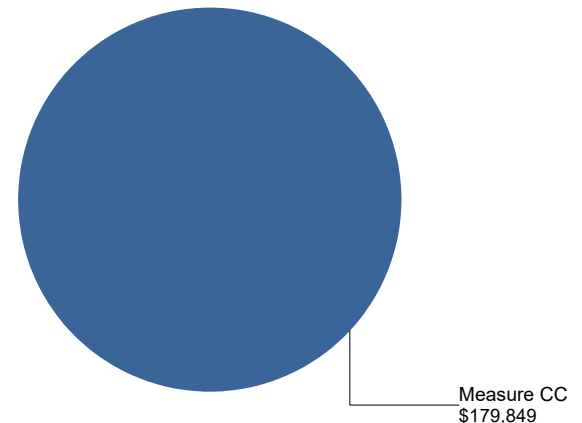
11/09/2026

ACADEMIC OCCUPANCY

11/09/2026

SUB-PROJECT COST BREAKDOWN

Cost Type "Bucket"	[a] Current Budget	[b] Contracted	[c] Expended	[d] Estimate at Completion	[e]=[a]-[d] Budget Variance
Construction	\$156,977	\$0	\$0	\$156,977	\$0
Program & Project Management	\$9,745	\$0	\$0	\$9,745	\$0
Programming & Design	\$13,127	\$0	\$0	\$13,127	\$0
Total Budget	\$179,849	\$0	\$0	\$179,849	\$0

Current Budget By Cost Type

Funding Source(s)


Los Angeles Trade-Tech College

Sub-Project/Building Level Detail

07T-726.05 - Miscellaneous Improvements – D4 Elevator Repair

SUB-PROJECT PROFILE

OVERALL STATUS: *In Planning*

DESCRIPTION: General scope " Selective hydraulic elevator modernization of essential cab doors and components for safety and operation." We are also upgrading any hydraulic machinery, interior cab finishes, signage, elevator controls, or other safety components like smoke detectors or heat sensors.

DESIGN START

05/01/2025

NTP CONSTRUCTION

05/14/2026

SUBSTANTIAL COMPLETION

06/27/2026

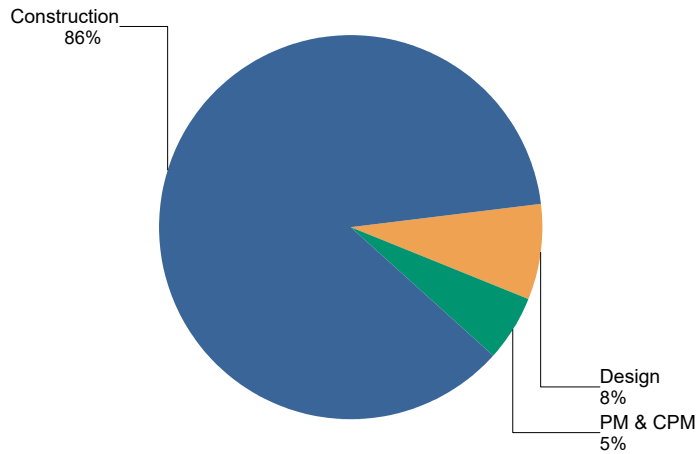
ACADEMIC OCCUPANCY

06/27/2026

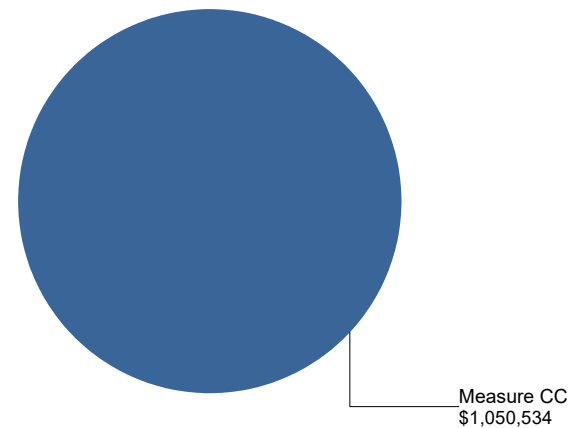
SUB-PROJECT COST BREAKDOWN

Cost Type "Bucket"	[a] Current Budget	[b] Contracted	[c] Expended	[d] Estimate at Completion	[e]=[a]-[d] Budget Variance
Construction	\$906,530	\$0	\$0	\$906,530	\$0
Program & Project Management	\$56,935	\$0	\$0	\$56,935	\$0
Programming & Design	\$87,069	\$0	\$0	\$87,069	\$0
Total Budget	\$1,050,534	\$0	\$0	\$1,050,534	\$0

Current Budget By Cost Type



Funding Source(s)



Los Angeles Trade-Tech College

Sub-Project/Building Level Detail

07T-726.06 - Miscellaneous Improvements - C6 Elevator Repair

SUB-PROJECT PROFILE

OVERALL STATUS: *In Planning*

DESCRIPTION: Furnish all labor, equipment, tools, parts, incidentals and materials, as necessary to provide elevator repair and bring it back to fully operation. Scope of work includes verification of existing conditions and per repair recommendations in the Lerch report. Work includes but is not limited to: Machine rooms, electrical transformers, electrical panels, motor repairs or replacement, code upgrades, seismic switches, emergency phone systems etc.

DESIGN START
NTP CONSTRUCTION
SUBSTANTIAL COMPLETION
ACADEMIC OCCUPANCY

05/01/2025

05/14/2026

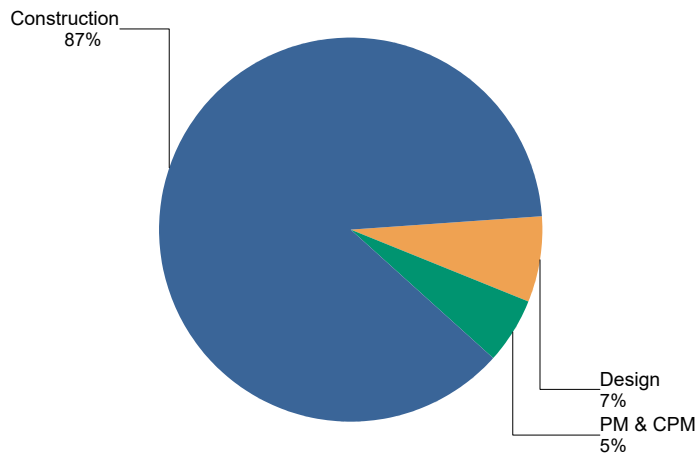
06/27/2026

06/27/2026

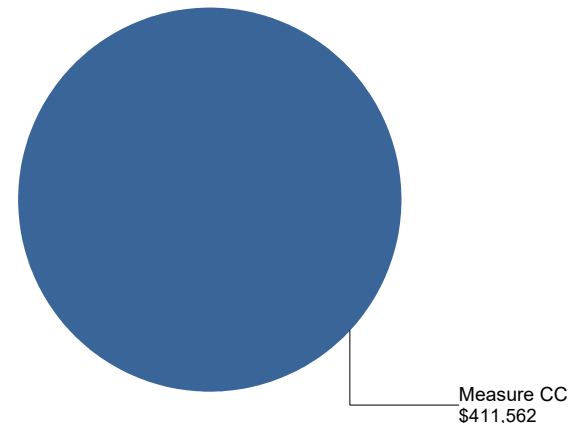
SUB-PROJECT COST BREAKDOWN

Cost Type "Bucket"	[a] Current Budget	[b] Contracted	[c] Expended	[d] Estimate at Completion	[e]=[a]-[d] Budget Variance
Construction	\$358,521	\$0	\$0	\$358,521	\$0
Program & Project Management	\$22,305	\$0	\$0	\$22,305	\$0
Programming & Design	\$30,736	\$0	\$0	\$30,736	\$0
Total Budget	\$411,562	\$0	\$0	\$411,562	\$0

Current Budget By Cost Type



Funding Source(s)



Los Angeles Trade-Tech College

Sub-Project/Building Level Detail

07T-726.07 - Miscellaneous Improvements - C4 Elevator Repair

SUB-PROJECT PROFILE

OVERALL STATUS: *In Planning*

DESCRIPTION: Furnish all labor, equipment, tools, parts, incidentals and materials, as necessary to provide elevator repair and bring it back to fully operation. Scope of work includes verification of existing conditions and per repair recommendations in the Lerch report. Work includes but is not limited to: Machine rooms, electrical transformers, electrical panels, motor repairs or replacement, code upgrades, seismic switches, emergency phone systems etc.

DESIGN START

05/01/2025

NTP CONSTRUCTION

05/14/2026

SUBSTANTIAL COMPLETION

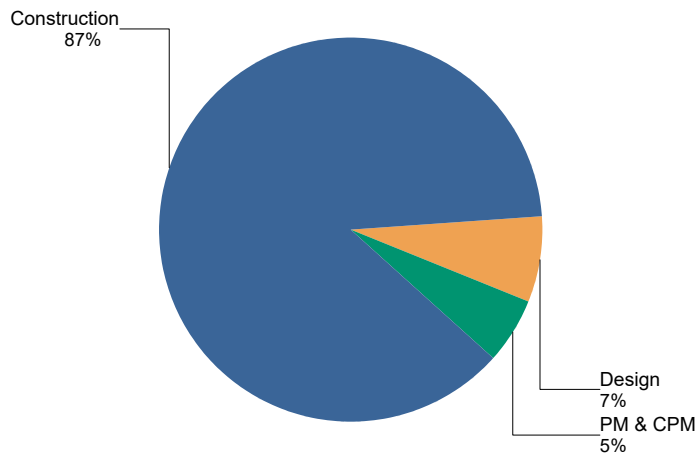
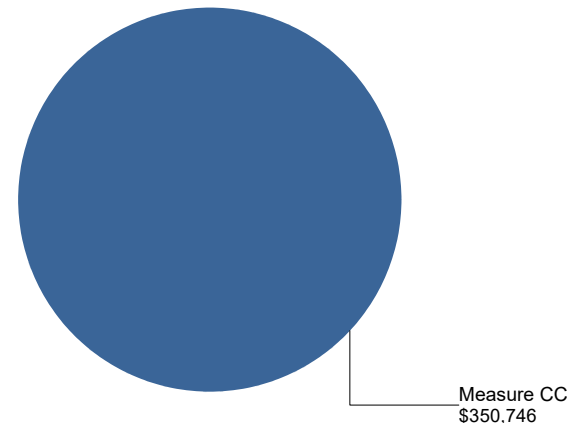
06/27/2026

ACADEMIC OCCUPANCY

06/27/2026

SUB-PROJECT COST BREAKDOWN

Cost Type "Bucket"	[a] Current Budget	[b] Contracted	[c] Expended	[d] Estimate at Completion	[e]=[a]-[d] Budget Variance
Construction	\$305,537	\$0	\$0	\$305,537	\$0
Program & Project Management	\$19,009	\$0	\$0	\$19,009	\$0
Programming & Design	\$26,200	\$0	\$0	\$26,200	\$0
Total Budget	\$350,746	\$0	\$0	\$350,746	\$0

Current Budget By Cost Type

Funding Source(s)


Los Angeles Trade-Tech College

Sub-Project/Building Level Detail

07T-726.08 - Miscellaneous Improvements - E3 Elevator Repair

SUB-PROJECT PROFILE

OVERALL STATUS: *In Planning*

DESCRIPTION: Furnish all labor, equipment, tools, parts, incidentals and materials, as necessary to provide elevator repair and bring it back to fully operation. Scope of work includes verification of existing conditions and per repair recommendations in the Lerch report. Work includes but is not limited to: Machine rooms, electrical transformers, electrical panels, motor repairs or replacement, code upgrades, seismic switches, emergency phone systems etc.

DESIGN START

05/01/2025

NTP CONSTRUCTION

05/14/2026

SUBSTANTIAL COMPLETION

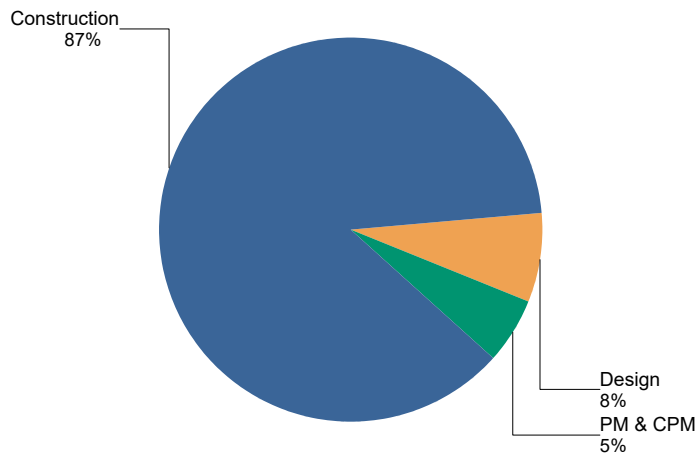
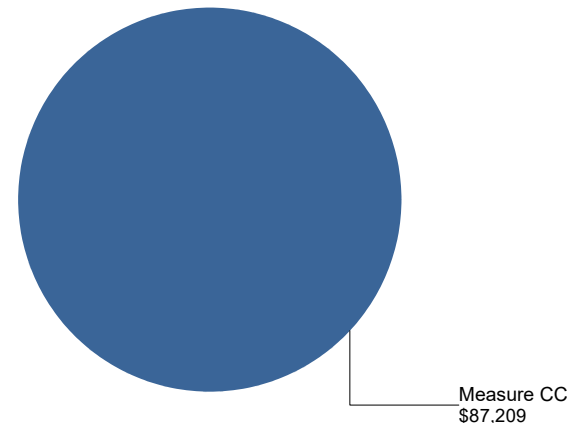
06/27/2026

ACADEMIC OCCUPANCY

06/27/2026

SUB-PROJECT COST BREAKDOWN

Cost Type "Bucket"	[a] Current Budget	[b] Contracted	[c] Expended	[d] Estimate at Completion	[e]=[a]-[d] Budget Variance
Construction	\$75,937	\$0	\$0	\$75,937	\$0
Program & Project Management	\$4,725	\$0	\$0	\$4,725	\$0
Programming & Design	\$6,547	\$0	\$0	\$6,547	\$0
Total Budget	\$87,209	\$0	\$0	\$87,209	\$0

Current Budget By Cost Type

Funding Source(s)


Los Angeles Trade-Tech College

Sub-Project/Building Level Detail

07T-726.09 - Miscellaneous Improvements - F5 Elevator Repair

SUB-PROJECT PROFILE

OVERALL STATUS: In Planning

DESCRIPTION: Furnish all labor, equipment, tools, parts, incidentals and materials, as necessary to provide elevator repair and bring it back to fully operation.
Scope of work includes verification of existing conditions and per repair recommendations in the Lerch report. Work includes but is not limited to:
Machine rooms, electrical transformers, electrical panels, motor repairs or replacement, code upgrades, seismic switches, emergency phone systems etc.

DESIGN START

05/01/2025

NTP CONSTRUCTION

05/14/2026

SUBSTANTIAL COMPLETION

06/27/2026

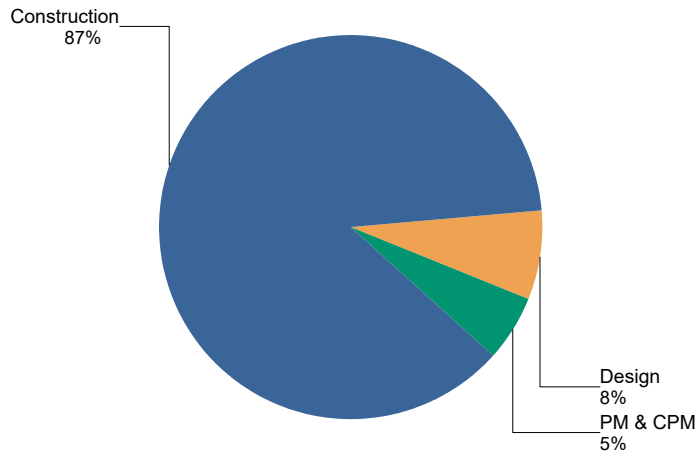
ACADEMIC OCCUPANCY

06/27/2026

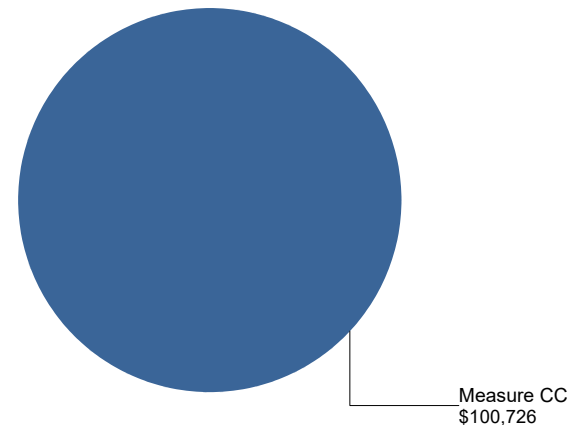
SUB-PROJECT COST BREAKDOWN

Cost Type "Bucket"	[a] Current Budget	[b] Contracted	[c] Expended	[d] Estimate at Completion	[e]=[a]-[d] Budget Variance
Construction	\$87,713	\$0	\$0	\$87,713	\$0
Program & Project Management	\$5,458	\$0	\$0	\$5,458	\$0
Programming & Design	\$7,555	\$0	\$0	\$7,555	\$0
Total Budget	\$100,726	\$0	\$0	\$100,726	\$0

Current Budget By Cost Type



Funding Source(s)



Los Angeles Trade-Tech College

Sub-Project/Building Level Detail

07T-731.01 - Design and Media Arts

SUB-PROJECT PROFILE

OVERALL STATUS: In Construction

DESCRIPTION: The proposed project would construct a Design and Media Arts building of 58,789 ASF (87,300 GSF) on the northern corner of campus in the footprint of the current Sage Hall (H) would be demolished to provide a new building site and the existing Toyon and Cypress Hall (D) would also be demolished following occupancy of the new replacement building.

DESIGN START

08/24/2020

NTP CONSTRUCTION

08/05/2024

SUBSTANTIAL COMPLETION

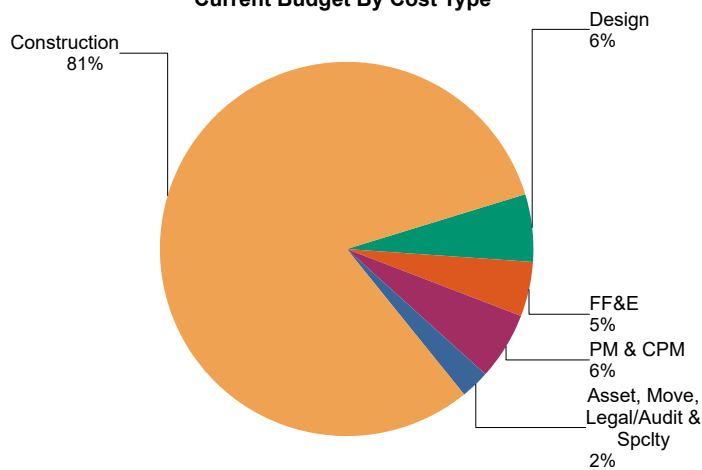
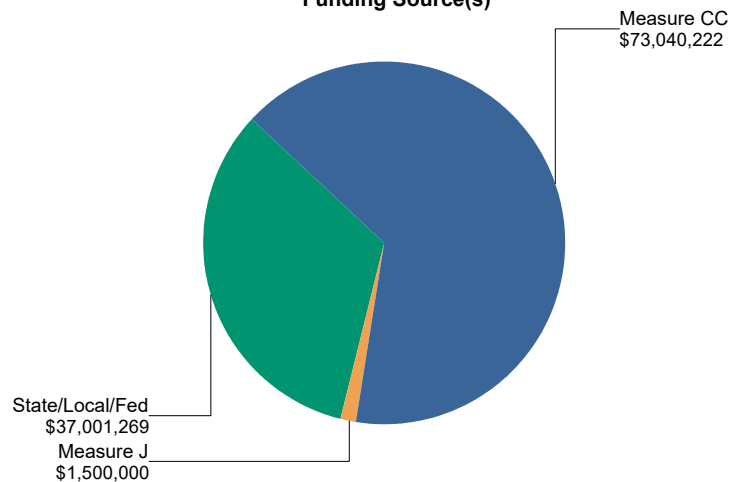
01/21/2027

ACADEMIC OCCUPANCY

06/07/2027

SUB-PROJECT COST BREAKDOWN

Cost Type "Bucket"	[a] Current Budget	[b] Contracted	[c] Expended	[d] Estimate at Completion	[e]=[a]-[d] Budget Variance
Asset, Move, Legal/Audit & Specialty	\$2,648,918	\$47,600	\$26,600	\$2,648,918	\$0
Construction	\$90,503,104	\$83,731,115	\$115,621	\$90,503,104	\$0
Furniture, Fixtures & Equipment	\$5,173,038	\$25,343	\$25,343	\$5,173,038	\$0
Program & Project Management	\$6,547,325	\$2,862,269	\$1,938,345	\$6,547,325	\$0
Programming & Design	\$6,669,107	\$6,484,172	\$5,469,783	\$6,669,107	\$0
Total Budget	\$111,541,491	\$93,150,498	\$7,575,691	\$111,541,491	\$0

Current Budget By Cost Type

Funding Source(s)


Los Angeles Trade-Tech College

Sub-Project/Building Level Detail

07T-771.01 - Campus-Wide Improvements - Permanent Fire Lane Access

SUB-PROJECT PROFILE

OVERALL STATUS: *In Design*

DESCRIPTION: The construction of a new fire lane was required by the City of Los Angeles Fire Department as part of the Permanent Fire Department Access Site Plan Building "A" Modernization Project - DSA App# 03-111298 (drawing attached). This is to replace existing flatwork to the south of Building A (B2/B3 Building, formerly Magnolia Hall) to create a fire lane from Grand Avenue into the campus.

DESIGN START

09/16/2021

NTP CONSTRUCTION

12/11/2025

SUBSTANTIAL COMPLETION

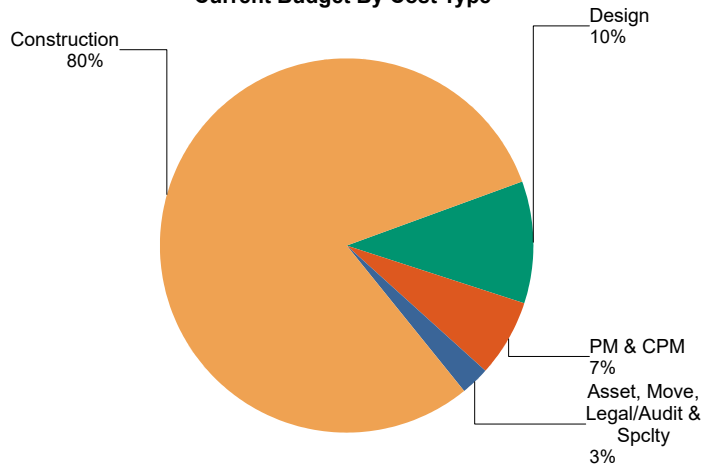
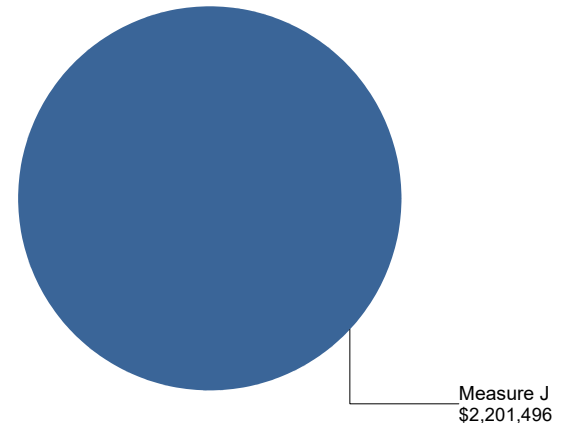
05/09/2026

ACADEMIC OCCUPANCY

05/09/2026

SUB-PROJECT COST BREAKDOWN

Cost Type "Bucket"	[a] Current Budget	[b] Contracted	[c] Expended	[d] Estimate at Completion	[e]=[a]-[d] Budget Variance
Asset, Move, Legal/Audit & Specialty	\$57,626	\$0	\$0	\$57,626	\$0
Construction	\$1,765,996	\$0	\$0	\$1,765,996	\$0
Program & Project Management	\$147,919	\$113,096	\$53,099	\$147,919	\$0
Programming & Design	\$229,954	\$175,581	\$120,337	\$229,954	\$0
Total Budget	\$2,201,496	\$288,676	\$173,436	\$2,201,496	\$0

Current Budget By Cost Type

Funding Source(s)


Los Angeles Trade-Tech College

Sub-Project/Building Level Detail

07T-772.05 - Upgrade Campus Main Electrical Distribution System

SUB-PROJECT PROFILE

OVERALL STATUS: In Design

DESCRIPTION: Upgrade the existing Campus main electrical distribution system to accommodate the current and anticipated power demand. This scope excludes the similar work at the East Campus.

DESIGN START
NTP CONSTRUCTION
SUBSTANTIAL COMPLETION
ACADEMIC OCCUPANCY

11/29/2017

08/14/2025

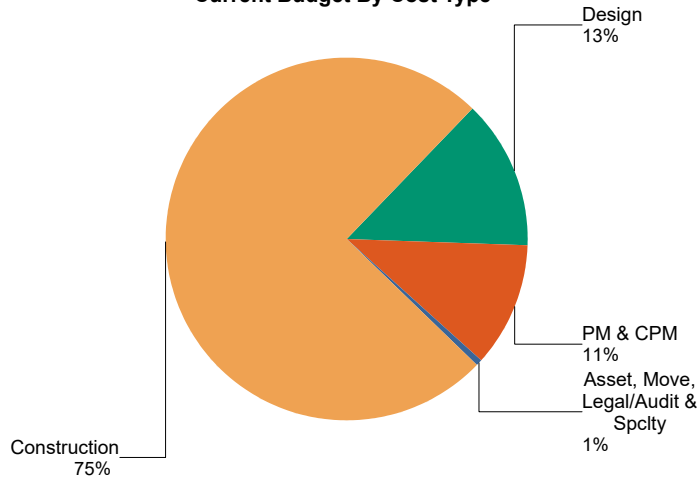
08/31/2026

08/31/2026

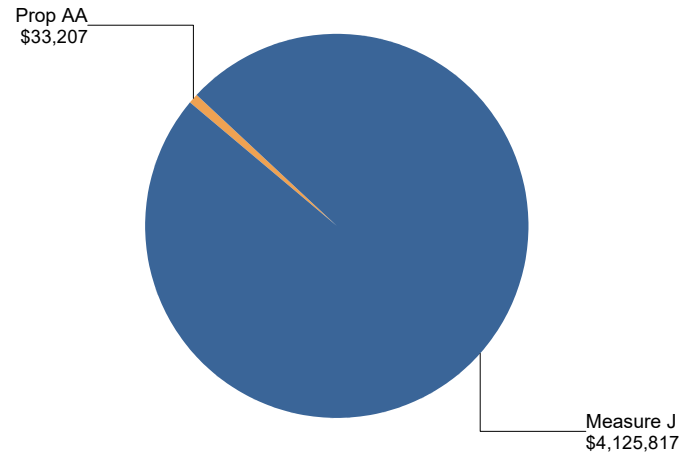
SUB-PROJECT COST BREAKDOWN

Cost Type "Bucket"	[a] Current Budget	[b] Contracted	[c] Expended	[d] Estimate at Completion	[e]=[a]-[d] Budget Variance
Asset, Move, Legal/Audit & Specialty	\$24,758	\$0	\$0	\$24,758	\$0
Construction	\$3,117,577	\$538,218	\$538,218	\$3,117,577	\$0
Program & Project Management	\$464,802	\$464,775	\$461,492	\$464,802	\$0
Programming & Design	\$551,887	\$551,887	\$458,363	\$551,887	\$0
Total Budget	\$4,159,024	\$1,554,880	\$1,458,073	\$4,159,024	\$0

Current Budget By Cost Type



Funding Source(s)



Los Angeles Trade-Tech College

Sub-Project/Building Level Detail

07T-772.07 - Olive St. Parking & CDC - Duct Bank/Transformer

SUB-PROJECT PROFILE

OVERALL STATUS: In Design

DESCRIPTION: The scope of work for this Duct Bank project is to disconnect the power coming from DWP feed in the street and make a direct connection to the new DWP Substation on the site of CTB. This will require two new transformers and re-wiring to draw power from the sub-station through new duct banks, hence the project name. Remove and replace existing transformers at CDC and OSPS with new. Disconnect direct feed from DWP and connect to LATTC Sub Station at Olive St & 23rd St.

DESIGN START

05/09/2023

NTP CONSTRUCTION

06/23/2026

SUBSTANTIAL COMPLETION

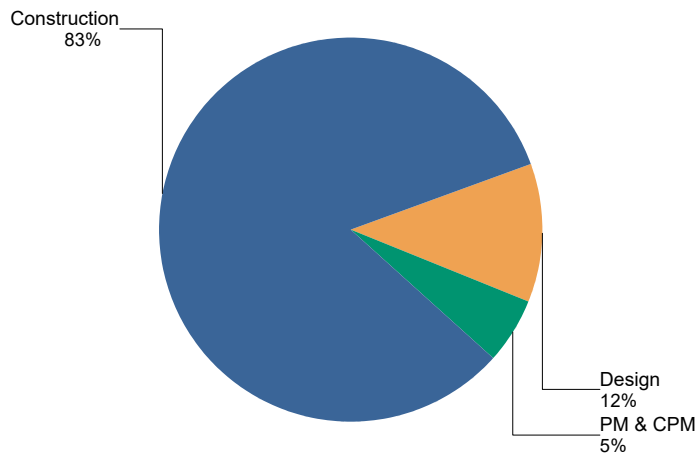
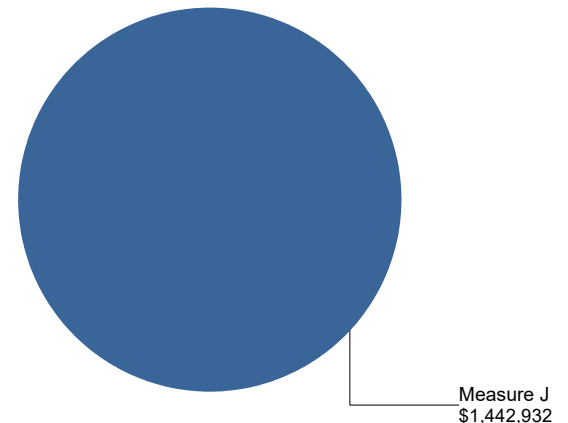
10/20/2026

ACADEMIC OCCUPANCY

10/20/2026

SUB-PROJECT COST BREAKDOWN

Cost Type "Bucket"	[a] Current Budget	[b] Contracted	[c] Expended	[d] Estimate at Completion	[e]=[a]-[d] Budget Variance
Construction	\$1,193,216	\$0	\$0	\$1,193,216	\$0
Program & Project Management	\$78,271	\$35,976	\$5,507	\$78,271	\$0
Programming & Design	\$171,445	\$67,000	\$0	\$171,445	\$0
Total Budget	\$1,442,932	\$102,976	\$5,507	\$1,442,932	\$0

Current Budget By Cost Type

Funding Source(s)


Los Angeles Trade-Tech College Exhibit A

Exhibit A Los Angeles Trade-Tech College Budget Transfer Log

Los Angeles Trade-Tech College

Sub-Project/Building Level Budget Transfer Log

Proj Ref	Project/Building Name	Established Budget	Current Budget	Variance	Approved Date
07T-709.03	Sage Hall Demolition	\$6,342,462	\$6,342,462		07/24/2019
			\$4,991,603	\$(1,350,858)	08/04/2021
			\$6,084,674	\$1,093,071	05/17/2024
			\$3,532,067	\$(2,552,607)	05/20/2024
			\$3,532,068	\$1	06/18/2024
07T-709.04	Renovate Sage Hall	\$18,660	\$18,660		04/17/2017
07T-710.11	Performing Arts & Entertainment Center - Modernization	\$2,855,208	\$2,855,208		04/17/2017
07T-710.12	Theater Demolition	\$7,186,513	\$7,186,513		04/17/2017
			\$9,476,288	\$2,289,775	04/10/2018
			\$6,875,726	\$(2,600,561)	06/08/2023
			\$3,758,786	\$(3,116,940)	06/13/2024
07T-710.14	New Exterior North Wall - Magnolia Hall	\$3,207,310	\$3,207,310		06/12/2023
			\$3,756,393	\$549,082	06/13/2024
07T-710.15	Hardscape/Landscape - North side of Magnolia Hall	\$2,313,427	\$2,313,427		06/12/2023
			\$2,637,879	\$324,452	06/13/2024
07T-711.08	Renovate Sequoia Hall	\$33,113	\$33,113		04/17/2017
07T-713.08	Math & Science Building "K" Fourth Floor Renovation	\$1,047	\$1,047		04/17/2017
07T-714.02	Construction Technology Building	\$18,436,351	\$18,436,351		04/17/2017
			\$20,017,959	\$1,581,608	05/12/2017
			\$21,472,151	\$1,454,192	07/10/2017
			\$22,330,701	\$858,550	12/12/2017
			\$22,954,851	\$624,150	05/08/2018
			\$184,204,891	\$161,250,040	05/31/2018
			\$163,192,325	\$(21,012,566)	09/11/2020
			\$276,751,025	\$113,558,699	06/07/2024
07T-714.04	Construction Technology Utility Building	\$15,287	\$15,287		11/06/2015
07T-714.05	Demolition of Construction Technology Building "B"	\$4,733,251	\$4,733,251		06/20/2018

Budget transfers performed to reflect campus project re-prioritization of the strategic execution plan.

Los Angeles Trade-Tech College

Sub-Project/Building Level Budget Transfer Log

Proj Ref	Project/Building Name	Established Budget	Current Budget	Variance	Approved Date
07T-715.04	Fashion and Fine Arts Center - Modernization	\$213,845	\$213,845		04/17/2017
07T-715.06	Demo of Toyon Hall	\$60,887	\$60,887		04/17/2017
			\$659,007	\$598,120	11/26/2019
			\$60,887	\$(598,120)	08/04/2021
07T-715.07	Cypress Hall Demolition	\$6,378,354	\$6,378,354		07/24/2019
			\$0	\$(6,378,354)	08/04/2021
07T-722.00	Facilities M&O Headquarters	\$12,621,137	\$12,621,137		04/17/2017
			\$10,870,977	\$(1,750,160)	07/10/2017
			\$117,080	\$(10,753,897)	04/10/2018
07T-726.00	Misc Improvements-D3 Student Support Center	\$630,942	\$630,942		04/17/2017
07T-726.01	Misc Improvements-B1 School of Advanced Trans & Mfg	\$204,957	\$204,957		04/17/2017
			\$21,644,200	\$21,439,243	04/10/2018
07T-726.02	Misc Improvements-C4 School of Applied Sciences	\$3,068,869	\$3,068,869		04/17/2017
07T-726.03	Misc Improvements-D4 School of Design & Media Arts	\$1,875,456	\$1,875,456		04/17/2017
07T-726.04	Misc Improvements – Elevator Repair - Multiple Buildings	\$179,849	\$179,849		10/01/2024
07T-726.05	Miscellaneous Improvements – D4 Elevator Repair	\$1,050,534	\$1,050,534		10/01/2024
07T-726.06	Miscellaneous Improvements - C6 Elevator Repair	\$411,562	\$411,562		10/01/2024
07T-726.07	Miscellaneous Improvements - C4 Elevator Repair	\$350,746	\$350,746		10/01/2024
07T-726.08	Miscellaneous Improvements - E3 Elevator Repair	\$87,209	\$87,209		10/01/2024
07T-726.09	Miscellaneous Improvements - F5 Elevator Repair	\$100,726	\$100,726		10/01/2024

Budget transfers performed to reflect campus project re-prioritization of the strategic execution plan.

Los Angeles Trade-Tech College

Sub-Project/Building Level Budget Transfer Log

Proj Ref	Project/Building Name	Established Budget	Current Budget	Variance	Approved Date
07T-727.01	Wellness Sports and Preventive Health Center	\$114,754	\$114,754		04/17/2017
07T-731.01	Design and Media Arts	\$97,755,189	\$97,755,189		07/24/2019
			\$107,582,522	\$9,827,332	09/01/2021
			\$108,445,230	\$862,708	09/03/2021
			\$143,134,159	\$34,688,929	05/17/2024
			\$111,541,492	\$(31,592,666)	05/20/2024
			\$111,541,491	\$(1)	06/18/2024
07T-771.01	Campus-Wide Improvements - Permanent Fire Lane Acce	\$2,201,496	\$2,201,496		10/26/2021
07T-772.05	Upgrade Campus Main Electrical Distribution System	\$4,159,024	\$4,159,024		04/17/2017
07T-772.07	Olive St. Parking & CDC - Duct Bank/Transformer	\$1,442,932	\$1,442,932		06/18/2024
07T-779.14	North Quad Site Development	\$430,452	\$430,452		04/17/2017

Budget transfers performed to reflect campus project re-prioritization of the strategic execution plan.



Los Angeles Trade-Tech College Exhibit B

Exhibit B Los Angeles Trade-Tech College Non-Active and Non-Pending Subprojects

Los Angeles Trade-Tech College

Non Active and Non-Pending Sub-Projects

Cancelled		Current Budget	EAC	Funding Variance
07T-708.09	Transportation Technology-Renovation	\$34,567	\$34,567	\$0
07T-711.02	Construction Technology Building - Upgrade Toilet Facilities	\$219,966	\$219,966	\$0
07T-713.02	Math and Science Building - Renovation	\$64	\$64	\$0
07T-713.07	Math and Science Building - Install Additional Economizer	\$54,627	\$54,627	\$0
07T-773.07	Grand Avenue Enhancement Phase 2	\$0	\$0	\$0
07T-775.00	Campus-Wide Improvements - Restrooms - Modernize, Constr	\$0	\$0	\$0
		\$309,223	\$309,223	\$0

Completed		Current Budget	EAC	Funding Variance
07T-701.05	South Campus	\$99,498,016	\$99,498,016	\$0
07T-701.06	South Campus - Undergrounding of Overhead Utilities	\$552,445	\$552,445	\$0
07T-701.07	South Campus - Upgrade Security Doors	\$233,355	\$233,355	\$0
07T-702.01	Learning Assistance Center/Library Renovation	\$40,806,399	\$40,806,399	\$0
07T-702.03	Remove Swing Space Trailers	\$310,386	\$310,386	\$0
07T-706.00	Child Development Center	\$10,871,009	\$10,871,009	\$0
07T-706.03	Upgrade Child Development Center Weatherproofing	\$927,508	\$927,508	\$0
07T-708.01	Auto, Metal Building - Reroofing	\$237,422	\$237,422	\$0
07T-708.02	Auto, Metal Building - Solar Photovoltaic System Study	\$11,439	\$11,439	\$0
07T-708.03	Auto, Metal Building - HVAC Upgrade and Hazardous Substanc	\$6,000,568	\$6,000,568	\$0
07T-708.05	Auto, Metal Building - Structural Upgrade	\$133,491	\$133,491	\$0
07T-708.06	Auto, Metal Building - Structural Repairs Phase 2	\$448,270	\$448,270	\$0
07T-709.01	Art and Culinary Arts Building - Phase 1	\$216,679	\$216,679	\$0
07T-709.02	Art and Culinary Arts Building - Phase 2	\$67,105,444	\$67,105,444	\$0
07T-709.05	Temporary Restrooms	\$79,172	\$79,172	\$0
07T-709.06	Restroom Building	\$355,500	\$355,500	\$0
07T-710.01	Liberal Arts Building - Utility Tunnel Repair	\$637,850	\$637,850	\$0
07T-710.02	Liberal Arts Building - Electrical Upgrade and Miscellaneous Wo	\$15,182	\$15,182	\$0
07T-710.03	Liberal Arts Building - Ceiling Mitigation Phase 2	\$7,000	\$7,000	\$0
07T-710.04	Liberal Arts Building - Grand Theater Roof	\$10,032	\$10,032	\$0
07T-710.05	Liberal Arts - Renovation of Cosmetology Studios	\$16,282	\$16,282	\$0
07T-710.06	Liberal Arts - Replace Mechanic Pneumatic Controls	\$186,110	\$186,110	\$0
07T-710.07	A-Building West Wing Restoration and Modernization	\$66,992,216	\$66,992,216	\$0
07T-710.08	Liberal Arts Building - Utility Tunnel Repair Phase 2	\$189,977	\$189,977	\$0
07T-710.09	Liberal Arts Building - Refurbish Theater	\$85,857	\$85,857	\$0
07T-711.01	Construction Technology Building - General	\$82,593	\$82,593	\$0
07T-711.03	Construction Technology Building - Miscellaneous Finish Upgrad	\$672,943	\$672,943	\$0
07T-711.04	Construction Technology Building - ADA Fire Life Safety Improve	\$11,045	\$11,045	\$0
07T-711.05	Construction Technology Building - Boiler Retrofit/Replacement	\$224,654	\$224,654	\$0
07T-711.06	UPGR. EXIST. CHALKBOARDS	\$6,525	\$6,525	\$0
07T-711.07	Duct Cleaning	\$249,166	\$249,166	\$0
07T-712.01	Gymnasium - General	\$1,227,792	\$1,227,792	\$0
07T-712.02	Gymnasium - Replace Boiler - Swimming Pool	\$278,412	\$278,412	\$0
07T-712.03	Gymnasium - Replace Domestic Hot Water Boiler and Tank	\$66,611	\$66,611	\$0
07T-713.01	Math and Science Building - Pumps and Others	\$94,208	\$94,208	\$0

Los Angeles Trade-Tech College

Non Active and Non-Pending Sub-Projects

Completed		Current Budget	EAC	Funding Variance
07T-713.03	Math and Science Building - ADA / Fire Life Safety Improvement	\$14,639	\$14,639	\$0
07T-713.04	Math and Science Building - Repair HVAC Controls	\$1,525,109	\$1,525,109	\$0
07T-713.06	Math and Science Building - Space Heating System	\$200,040	\$200,040	\$0
07T-713.09	Relocate Electronics Department in Building "K"	\$257,396	\$257,396	\$0
07T-714.01	Construction Technology Yard - Toilet modular Facilities	\$478,698	\$478,698	\$0
07T-714.03	Construction Technology Yard and Storage Building	\$1,459,915	\$1,459,915	\$0
07T-714.06	Construction Technology Yard and Storage Building - Phase II	\$1,985,989	\$1,985,989	\$0
07T-715.01	Fashion and Fine Arts Building - HVAC Upgrade	\$3,566,641	\$3,566,641	\$0
07T-715.02	Fashion and Fine Arts Building - Miscellaneous Finish Upgrade	\$1,314,853	\$1,314,853	\$0
07T-715.03	Fashion and Fine Arts Building - ADA/Fire Life Safety Improvem	\$13,019	\$13,019	\$0
07T-715.05	UPGRADE EXIST. CHALKBOARD	\$8,337	\$8,337	\$0
07T-717.01	Building C - Space Heating System	\$54,858	\$54,858	\$0
07T-718.01	Building E - Space Heating System	\$441,089	\$441,089	\$0
07T-718.02	Building E - Relocate Telephone System	\$8,920	\$8,920	\$0
07T-719.00	Olive Street Parking	\$13,403,996	\$13,403,996	\$0
07T-720.01	East Parking Structure - Increment 1 and B Permit	\$39,648,643	\$39,648,643	\$0
07T-720.03	East Campus Grounds Improvements	\$1,873,023	\$1,873,023	\$0
07T-721.01	South Campus Athletic Field	\$2,121,572	\$2,121,572	\$0
07T-723.01	Demolition of Facilities/Temporary Parking along Grand Avenue	\$183,401	\$183,401	\$0
07T-772.01	Emergency Lighting, Fire Alarm and Security Systems - General	\$643,240	\$643,240	\$0
07T-772.02	Emergency Lighting, Fire Alarm and Security Systems - Informa	\$226,632	\$226,632	\$0
07T-772.03	Emergency Lighting, Fire Alarm and Security Systems - Electric	\$393,274	\$393,274	\$0
07T-772.04	Emergency Lighting, Fire Alarm and Security Systems - Campus	\$443,546	\$443,546	\$0
07T-772.06	East Campus Substation and Electrical Distribution System	\$5,299,261	\$5,299,261	\$0
07T-773.01	RWGPL - F Ramp	\$4,548,605	\$4,548,605	\$0
07T-773.05	Grand Avenue Enhancement Phase 1	\$3,025,869	\$3,025,869	\$0
07T-773.06	Blue Line Station Extension	\$4,051,582	\$4,051,582	\$0
07T-774.01	Signage for Public Information	\$203,771	\$203,771	\$0
07T-779.01	Campus-Wide Improvements - New Fuel Tanks	\$159,389	\$159,389	\$0
07T-779.02	Campus-Wide Improvements - Removal of Existing Fuel Tanks	\$127,232	\$127,232	\$0
07T-779.08	Campus Improvements - Onsite Telecommunication Services	\$11,985	\$11,985	\$0
07T-779.09	Trade-Technical-Campus Improvements Underground Fuel Tank	\$199,992	\$199,992	\$0
07T-779.10	Campus-Wide Information Technology Upgrade	\$18,505,501	\$18,505,501	\$0
07T-779.11	Campus-Wide Improvements - General	\$2,431,284	\$2,431,284	\$0
07T-779.12	Campus-Wide Improvements General - Phase 2	\$5,342,546	\$5,342,546	\$0
07T-779.13	Campus-Wide Improvements General - Phase III	\$9,179,463	\$9,179,463	\$0
07T-779.15	Demo of Elm & Aloe Hall	\$3,476,285	\$3,476,285	\$0
07T-779.17	Demo Temporary South Tent	\$87,760	\$87,760	\$0
07T-779.18	Demolish Temporary North Tent	\$90,265	\$90,265	\$0
07T-786.01	Demand Side Energy Optimization	\$57,212	\$57,212	\$0
07T-788.01	Transportation and Accessibility Improvements - Onsite	\$41,806	\$41,806	\$0
07T-788.03	Transportation and Accessibility Improvements - ADA Transition	\$125,938	\$125,938	\$0
		\$426,074,132	\$426,074,132	\$0

Los Angeles Trade-Tech College

Non Active and Non-Pending Sub-Projects

Support Services		Current Budget	EAC	Funding Variance
07T-756.01	DW-SCANNING & CODING	\$463	\$463	\$0
07T-789.00	Campus Program Management - Asset Assessment and Move I	\$1,060,745	\$1,060,745	\$0
07T-790.00	Campus Program Management - Program Management Service	\$12,159,672	\$12,159,672	\$0
07T-790.OCIP	Trade - OCIP	\$2,048,489	\$2,048,489	\$0
07T-791.00	Campus Program Management - Project Management Services	\$18,502,908	\$18,502,908	\$0
07T-792.00	Campus Program Management - Reimbursables	\$162,671	\$162,671	\$0
07T-793.00	Campus Program Management - Legal Services	\$963,057	\$963,057	\$0
07T-794.00	Campus Program Management - Performance/Financial Auditin	\$349,088	\$349,088	\$0
07T-795.00	Campus Program Management - Other Consulting Services	\$3,880,154	\$3,880,154	\$0
07T-797.00	Campus Program Management - Election Costs - Prop A	\$58,053	\$58,053	\$0
07T-799.00	Campus Program Management - Owner's Reserve	\$516,325	\$516,325	\$0
07T-7PR.00	Program Reserve 2017 Release - Trade	\$1,585,039	\$1,585,039	\$0
		\$41,286,664	\$41,286,664	\$0
Land Aquisition		Current Budget	EAC	Funding Variance
07T-701.01	South Campus - Demolition	\$901,378	\$901,378	\$0
07T-778.00	Land Acquisition - South Campus	\$18,858,105	\$18,858,105	\$0
07T-778.01	Land Acquisition - East Campus	\$33,501,206	\$33,501,206	\$0
		\$53,260,689	\$53,260,689	\$0
Master Plan		Current Budget	EAC	Funding Variance
07T-760.01	Master Planning Phase II	\$0	\$0	\$0
07T-760.02	EIR Phase II	\$0	\$0	\$0
07T-760.03	Survey Phase II	\$0	\$0	\$0
07T-770.00	Master Planning	\$963,725	\$963,725	\$0
07T-780.00	Master Planning - Site Survey and Infrastructure Studies	\$257,683	\$257,683	\$0
07T-781.00	Master Planning - Environmental Impact Report (EIR)	\$291,078	\$291,078	\$0
07T-783.00	Master Planning - Soil Testing	\$162,687	\$162,687	\$0
		\$1,675,174	\$1,675,174	\$0
Procurement		Current Budget	EAC	Funding Variance
07T-754.01	Waterless urinals	\$295	\$295	\$0
07T-754.02	Video Conference - Construction	\$0	\$0	\$0
07T-755.02	Bulk Purchase - Power tools	\$87	\$87	\$0
07T-755.03	Bulk Purchase - ATHLET/FIT EQUIPMENT	\$4	\$4	\$0
07T-755.04	Bulk Purchase - Musical Instruments	\$357	\$357	\$0
07T-755.05	Video Conference Equipment	\$0	\$0	\$0
07T-755.06	Bulk Purchase - CHILD DEV CTR F&E	\$14	\$14	\$0
		\$756	\$756	\$0



Los Angeles Trade-Tech College Exhibit C

Exhibit C Los Angeles Trade-Tech College Budget Transfer Log (2014 thru 2017 Rebaseline)

Los Angeles Trade-Tech College

Sub-Project/Building Level Budget Transfer Log (2014 thru 2017 Rebaseline)

Proj Ref	Project/Building Name	Established Budget	Current Budget	Variance	Approved Date
07T-709.03	Sage Hall Demolition	\$776,682	\$776,682		01/01/2014
			\$0	\$(776,682)	04/17/2015
07T-709.04	Renovate Sage Hall	\$7,047,162	\$7,047,162		03/16/2015
			\$26,073	\$(7,021,089)	11/06/2015
			\$18,660	\$(7,413)	04/17/2017
07T-710.11	Performing Arts & Entertainment Center - Modernization	\$3,317,620	\$3,317,620		01/01/2014
			\$3,383,290	\$65,670	05/29/2007
			\$3,317,620	\$(65,670)	10/23/2007
			\$2,855,208	\$(462,412)	11/19/2015
			\$2,855,208	\$0	04/17/2017
07T-710.12	Theater Demolition	\$77,050	\$77,050		05/29/2007
			\$0	\$(77,050)	10/23/2007
			\$6,932,463	\$6,932,463	11/06/2015
			\$7,186,513	\$254,050	04/17/2017
07T-711.08	Renovate Sequoia Hall	\$2,826,953	\$2,826,953		03/16/2015
			\$17,551,724	\$14,724,771	03/16/2015
			\$48,395	\$(17,503,329)	11/06/2015
			\$33,113	\$(15,282)	04/17/2017
07T-713.08	Math & Science Building "K" Fourth Floor Renovation	\$1,047	\$1,047		01/01/2014
			\$1,047	\$0	04/17/2017
07T-714.02	Construction Technology Building	\$19,414,610	\$19,414,610		01/01/2014
			\$18,404,910	\$(1,009,699)	11/06/2015
			\$18,554,910	\$150,000	11/04/2016
			\$18,436,351	\$(118,559)	04/17/2017
07T-714.04	Construction Technology Utility Building	\$183,310	\$183,310		01/01/2014
			\$15,287	\$(168,023)	11/06/2015
07T-714.05	Demolition of Construction Technology Building "B"	\$1,001,331	\$1,001,331		02/15/2013
			\$0	\$(1,001,330)	07/30/2014
07T-715.04	Fashion and Fine Arts Center - Modernization	\$228,918	\$228,918		01/01/2014

Los Angeles Trade-Tech College

Sub-Project/Building Level Budget Transfer Log (2014 thru 2017 Rebaseline)

Proj Ref	Project/Building Name	Established Budget	Current Budget	Variance	Approved Date
			\$428,918	\$200,000	05/31/2007
			\$228,918	\$(200,000)	10/23/2007
			\$213,846	\$(15,072)	12/15/2015
			\$213,845	\$0	04/17/2017
07T-715.06	Demo of Toyon Hall	\$187,951	\$187,951		02/07/2013
			\$0	\$(187,950)	07/30/2014
			\$788,201	\$788,201	11/12/2014
			\$1,111,452	\$323,251	11/06/2015
			\$66,353	\$(1,045,099)	08/09/2016
			\$60,887	\$(5,466)	04/17/2017
07T-722.00	Facilities M&O Headquarters	\$12,705,012	\$12,705,012		11/06/2015
			\$117,080	\$(12,587,932)	08/09/2016
			\$12,621,137	\$12,504,057	04/17/2017
07T-726.00	Misc Improvements-D3 Student Support Center	\$670,247	\$670,247		07/01/2016
			\$630,942	\$(39,305)	04/17/2017
07T-726.01	Misc Improvements-B1 School of Advanced Trans & Mfg	\$201,593	\$201,593		07/01/2016
			\$204,957	\$3,364	04/17/2017
07T-726.02	Misc Improvements-C4 School of Applied Sciences	\$3,345,285	\$3,345,285		07/01/2016
			\$3,068,869	\$(276,416)	04/17/2017
07T-726.03	Misc Improvements-D4 School of Design & Media Arts	\$2,037,405	\$2,037,405		07/01/2016
			\$1,875,456	\$(161,949)	04/17/2017
07T-727.01	Wellness Sports and Preventive Health Center	\$114,754	\$114,754		01/01/2014
07T-772.05	Upgrade Campus Main Electrical Distribution System	\$5,144,660	\$5,144,660		01/01/2014
			\$6,079,603	\$934,943	11/06/2015
			\$6,046,396	\$(33,207)	11/11/2015
			\$3,284,758	\$(2,761,638)	10/21/2016
			\$4,159,024	\$874,266	04/17/2017
07T-779.14	North Quad Site Development	\$5,895,466	\$5,895,466		01/01/2014
			\$436,440	\$(5,459,025)	11/06/2015



Los Angeles Trade-Tech College

Sub-Project/Building Level Budget Transfer Log (2014 thru 2017 Rebaseline)

Proj Ref	Project/Building Name	Established Budget	Current Budget	Variance	Approved Date
			\$430,452	\$(5,988)	04/17/2017

Los Angeles Valley College

College Building Program Overview

Los Angeles Valley College is located in the heart of Los Angeles's San Fernando Valley. Founded in 1949, LAVC is an urban oasis containing over 1,800 trees and plants and is the first community college in California to earn a Tree Campus USA designation multiple times. Over 140 associate degree programs and certificate programs are offered at LAVC. Popular majors include Accounting, Administration of Justice, Biology, Business Management, Child Development, Computer Applications & Office Technology, Engineering, Fire Technology, Liberal Arts & Sciences, Mathematics, Media Arts, Music, Psychology, Registered Nursing, Respiratory Therapy, and Sociology.

Bond-funded projects focused on student success include the new Multi-Purpose Community Service Center that houses the gymnastics center and culinary instruction.



The Monarch Athletic Center, home to the LAVC championship football team, includes a state-of-the-art weight training facility, locker rooms, physical therapy, briefing/debriefing facilities for pre and postgame strategizing. That project includes 14-acres of new sports fields for baseball, softball, soccer, javelin, discus, archery, and more. But the center of student activity can be found in the new 66,000 sq ft Student Union (Monarch Center and Parking Structure), which features a bookstore, cafeteria, health center, and a new 1,200 space parking garage. Also recently completed is the two story 70,000 SF Administration and Career Advancement building, which provided office space for the college administration and workforce development programs along with 13 new classrooms and a conference center. In the North and South Gym Buildings, a new dance studio was just built and an adjacent classroom, offices, and bathrooms were remodeled.

LAVC also completed numerous ADA projects to provide accessibility despite physical ability in both interior and exterior spaces throughout campus, such as parking areas, walkways, ramps, classrooms, restrooms, and many other locations. Another project removed 25 separate bungalow buildings, improving the Burbank Blvd edge of campus.

Also just completed is the Central Plant Expansion that upgraded HVAC equipment to ensure that many of the new buildings stay cool in the Summer and warm in the Winter.

Projects under construction includes, the most prominent of these new projects, the new Valley Academic and Cultural Center, a 118,000 SF Media and Performing Arts building that will contain 4 theaters, the college radio station and recording studios, classrooms, a scene shop, and cutting edge post production facilities for sound and video editing.

Planning is underway to remove and replace aging buildings which include demolition of Theatre Arts, Foreign Language, Humanities, Behavioral Sciences, Emergency Services Training, Math/Science, Engineering, and Business Journalism. Those buildings will be replaced by two (2) new multi-story academic buildings – 80,000 sq ft Academic Complex #1 and 60,000 sq ft Academic Building #2. Both are currently in design phase. LAVC is also currently awarding task orders for campus-wide stormwater projects as well as technology projects that will upgrade public address systems, audio-visual systems, security systems, Wi-Fi & firewalls just to mention a few.

COLLEGE PROGRESS SUMMARY (December 2024)

Los Angeles Valley College

College Building Program Overview

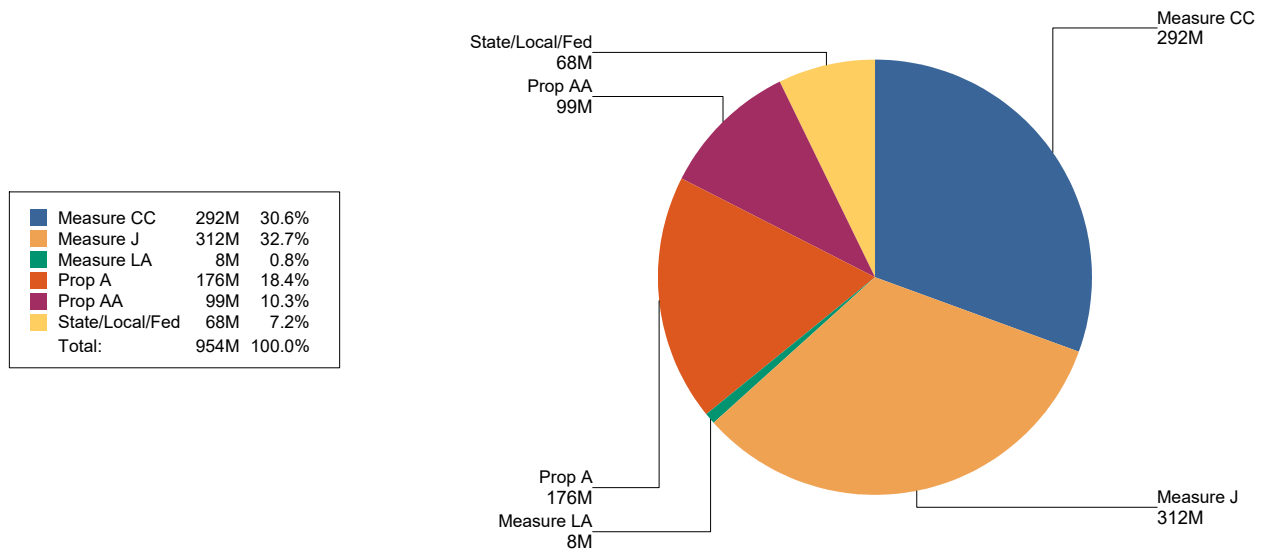
Sub Project Number	Sub Project Title	Sub Project Status	Const. % Complete	Academic Occupancy Date	Progress Summary
08V-801.00	Valley Academic and Cultural Center	In Construction	39.00%	06/02/2025	Construction is underway and the first Phase (Ph. 4a) is expected to soon be delivered, albeit slightly late. The overall work is also currently behind schedule and the magnitude of recovery required is being determined.
08V-851.00	Academic Complex 1, Phase 1	In Construction	74.00%	01/05/2026	StoreFront & CW framing is in progress. Exterior metal panels, Scratch & Brown coat has started. MEPFS Rough-In & T-Grid is ongoing; but Roofing remains incomplete. Earthwork & Storm water piping has started on the East & West side of the project.
08V-853.00	Academic Building #2	In Construction	18.00%	01/04/2027	SOG is 100% Complete. Structural Steel Fabrication is ongoing and the first deliveries are scheduled for the first week of January 2025. Sewer and Storm Drain line install are ongoing (90% complete)

Los Angeles Valley College College Funding and Overall Budget

Valley College is currently undergoing a \$953 million renovation and building program to renovate existing buildings and build new sustainable buildings. Existing classroom buildings are being updated with new technology and will meet or exceed current energy efficiency standards. Towards that goal, all new campus structures are being built as LEED-certified (Leadership in Energy and Environmental Design) buildings.

This ambitious program all began when the voters of Los Angeles approved Proposition A in 2001 and Proposition AA in 2003 to help improve college facilities at Los Angeles Valley College. Later, Los Angeles voters approved Measure J in 2008 and Measure CC in 2016 to further improve college facilities and expand educational programs to meet the growing needs of the community.

PROGRAM FUNDING



COLLEGE BUDGET

Cost Type "Bucket"	[a] Current Budget	[b] Contracted	[c] Expended	[d] Estimate at Completion	[e]=[a]-[d] Budget Variance
Asset, Move, Legal/Audit & Specialty	\$12,673,575	\$10,448,623	\$10,137,067	\$12,673,575	\$0
Furniture, Fixtures & Equipment	\$56,532,872	\$31,033,554	\$30,278,840	\$56,532,872	\$0
Program & Project Management	\$78,259,281	\$72,049,873	\$69,009,328	\$78,259,281	\$0
Construction	\$710,567,504	\$659,506,868	\$526,713,525	\$710,567,504	\$0
Owner's Reserve	\$5,650	\$5,650	\$5,650	\$5,650	\$0
Land Acquisition	\$893	\$893	\$893	\$893	\$0
Programming & Design	\$95,775,493	\$91,035,369	\$87,184,485	\$95,775,493	\$0
Total Budget	\$953,815,268	\$864,080,829	\$723,329,789	\$953,815,268	\$0

Los Angeles Valley College

Sub-Project List

SUB-PROJECTS						
Sub-Project ID	Project/Building Name	Status	[a] Current Budget	[b] Estimate at Completion	[c]=[a]-[b] Budget Variance	Academic Occupancy Date
08V-801.00	Valley Academic and Cultural Center	In Construction	\$190,068,949	\$190,068,949	\$0	06/02/2025
08V-814.01	Demo Engineering Building	In Planning	\$5,481,409	\$5,481,409	\$0	06/20/2032
08V-816.01	Demo Humanities Building	In Planning	\$4,233,285	\$4,233,285	\$0	10/02/2032
08V-817.01	Demo Foreign Language Building	In Planning	\$4,264,920	\$4,264,920	\$0	05/09/2032
08V-851.00	Academic Complex 1, Phase 1	In Construction	\$121,383,951	\$121,383,951	\$0	01/05/2026
08V-851.01	Swing Space	In Planning	\$1,437,177	\$1,437,177	\$0	11/13/2027
08V-853.00	Academic Building #2	In Construction	\$86,806,914	\$86,806,914	\$0	01/04/2027
08V-876.05	Demo Emergency Services Training Building	In Planning	\$2,434,286	\$2,434,286	\$0	06/25/2032
08V-876.07	Demo Admin 1,2,3 Buildings	In Planning	\$322,074	\$322,074	\$0	11/05/2027
08V-876.08	Demo Campus Project Team Modular Building	In Planning	\$88,333	\$88,333	\$0	10/04/2027
08V-876.17	Demo Behavioral Science Building	In Planning	\$3,410,489	\$3,410,489	\$0	08/21/2032
08V-876.18	Demo Math Science Building	In Planning	\$4,855,209	\$4,855,209	\$0	10/21/2032
08V-876.19	Demo Business Journalism Building	In Planning	\$5,412,984	\$5,412,984	\$0	10/20/2032
08V-882.00	Campus-Wide Wayfinding Signage Replacement	In Design	\$3,466,380	\$3,466,380	\$0	03/25/2027
08V-884.00	Sustainable Landscape	In Planning	\$3,566,707	\$3,566,707	\$0	06/24/2028
08V-885.00	Baseball Infield Replacement	In Planning	\$493,031	\$493,031	\$0	06/24/2028
Total Active Subprojects			\$437,726,095	\$437,726,095	\$0	
08V-823.01	Motion Picture Renovation	Deferred	\$62,931	\$62,931	\$0	
08V-844.00	Sustainable Mall	Deferred	\$172,707	\$172,707	\$0	
08V-847.00	New Planetarium Expansion	Deferred	\$151,400	\$151,400	\$0	
08V-872.00	Campus-Wide Improvements - Emergency Lighting, Fire Alarm and Security System	Deferred	\$788,047	\$788,047	\$0	
08V-873.10	RWGPL - Parking Lots H and J	Deferred	\$26,393	\$26,393	\$0	
Total Pending Subprojects			\$1,201,477	\$1,201,477	\$0	
Cancelled*			\$451,475	\$451,475	\$0	
Completed*			\$461,880,802	\$461,880,802	\$0	
Master Plan			\$10,503,712	\$10,503,712	\$0	
Miscellaneous			\$1,192,844	\$1,192,844	\$0	
Procurement			\$49,992	\$49,992	\$0	
Support Services			\$40,808,870	\$40,808,870	\$0	

*Completed and Cancelled Sub-Projects are Reference Exhibit B.

Los Angeles Valley College

Sub-Project List

All Remaining Subprojects	\$514,887,696	\$514,887,696	\$0
Total Los Angeles Valley College Subprojects	\$953,815,268	\$953,815,268	\$0

*Completed and Cancelled Sub-Projects are Reference Exhibit B.

Los Angeles Valley College

Sub-Project/Building Level Detail

08V-801.00 - Valley Academic and Cultural Center

SUB-PROJECT PROFILE

OVERALL STATUS: In Construction

DESCRIPTION: Construction of a new two story, 118,000 GSF. building. Project consist of a new theater and classroom building for the performing and media arts programs at Los Angeles Valley College. The building is a two story concrete and steel structure with a partial basement. The building will house a 430-seat main stage theater, a 143-seat horseshoe theater, a 221-seat screening theater, and a lab theater. The building will also house specialized teaching facilities geared to both the performing and media arts programs, such as: a 76 seat smart lecture hall, several smart classrooms, a scene shop, costume shop, photography studio, radio station, foley room, film studio, and other highly technical and sound sensitive spaces. The exterior improvements include an outdoor amphitheater, hardscaping, and landscaping.

DESIGN START

09/23/2009

NTP CONSTRUCTION

09/12/2024

SUBSTANTIAL COMPLETION

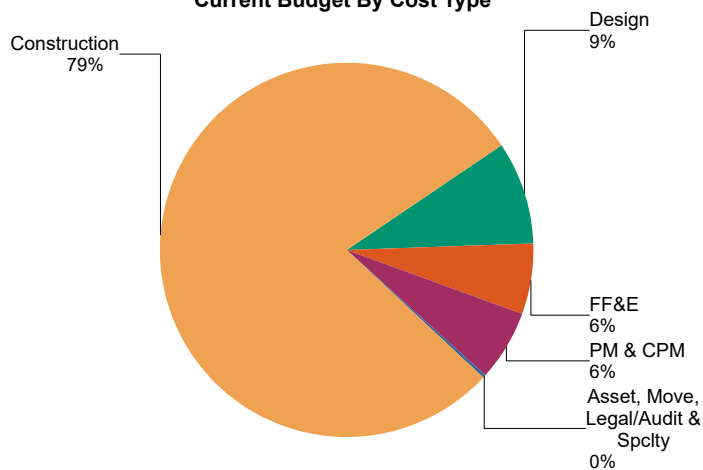
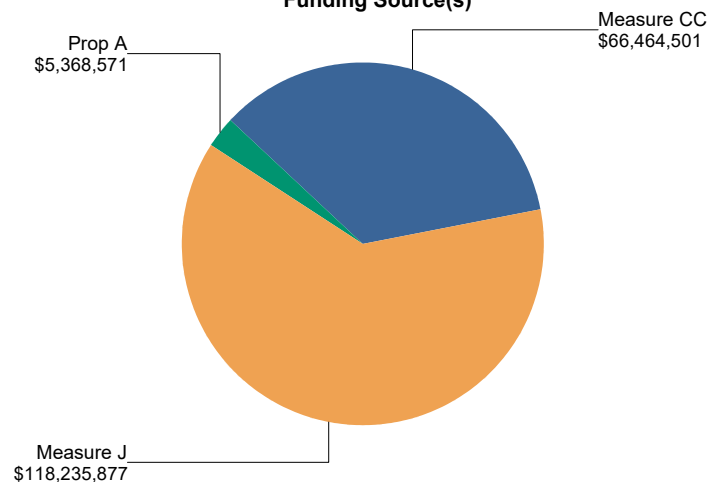
03/10/2025

ACADEMIC OCCUPANCY

06/02/2025

SUB-PROJECT COST BREAKDOWN

Cost Type "Bucket"	[a] Current Budget	[b] Contracted	[c] Expended	[d] Estimate at Completion	[e]=[a]-[d] Budget Variance
Asset, Move, Legal/Audit & Specialty	\$552,865	\$540,206	\$259,682	\$552,865	\$0
Construction	\$149,513,090	\$143,652,067	\$100,865,682	\$149,513,090	\$0
Furniture, Fixtures & Equipment	\$11,599,019	\$2,632,373	\$1,877,660	\$11,599,019	\$0
Program & Project Management	\$11,387,876	\$10,946,675	\$10,362,887	\$11,387,876	\$0
Programming & Design	\$17,016,100	\$16,692,435	\$15,633,368	\$17,016,100	\$0
Total Budget	\$190,068,949	\$174,463,757	\$128,999,279	\$190,068,949	\$0

Current Budget By Cost Type

Funding Source(s)


Los Angeles Valley College

Sub-Project/Building Level Detail

08V-814.01 - Demo Engineering Building

SUB-PROJECT PROFILE

OVERALL STATUS: In Planning

DESCRIPTION: Demolition of the Engineering Building

DESIGN START

01/08/2031

NTP CONSTRUCTION

10/24/2031

SUBSTANTIAL COMPLETION

06/20/2032

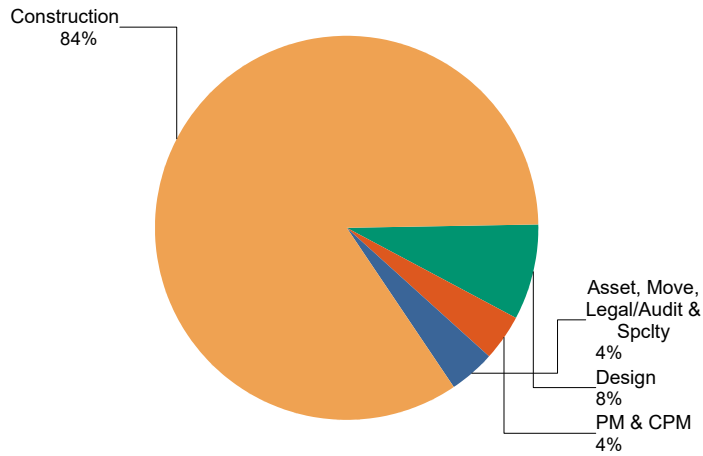
ACADEMIC OCCUPANCY

06/20/2032

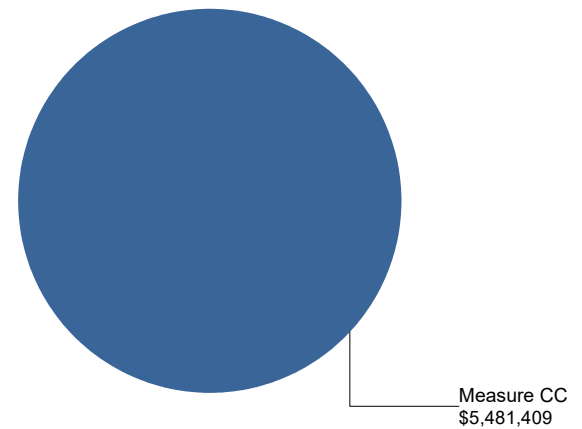
SUB-PROJECT COST BREAKDOWN

Cost Type "Bucket"	[a] Current Budget	[b] Contracted	[c] Expended	[d] Estimate at Completion	[e]=[a]-[d] Budget Variance
Asset, Move, Legal/Audit & Specialty	\$219,256	\$0	\$0	\$219,256	\$0
Construction	\$4,604,384	\$0	\$0	\$4,604,384	\$0
Program & Project Management	\$219,256	\$0	\$0	\$219,256	\$0
Programming & Design	\$438,513	\$0	\$0	\$438,513	\$0
Total Budget	\$5,481,409	\$0	\$0	\$5,481,409	\$0

Current Budget By Cost Type



Funding Source(s)



Los Angeles Valley College

Sub-Project/Building Level Detail

08V-816.01 - Demo Humanities Building

SUB-PROJECT PROFILE

OVERALL STATUS: In Planning

DESCRIPTION: Demolition of the Humanities Building

DESIGN START

04/01/2031

NTP CONSTRUCTION

02/05/2032

SUBSTANTIAL COMPLETION

10/02/2032

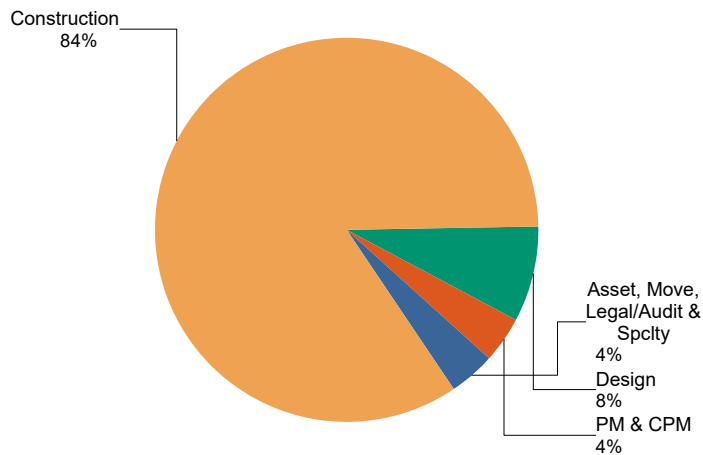
ACADEMIC OCCUPANCY

10/02/2032

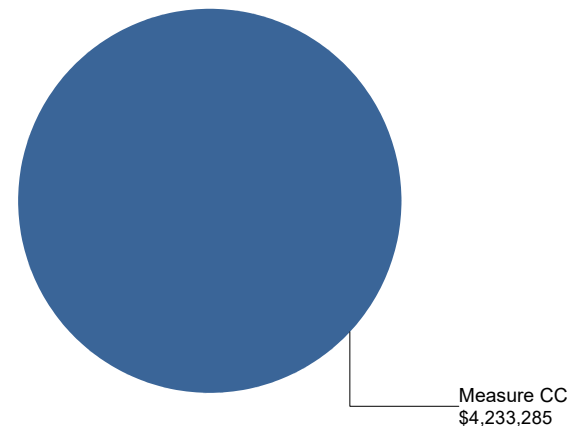
SUB-PROJECT COST BREAKDOWN

Cost Type "Bucket"	[a] Current Budget	[b] Contracted	[c] Expended	[d] Estimate at Completion	[e]=[a]-[d] Budget Variance
Asset, Move, Legal/Audit & Specialty	\$169,331	\$0	\$0	\$169,331	\$0
Construction	\$3,555,959	\$0	\$0	\$3,555,959	\$0
Program & Project Management	\$169,331	\$0	\$0	\$169,331	\$0
Programming & Design	\$338,663	\$0	\$0	\$338,663	\$0
Total Budget	\$4,233,285	\$0	\$0	\$4,233,285	\$0

Current Budget By Cost Type



Funding Source(s)



Los Angeles Valley College

Sub-Project/Building Level Detail

08V-817.01 - Demo Foreign Language Building

SUB-PROJECT PROFILE

OVERALL STATUS: In Planning
DESCRIPTION: Demolition of the Foreign Language Building

DESIGN START

11/01/2030

NTP CONSTRUCTION

09/13/2031

SUBSTANTIAL COMPLETION

05/09/2032

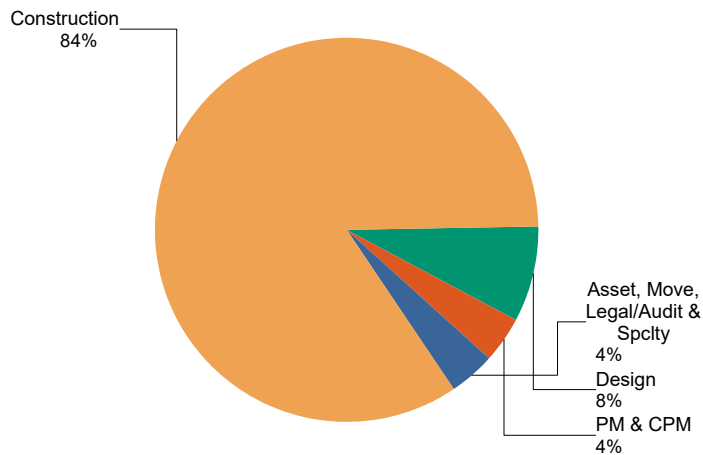
ACADEMIC OCCUPANCY

05/09/2032

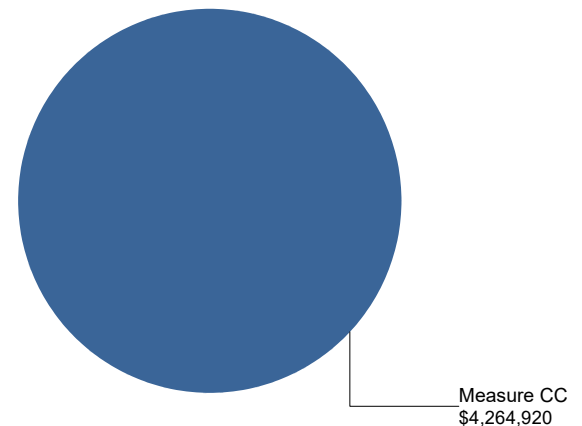
SUB-PROJECT COST BREAKDOWN

Cost Type "Bucket"	[a] Current Budget	[b] Contracted	[c] Expended	[d] Estimate at Completion	[e]=[a]-[d] Budget Variance
Asset, Move, Legal/Audit & Specialty	\$170,597	\$0	\$0	\$170,597	\$0
Construction	\$3,582,533	\$0	\$0	\$3,582,533	\$0
Program & Project Management	\$170,597	\$0	\$0	\$170,597	\$0
Programming & Design	\$341,194	\$0	\$0	\$341,194	\$0
Total Budget	\$4,264,920	\$0	\$0	\$4,264,920	\$0

Current Budget By Cost Type



Funding Source(s)



Los Angeles Valley College

Sub-Project/Building Level Detail

08V-851.00 - Academic Complex 1, Phase 1

SUB-PROJECT PROFILE

OVERALL STATUS: In Construction

DESCRIPTION: Construction of new Academic Complex 1 Phase 1 building. The Academic Complex 1 will include studies such as Business, Math, Philosophy, Economics, Sociology, Ethnic Studies, and Emergency Services. The new Academic Complex #1 Phase 1 building will include approximately 34,800 ASF (classrooms), 6,800 ASF (faculty and staff offices) and 8,300 ASF (lab space) and miscellaneous utility and support rooms. The actual number and size of the spaces to be constructed will be refined in the upcoming Programming Phase.

DESIGN START

06/03/2021

NTP CONSTRUCTION

05/30/2023

SUBSTANTIAL COMPLETION

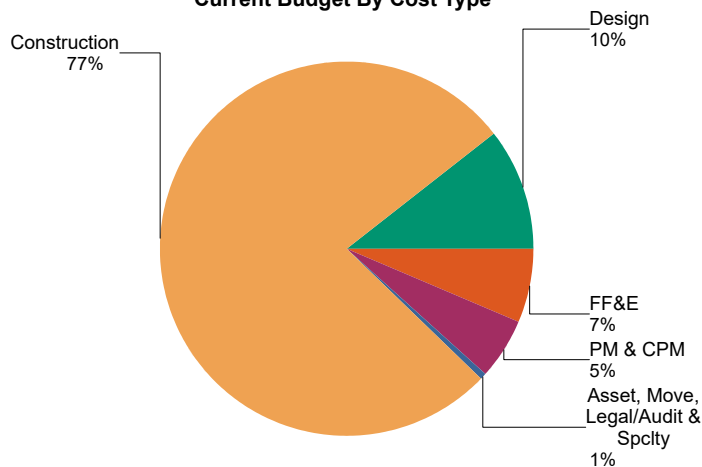
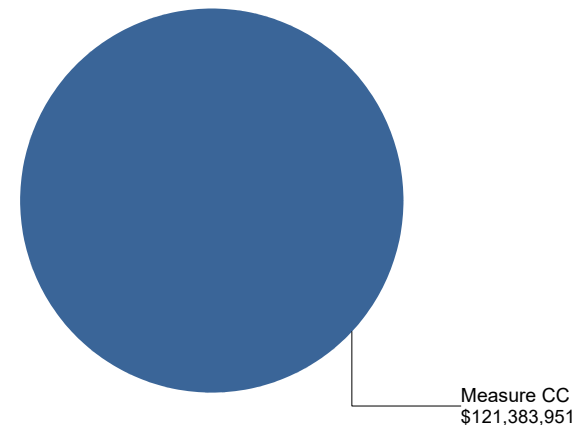
08/31/2025

ACADEMIC OCCUPANCY

01/05/2026

SUB-PROJECT COST BREAKDOWN

Cost Type "Bucket"	[a] Current Budget	[b] Contracted	[c] Expended	[d] Estimate at Completion	[e]=[a]-[d] Budget Variance
Asset, Move, Legal/Audit & Specialty	\$822,030	\$46,602	\$40,571	\$822,030	\$0
Construction	\$93,571,853	\$87,462,762	\$54,514,080	\$93,571,853	\$0
Furniture, Fixtures & Equipment	\$7,998,002	\$0	\$0	\$7,998,002	\$0
Program & Project Management	\$6,291,942	\$3,200,929	\$2,113,031	\$6,291,942	\$0
Programming & Design	\$12,700,124	\$11,830,107	\$10,330,710	\$12,700,124	\$0
Total Budget	\$121,383,951	\$102,540,401	\$66,998,391	\$121,383,951	\$0

Current Budget By Cost Type

Funding Source(s)


Los Angeles Valley College

Sub-Project/Building Level Detail

08V-851.01 - Swing Space

SUB-PROJECT PROFILE

OVERALL STATUS: In Planning

DESCRIPTION: Construction of new Swing Space for occupants of Admin 1,2,3 and CPT modular building during Academic Complex #1 Phase #1 construction

DESIGN START

05/21/2026

NTP CONSTRUCTION

04/15/2027

SUBSTANTIAL COMPLETION

11/13/2027

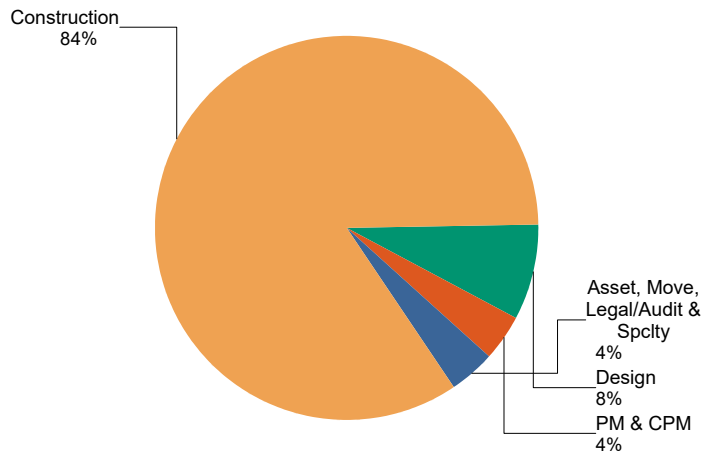
ACADEMIC OCCUPANCY

11/13/2027

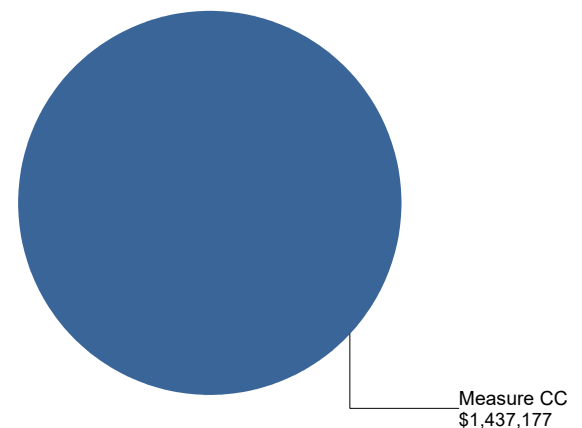
SUB-PROJECT COST BREAKDOWN

Cost Type "Bucket"	[a] Current Budget	[b] Contracted	[c] Expended	[d] Estimate at Completion	[e]=[a]-[d] Budget Variance
Asset, Move, Legal/Audit & Specialty	\$57,487	\$0	\$0	\$57,487	\$0
Construction	\$1,207,229	\$0	\$0	\$1,207,229	\$0
Program & Project Management	\$57,487	\$0	\$0	\$57,487	\$0
Programming & Design	\$114,974	\$1,183	\$1,183	\$114,974	\$0
Total Budget	\$1,437,177	\$1,183	\$1,183	\$1,437,177	\$0

Current Budget By Cost Type



Funding Source(s)



Los Angeles Valley College

Sub-Project/Building Level Detail

08V-853.00 - Academic Building #2

SUB-PROJECT PROFILE

OVERALL STATUS: In Construction

DESCRIPTION: Construction of a new Academic Building #2. The building will include 19,515 ASF for Classrooms, 11,000 ASF for Laboratory, 6,521 ASF of Office Space and 640 ASF for AV, TV, Radio. Studies in the Classrooms will potentially include: English, ESL, Communications, Foreign Languages and Technology.

DESIGN START

09/02/2020

NTP CONSTRUCTION

05/01/2024

SUBSTANTIAL COMPLETION

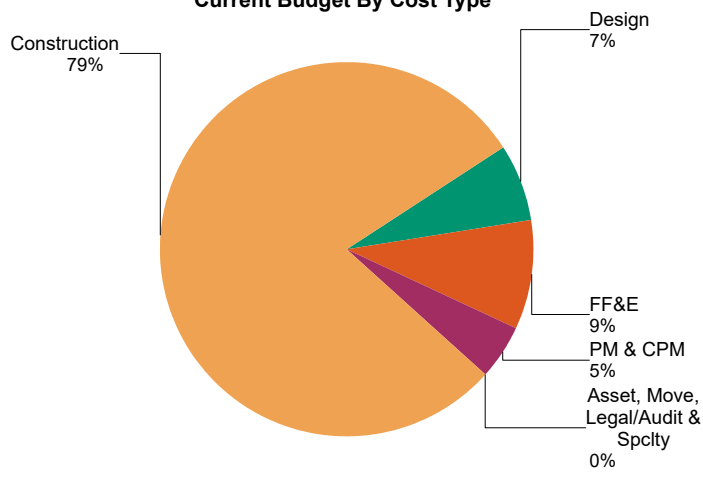
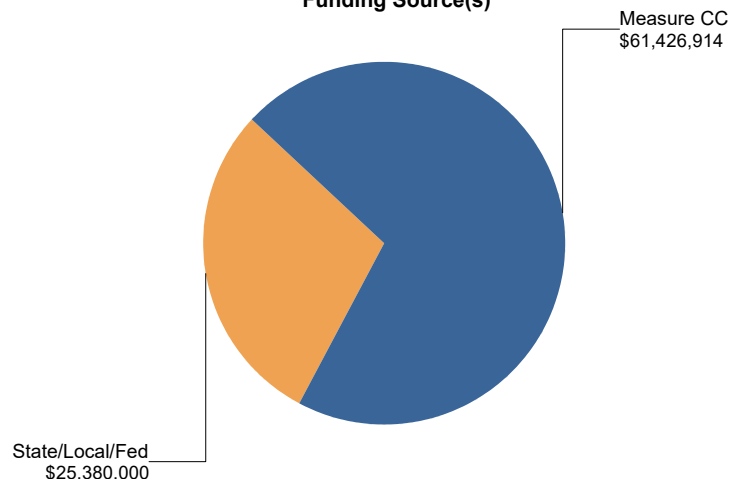
08/07/2026

ACADEMIC OCCUPANCY

01/04/2027

SUB-PROJECT COST BREAKDOWN

Cost Type "Bucket"	[a] Current Budget	[b] Contracted	[c] Expended	[d] Estimate at Completion	[e]=[a]-[d] Budget Variance
Asset, Move, Legal/Audit & Specialty	\$53,432	\$53,432	\$28,432	\$53,432	\$0
Construction	\$68,566,191	\$63,469,739	\$6,411,948	\$68,566,191	\$0
Furniture, Fixtures & Equipment	\$8,141,856	\$0	\$0	\$8,141,856	\$0
Program & Project Management	\$4,174,897	\$2,885,196	\$1,731,017	\$4,174,897	\$0
Programming & Design	\$5,870,538	\$5,619,939	\$4,580,725	\$5,870,538	\$0
Total Budget	\$86,806,914	\$72,028,306	\$12,752,121	\$86,806,914	\$0

Current Budget By Cost Type

Funding Source(s)


Los Angeles Valley College

Sub-Project/Building Level Detail

08V-876.05 - Demo Emergency Services Training Building

SUB-PROJECT PROFILE

OVERALL STATUS: *In Planning*

DESCRIPTION: Demolition of the Demo Emergency Services Training Building. This demo project will help create the space needed for the construction of a new Academic Complex #1 building

DESIGN START

05/14/2031

NTP CONSTRUCTION

02/19/2032

SUBSTANTIAL COMPLETION

06/25/2032

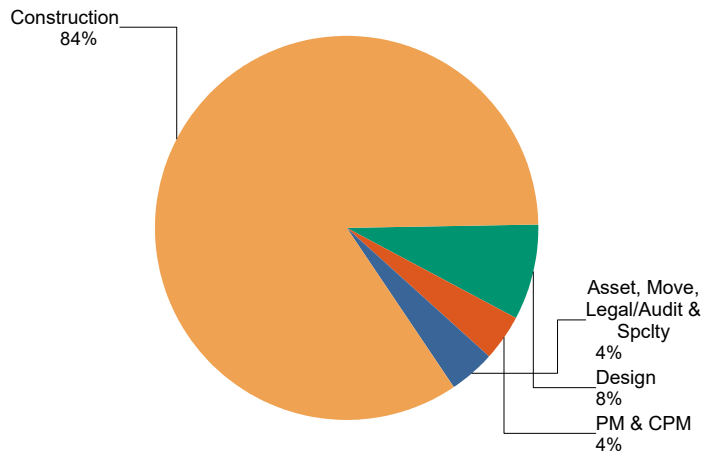
ACADEMIC OCCUPANCY

06/25/2032

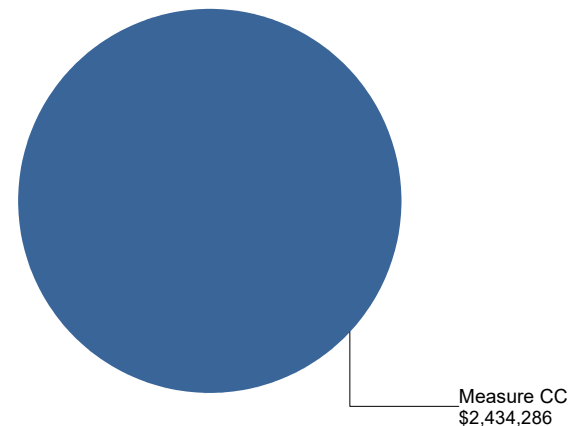
SUB-PROJECT COST BREAKDOWN

Cost Type "Bucket"	[a] Current Budget	[b] Contracted	[c] Expended	[d] Estimate at Completion	[e]=[a]-[d] Budget Variance
Asset, Move, Legal/Audit & Specialty	\$97,371	\$0	\$0	\$97,371	\$0
Construction	\$2,044,800	\$0	\$0	\$2,044,800	\$0
Program & Project Management	\$97,371	\$0	\$0	\$97,371	\$0
Programming & Design	\$194,743	\$2,003	\$2,003	\$194,743	\$0
Total Budget	\$2,434,286	\$2,003	\$2,003	\$2,434,286	\$0

Current Budget By Cost Type



Funding Source(s)



Los Angeles Valley College

Sub-Project/Building Level Detail

08V-876.07 - Demo Admin 1,2,3 Buildings

SUB-PROJECT PROFILE

OVERALL STATUS: In Planning

DESCRIPTION: Demolition of Admin 1,2,3 Buildings. This demo project will help create the space needed for the construction of a new Academic Complex #1 building.

DESIGN START

08/21/2026

NTP CONSTRUCTION

07/02/2027

SUBSTANTIAL COMPLETION

11/05/2027

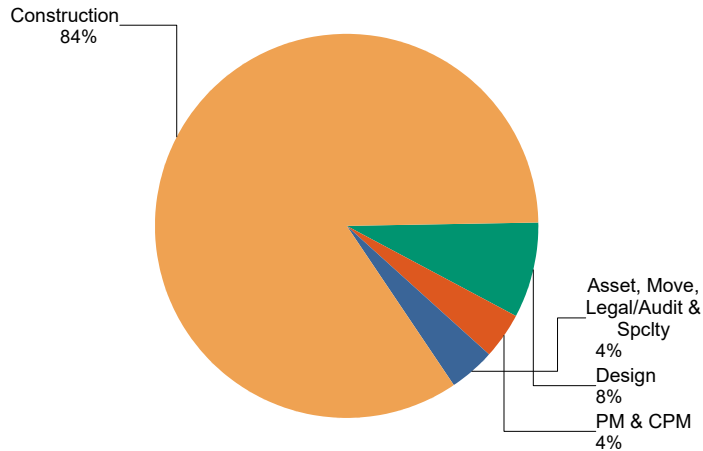
ACADEMIC OCCUPANCY

11/05/2027

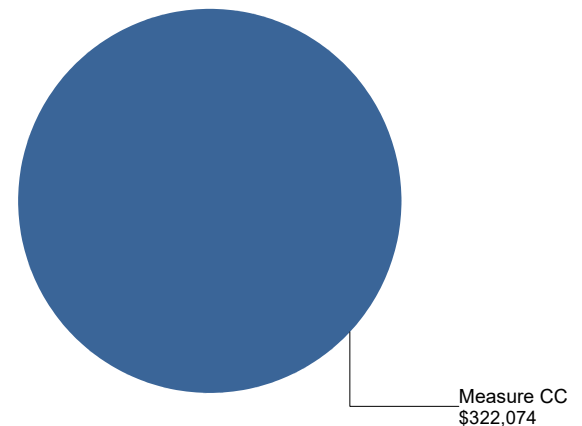
SUB-PROJECT COST BREAKDOWN

Cost Type "Bucket"	[a] Current Budget	[b] Contracted	[c] Expended	[d] Estimate at Completion	[e]=[a]-[d] Budget Variance
Asset, Move, Legal/Audit & Specialty	\$12,883	\$0	\$0	\$12,883	\$0
Construction	\$270,542	\$0	\$0	\$270,542	\$0
Program & Project Management	\$12,883	\$0	\$0	\$12,883	\$0
Programming & Design	\$25,766	\$265	\$265	\$25,766	\$0
Total Budget	\$322,074	\$265	\$265	\$322,074	\$0

Current Budget By Cost Type



Funding Source(s)



Los Angeles Valley College

Sub-Project/Building Level Detail

08V-876.08 - Demo Campus Project Team Modular Building

SUB-PROJECT PROFILE

OVERALL STATUS: In Planning

DESCRIPTION: Demolition of CPT modular building. This demo project will help create the space needed for the construction of a new Academic Complex #1 building.

DESIGN START

08/21/2026

NTP CONSTRUCTION

05/31/2027

SUBSTANTIAL COMPLETION

10/04/2027

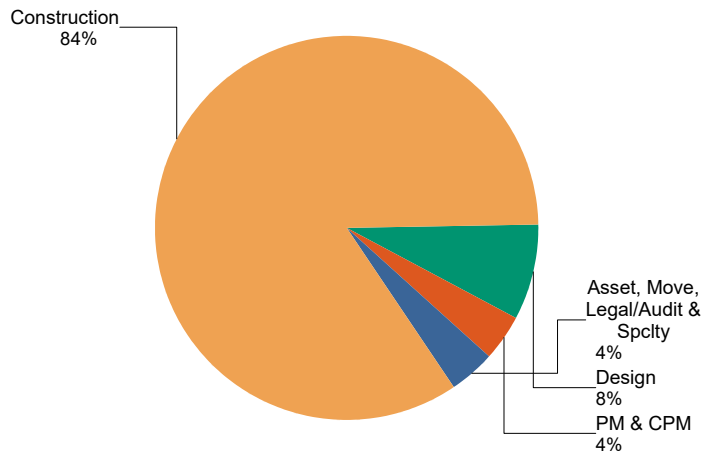
ACADEMIC OCCUPANCY

10/04/2027

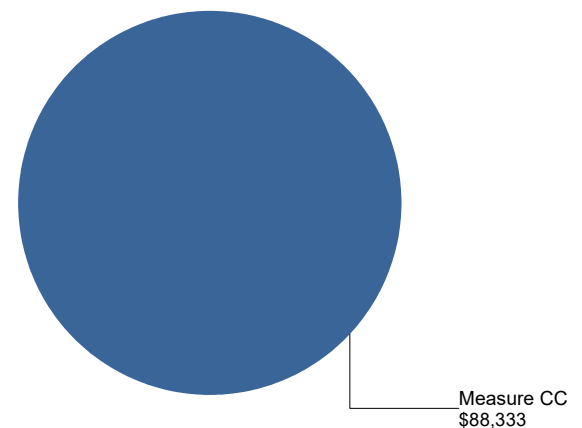
SUB-PROJECT COST BREAKDOWN

Cost Type "Bucket"	[a] Current Budget	[b] Contracted	[c] Expended	[d] Estimate at Completion	[e]=[a]-[d] Budget Variance
Asset, Move, Legal/Audit & Specialty	\$3,533	\$0	\$0	\$3,533	\$0
Construction	\$74,199	\$0	\$0	\$74,199	\$0
Program & Project Management	\$3,533	\$0	\$0	\$3,533	\$0
Programming & Design	\$7,067	\$73	\$73	\$7,067	\$0
Total Budget	\$88,333	\$73	\$73	\$88,333	\$0

Current Budget By Cost Type



Funding Source(s)



Los Angeles Valley College

Sub-Project/Building Level Detail

08V-876.17 - Demo Behavioral Science Building

SUB-PROJECT PROFILE

OVERALL STATUS: *In Planning*
DESCRIPTION: Demolition of the Behavioral Science Building.

DESIGN START

05/14/2031

NTP CONSTRUCTION

11/25/2031

SUBSTANTIAL COMPLETION

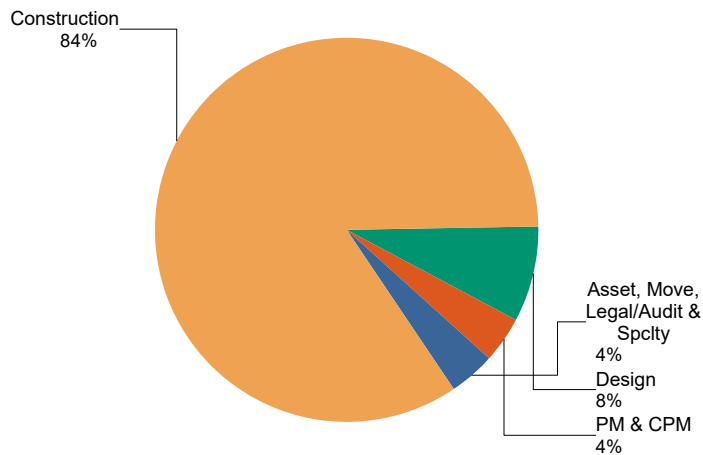
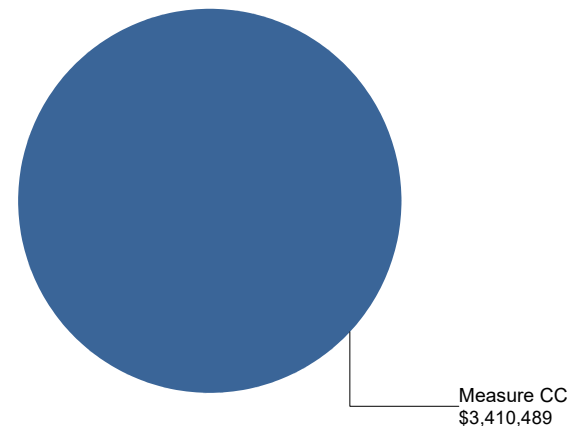
08/21/2032

ACADEMIC OCCUPANCY

08/21/2032

SUB-PROJECT COST BREAKDOWN

Cost Type "Bucket"	[a] Current Budget	[b] Contracted	[c] Expended	[d] Estimate at Completion	[e]=[a]-[d] Budget Variance
Asset, Move, Legal/Audit & Specialty	\$136,420	\$0	\$0	\$136,420	\$0
Construction	\$2,864,810	\$0	\$0	\$2,864,810	\$0
Program & Project Management	\$136,420	\$0	\$0	\$136,420	\$0
Programming & Design	\$272,839	\$2,807	\$2,807	\$272,839	\$0
Total Budget	\$3,410,489	\$2,807	\$2,807	\$3,410,489	\$0

Current Budget By Cost Type

Funding Source(s)


Los Angeles Valley College

Sub-Project/Building Level Detail

08V-876.18 - Demo Math Science Building

SUB-PROJECT PROFILE

OVERALL STATUS: In Planning

DESCRIPTION: Demolition of the Math Science Building.

DESIGN START

05/14/2031

NTP CONSTRUCTION

01/24/2032

SUBSTANTIAL COMPLETION

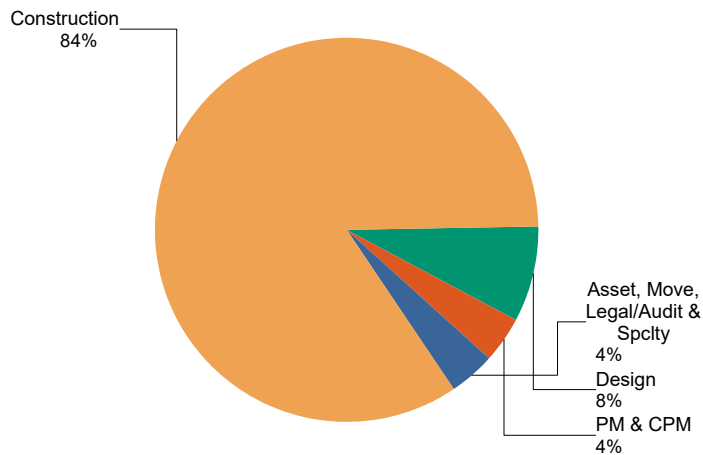
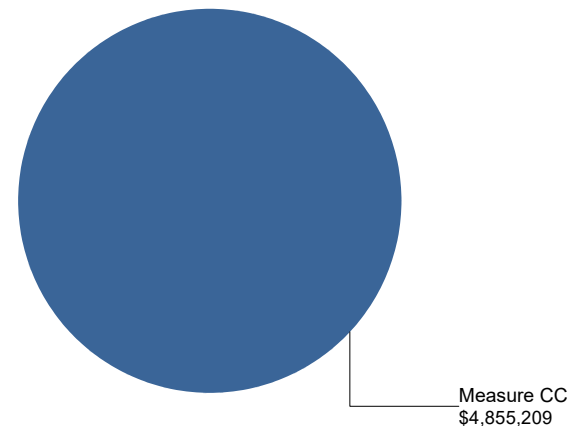
10/21/2032

ACADEMIC OCCUPANCY

10/21/2032

SUB-PROJECT COST BREAKDOWN

Cost Type "Bucket"	[a] Current Budget	[b] Contracted	[c] Expended	[d] Estimate at Completion	[e]=[a]-[d] Budget Variance
Asset, Move, Legal/Audit & Specialty	\$194,208	\$0	\$0	\$194,208	\$0
Construction	\$4,078,375	\$0	\$0	\$4,078,375	\$0
Program & Project Management	\$194,208	\$0	\$0	\$194,208	\$0
Programming & Design	\$388,417	\$3,996	\$3,996	\$388,417	\$0
Total Budget	\$4,855,209	\$3,996	\$3,996	\$4,855,209	\$0

Current Budget By Cost Type

Funding Source(s)


Los Angeles Valley College

Sub-Project/Building Level Detail

08V-876.19 - Demo Business Journalism Building

SUB-PROJECT PROFILE

OVERALL STATUS: In Planning
DESCRIPTION: Demolition of the Business Journalism Building.

DESIGN START

05/14/2031

NTP CONSTRUCTION

01/24/2032

SUBSTANTIAL COMPLETION

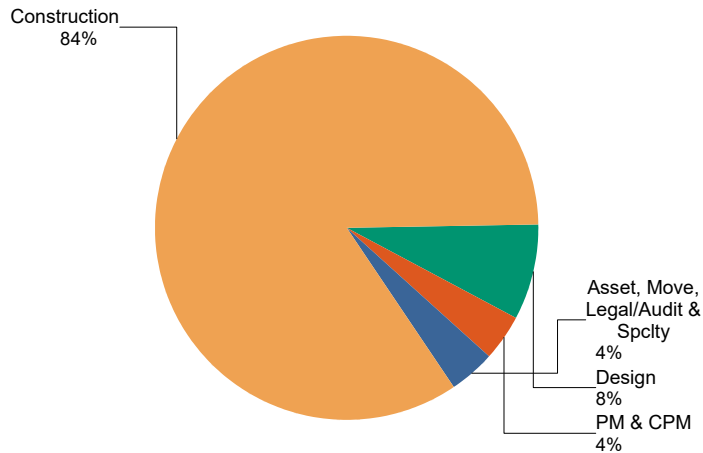
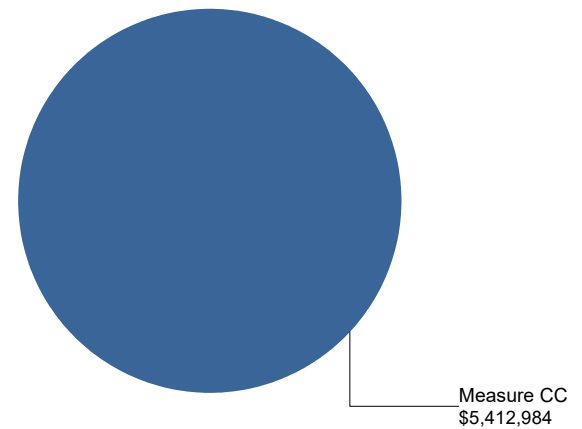
10/20/2032

ACADEMIC OCCUPANCY

10/20/2032

SUB-PROJECT COST BREAKDOWN

Cost Type "Bucket"	[a] Current Budget	[b] Contracted	[c] Expended	[d] Estimate at Completion	[e]=[a]-[d] Budget Variance
Asset, Move, Legal/Audit & Specialty	\$216,519	\$0	\$0	\$216,519	\$0
Construction	\$4,546,907	\$0	\$0	\$4,546,907	\$0
Program & Project Management	\$216,519	\$0	\$0	\$216,519	\$0
Programming & Design	\$433,039	\$4,455	\$4,455	\$433,039	\$0
Total Budget	\$5,412,984	\$4,455	\$4,455	\$5,412,984	\$0

Current Budget By Cost Type

Funding Source(s)


Los Angeles Valley College

Sub-Project/Building Level Detail

08V-882.00 - Campus-Wide Wayfinding Signage Replacement

SUB-PROJECT PROFILE

OVERALL STATUS: In Design

DESCRIPTION: The Campus-Wide Wayfinding Signage Replacement project involves existing signage removal, providing the new site signage design and the construction of the new site signs.

DESIGN START

05/06/2024

NTP CONSTRUCTION

04/30/2026

SUBSTANTIAL COMPLETION

03/25/2027

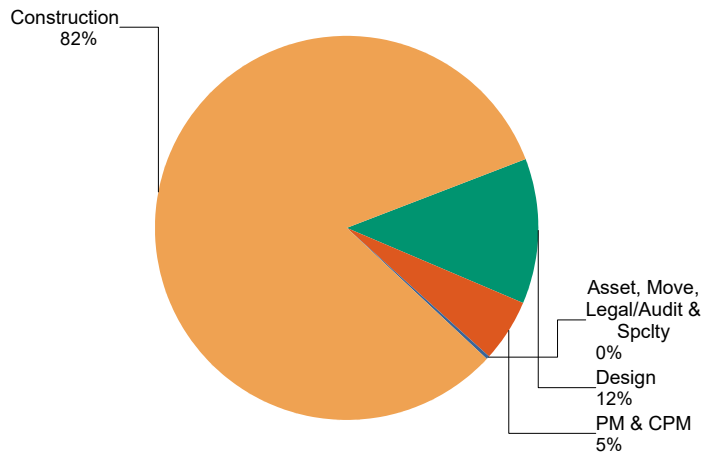
ACADEMIC OCCUPANCY

03/25/2027

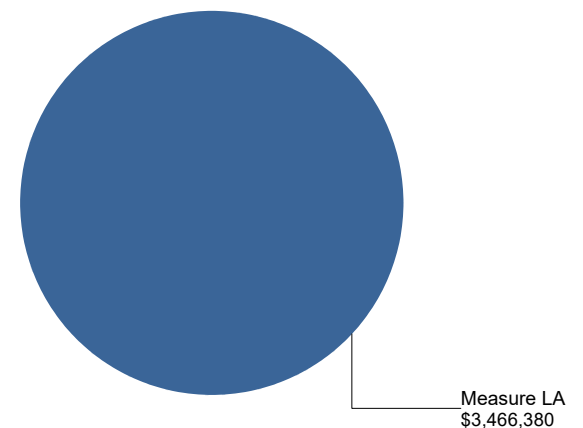
SUB-PROJECT COST BREAKDOWN

Cost Type "Bucket"	[a] Current Budget	[b] Contracted	[c] Expended	[d] Estimate at Completion	[e]=[a]-[d] Budget Variance
Asset, Move, Legal/Audit & Specialty	\$5,573	\$0	\$0	\$5,573	\$0
Construction	\$2,854,236	\$0	\$0	\$2,854,236	\$0
Program & Project Management	\$187,462	\$103,040	\$41,560	\$187,462	\$0
Programming & Design	\$419,109	\$337,355	\$84,152	\$419,109	\$0
Total Budget	\$3,466,380	\$440,395	\$125,712	\$3,466,380	\$0

Current Budget By Cost Type



Funding Source(s)



Los Angeles Valley College

Sub-Project/Building Level Detail

08V-884.00 - Sustainable Landscape

SUB-PROJECT PROFILE

OVERALL STATUS: *In Planning*

DESCRIPTION: The Sustainable Landscape project, involves existing landscape and irrigation removal, providing the new drought tolerant plants and lower water flow irrigation system. Demolition will include removal of concrete or asphalt paving, and regrading as needed. Construction will include the soil preparation to receive new plants and turf.

DESIGN START

05/19/2025

NTP CONSTRUCTION

07/01/2027

SUBSTANTIAL COMPLETION

06/24/2028

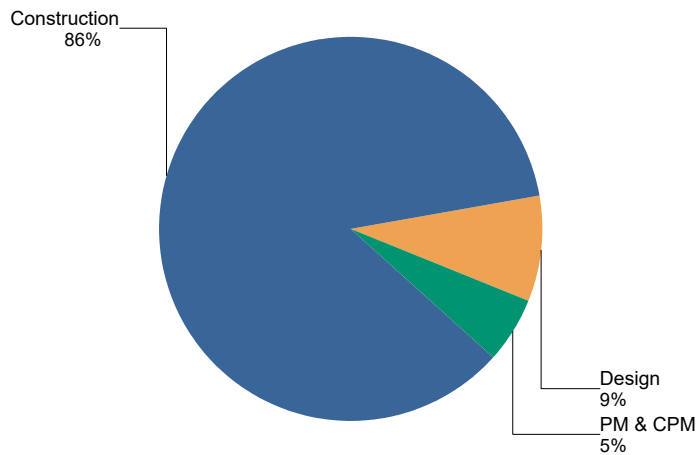
ACADEMIC OCCUPANCY

06/24/2028

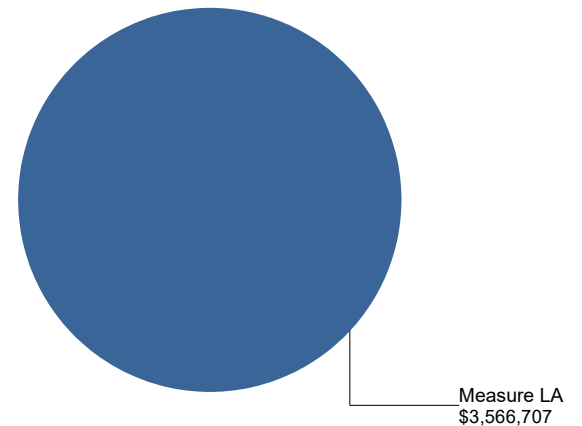
SUB-PROJECT COST BREAKDOWN

Cost Type "Bucket"	[a] Current Budget	[b] Contracted	[c] Expended	[d] Estimate at Completion	[e]=[a]-[d] Budget Variance
Construction	\$3,054,268	\$0	\$0	\$3,054,268	\$0
Program & Project Management	\$193,302	\$72,864	\$0	\$193,302	\$0
Programming & Design	\$319,137	\$0	\$0	\$319,137	\$0
Total Budget	\$3,566,707	\$72,864	\$0	\$3,566,707	\$0

Current Budget By Cost Type



Funding Source(s)



Los Angeles Valley College

Sub-Project/Building Level Detail

08V-885.00 - Baseball Infield Replacement

SUB-PROJECT PROFILE

OVERALL STATUS: In Planning

DESCRIPTION: The Baseball Infield Replacement scope includes the removal of existing infield and installation of new replaceable synthetic turf infield.

DESIGN START

06/03/2025

NTP CONSTRUCTION

07/01/2027

SUBSTANTIAL COMPLETION

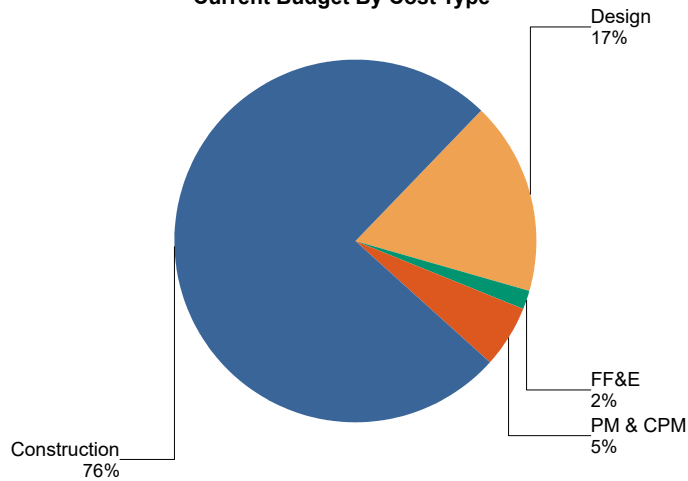
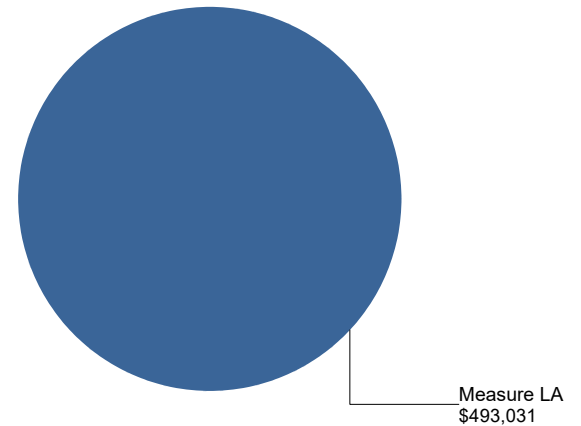
06/24/2028

ACADEMIC OCCUPANCY

06/24/2028

SUB-PROJECT COST BREAKDOWN

Cost Type "Bucket"	[a] Current Budget	[b] Contracted	[c] Expended	[d] Estimate at Completion	[e]=[a]-[d] Budget Variance
Construction	\$373,089	\$0	\$0	\$373,089	\$0
Furniture, Fixtures & Equipment	\$9,320	\$0	\$0	\$9,320	\$0
Program & Project Management	\$26,718	\$21,344	\$0	\$26,718	\$0
Programming & Design	\$83,904	\$0	\$0	\$83,904	\$0
Total Budget	\$493,031	\$21,344	\$0	\$493,031	\$0

Current Budget By Cost Type

Funding Source(s)


Los Angeles Valley College

Exhibit A

Exhibit A

Los Angeles Valley College

Budget Transfer Log

Los Angeles Valley College

Sub-Project/Building Level Budget Transfer Log

Proj Ref	Project/Building Name	Established Budget	Current Budget	Variance	Approved Date
08V-801.00	Valley Academic and Cultural Center	\$105,990,566	\$105,990,566		01/27/2017
			\$114,176,393	\$8,185,827	05/03/2018
			\$118,101,813	\$3,925,419	07/28/2020
			\$122,342,762	\$4,240,949	10/11/2021
			\$128,815,636	\$6,472,873	05/13/2022
			\$130,077,321	\$1,261,685	08/07/2023
			\$139,521,318	\$9,443,997	08/08/2023
			\$170,490,771	\$30,969,453	05/17/2024
			\$190,068,949	\$19,578,177	08/08/2024
08V-814.01	Demo Engineering Building	\$5,481,409	\$5,481,409		04/18/2019
08V-816.01	Demo Humanities Building	\$4,233,285	\$4,233,285		04/18/2019
08V-817.01	Demo Foreign Language Building	\$4,264,920	\$4,264,920		04/18/2019
08V-823.01	Motion Picture Renovation	\$62,931	\$62,931		11/11/2016
08V-844.00	Sustainable Mall	\$172,707	\$172,707		06/16/2016
08V-847.00	New Planetarium Expansion	\$151,440	\$151,440		01/27/2017
			\$151,400	\$(40)	07/15/2020
08V-851.00	Academic Complex 1, Phase 1	\$116,512,820	\$116,512,820		12/20/2018
			\$116,418,749	\$(94,070)	06/03/2021
			\$121,383,951	\$4,965,202	03/11/2024
08V-851.01	Swing Space	\$1,437,177	\$1,437,177		12/20/2018
08V-853.00	Academic Building #2	\$84,732,533	\$84,732,533		04/25/2019
			\$94,221,883	\$9,489,350	12/26/2023
			\$86,806,914	\$(7,414,969)	09/06/2024
08V-872.00	Campus-Wide Improvements - Emergency Lighting, Fire A	\$1,723,576	\$1,723,576		01/27/2017
			\$864,812	\$(858,764)	07/31/2018
			\$788,047	\$(76,765)	08/27/2018

Budget transfers performed to reflect campus project re-prioritization of the strategic execution plan.

Los Angeles Valley College

Sub-Project/Building Level Budget Transfer Log

Proj Ref	Project/Building Name	Established Budget	Current Budget	Variance	Approved Date
08V-873.10	RWGPL - Parking Lots H and J	\$26,393	\$26,393		08/30/2016
			\$76,393	\$50,000	08/16/2018
			\$26,393	\$(50,000)	07/15/2020
08V-876.05	Demo Emergency Services Training Building	\$2,434,286	\$2,434,286		12/20/2018
08V-876.07	Demo Admin 1,2,3 Buildings	\$322,074	\$322,074		12/20/2018
08V-876.08	Demo Campus Project Team Modular Building	\$88,333	\$88,333		12/20/2018
08V-876.17	Demo Behavioral Science Building	\$3,410,489	\$3,410,489		03/25/2019
08V-876.18	Demo Math Science Building	\$4,855,209	\$4,855,209		03/25/2019
08V-876.19	Demo Business Journalism Building	\$5,412,984	\$5,412,984		03/25/2019
08V-882.00	Campus-Wide Wayfinding Signage Replacement	\$2,606,011	\$2,606,011		01/31/2024
			\$3,466,380	\$860,369	11/12/2024
08V-884.00	Sustainable Landscape	\$3,566,707	\$3,566,707		09/30/2024
08V-885.00	Baseball Infield Replacement	\$493,031	\$493,031		09/30/2024

Budget transfers performed to reflect campus project re-prioritization of the strategic execution plan.

Los Angeles Valley College

Exhibit B

Exhibit B

Los Angeles Valley College

Non-Active and Non-Pending Subprojects

Los Angeles Valley College

Non Active and Non-Pending Sub-Projects

Cancelled		Current Budget	EAC	Funding Variance
08V-819.02	Campus Center Building - Basement and 1st Floor	\$382,551	\$382,551	\$0
08V-819.05	Campus Center - Alpha Data Center Upgrade	\$14,803	\$14,803	\$0
08V-846.00	Panorama City Education	\$0	\$0	\$0
08V-876.09	Demolition - Bungalows 80-85	\$54,121	\$54,121	\$0
08V-876.10	Demolition of Theater Arts Building	\$0	\$0	\$0
08V-876.15	Demo Bungalows 80-85	\$0	\$0	\$0
		\$451,475	\$451,475	\$0

Completed		Current Budget	EAC	Funding Variance
08V-802.00	Library and Learning Resource Center	\$32,426,657	\$32,426,657	\$0
08V-803.00	Allied Health and Sciences Center	\$68,061,094	\$68,061,094	\$0
08V-803.01	Allied Health & Science Center	\$2,715,467	\$2,715,467	\$0
08V-803.02	Allied Health and Sciences Laboratory Wing Stucco Repair	\$1,304,425	\$1,304,425	\$0
08V-804.00	Campus-Wide Replacement of Irrigation Controllers Phase 2	\$220,000	\$220,000	\$0
08V-805.00	Maintenance and Operations, Sheriff Station	\$8,786,487	\$8,786,487	\$0
08V-809.00	Student Service Center	\$25,821,562	\$25,821,562	\$0
08V-810.00	Life Sciences Building	\$1,631,316	\$1,631,316	\$0
08V-812.00	Business Journalism Building	\$1,919,667	\$1,919,667	\$0
08V-813.00	Planetarium Building Modernization	\$2,471,748	\$2,471,748	\$0
08V-814.00	Engineering Building	\$1,709,117	\$1,709,117	\$0
08V-815.00	Math and Science Building	\$1,555,678	\$1,555,678	\$0
08V-816.00	Humanities Building	\$1,749,598	\$1,749,598	\$0
08V-817.00	Foreign Language Building	\$1,165,326	\$1,165,326	\$0
08V-818.00	Behavioral Science Building	\$965,444	\$965,444	\$0
08V-819.01	Campus Center Building - 2nd Floor Classrooms & Elevator	\$1,002,535	\$1,002,535	\$0
08V-819.06	FF&E Improvements at Campus Center Multicultural Center	\$214,985	\$214,985	\$0
08V-819.07	Campus Center Building – Restoration of Flood Damaged Areas	\$2,280,877	\$2,280,877	\$0
08V-820.00	Art Building - Renovation	\$2,263,122	\$2,263,122	\$0
08V-820.01	Art Building - Gallery Ceiling	\$151,522	\$151,522	\$0
08V-821.00	Music Building	\$1,954,377	\$1,954,377	\$0
08V-823.00	Motion Picture Building - TV Broadcasting Studio Expansion	\$2,240,788	\$2,240,788	\$0
08V-825.00	Gym Building	\$21,716,590	\$21,716,590	\$0
08V-825.01	Gym Complex Phase 2	\$2,795,333	\$2,795,333	\$0
08V-828.00	Admin Building	\$478,827	\$478,827	\$0
08V-831.00	Child Development Center	\$16,710,678	\$16,710,678	\$0
08V-832.00	Family Resource Center	\$776,508	\$776,508	\$0
08V-834.00	Theatre Arts Building	\$3,124,257	\$3,124,257	\$0
08V-835.02	Field House - Stadium Track and Practice Field	\$5,689,522	\$5,689,522	\$0
08V-835.03	Field House - Concession Stand & Restrooms	\$2,462,362	\$2,462,362	\$0
08V-836.00	Community Workforce Development Center/New Administration	\$43,618,946	\$43,618,946	\$0
08V-837.00	Athletic Training Facility	\$35,496,103	\$35,496,103	\$0
08V-837.02	Athletic Training Facility and Athletic Fields Improvements	\$5,348,963	\$5,348,963	\$0
08V-839.00	Multi-Purpose Community Services Center	\$24,675,006	\$24,675,006	\$0
08V-840.00	Parking Lots/Internal Roads	\$2,677,483	\$2,677,483	\$0

Los Angeles Valley College

Non Active and Non-Pending Sub-Projects

Completed		Current Budget	EAC	Funding Variance
08V-840.02	Parking Lot D - Stormwater Implementation	\$169,468	\$169,468	\$0
08V-841.00	Parking Structure	\$18,199,091	\$18,199,091	\$0
08V-842.00	Monarch Center (Student Union Annex)	\$36,905,201	\$36,905,201	\$0
08V-845.00	Energy Infrastructure and Security System Improvements	\$12,878,567	\$12,878,567	\$0
08V-849.04	Bungalow Upgrade	\$85,000	\$85,000	\$0
08V-872.01	Safety and Security Phase 1-Stadium Switch Gear Replacemen	\$1,032,085	\$1,032,085	\$0
08V-873.01	RWGPL - General	\$6,057,561	\$6,057,561	\$0
08V-873.04	RWGPL - Phase 1 Courtyard, Monuments and Graphic	\$465,824	\$465,824	\$0
08V-873.05	RWGPL - Phase 1 - Marquee	\$317,737	\$317,737	\$0
08V-873.06	RWGPL - Phase 1 Center Courtyard & Phase 1 Art Courtyard	\$981,670	\$981,670	\$0
08V-873.07	RWGPL- MTA Bus Station Extension	\$2,203,166	\$2,203,166	\$0
08V-873.08	RWGPL - Wayfinding and Site Furnishing - Phase 1	\$1,009,149	\$1,009,149	\$0
08V-873.09	RWGPL - Library Border & Wayfinding Phase 2	\$546,770	\$546,770	\$0
08V-875.01	Campus-Wide Improvements - Restrooms - Priority	\$799,078	\$799,078	\$0
08V-875.02	Campus-Wide Improvements - Restrooms	\$2,181,479	\$2,181,479	\$0
08V-876.02	Demolition - Plant Facilities for Allied Health	\$130,963	\$130,963	\$0
08V-876.06	Demolition - Pedestrian Bridge over Ethel Avenue	\$6,852	\$6,852	\$0
08V-876.11	Demo Bungalows 1-77	\$3,162,876	\$3,162,876	\$0
08V-876.20	Demo Theater Arts Building	\$4,359,899	\$4,359,899	\$0
08V-877.05	Temporary Facilities - Move Business Office From Campus Cen	\$513,875	\$513,875	\$0
08V-877.07	Temporary Facilities - Field House/Lockers	\$37,060	\$37,060	\$0
08V-877.09	Temporary Facilities - Library Relocation	\$4,513,029	\$4,513,029	\$0
08V-879.01	Campus-Wide Improvements - Utilities Infrastructure	\$796,144	\$796,144	\$0
08V-879.02	Campus-Wide Improvements - Central Plant/Utilities Infrastructu	\$25,884,464	\$25,884,464	\$0
08V-879.03	Campus-Wide Improvements - IT Department	\$3,924,509	\$3,924,509	\$0
08V-879.05	Campus-Wide Improvement - IT Department Phase 2	\$527,625	\$527,625	\$0
08V-879.06	Campus Improvement - Building Upgrade	\$4,858,982	\$4,858,982	\$0
08V-879.07	2021 Utility Assessment and Central Plant Study	\$226,787	\$226,787	\$0
08V-879.08	Demo Bungalows 80-85 and Site Restoration	\$923,519	\$923,519	\$0
		\$461,880,802	\$461,880,802	\$0

Support Services		Current Budget	EAC	Funding Variance
08V-856.01	DW-SCANNING & CODING	\$544	\$544	\$0
08V-889.00	Campus Program Management - Asset Assessment and Move M	\$969,077	\$969,077	\$0
08V-890.00	Campus Program Management - Program Management Service	\$14,473,036	\$14,473,036	\$0
08V-890.OCIPValley - OCIP		\$2,659,852	\$2,659,852	\$0
08V-891.00	Campus Program Management - Project Management Services	\$16,873,533	\$16,873,533	\$0
08V-892.00	Campus Program Management - Reimbursables	\$202,407	\$202,407	\$0
08V-893.00	Campus Program Management - Legal Services	\$492,311	\$492,311	\$0
08V-894.00	Campus Program Management - Performance/Financial Auditin	\$414,598	\$414,598	\$0
08V-895.00	Campus Program Management - Other consulting Services	\$4,647,847	\$4,647,847	\$0
08V-896.00	Campus Program Management - Inspection and Testing	\$602	\$602	\$0
08V-897.00	Campus Program Management - Election Costs - Prop A	\$69,412	\$69,412	\$0
08V-899.00	Campus Program Management - Owner's Reserve	\$5,650	\$5,650	\$0

Los Angeles Valley College

Non Active and Non-Pending Sub-Projects

Support Services

08V-8PR.00 Program Reserve 2017 Release - Valley

Current Budget	EAC	Funding Variance
\$0	\$0	\$0
\$40,808,870	\$40,808,870	\$0

Master Plan

08V-860.01 Master Planning Phase II
08V-860.02 EIR Phase II
08V-860.03 Survey Phase II
08V-870.00 Master Planning
08V-877.00 Temporary Facilities - Relocation, Acquisition
08V-880.00 Master Planning - Site Survey and Infrastructure Studies
08V-881.00 Master Planning - Environmental Impact Report (EIR)

Current Budget	EAC	Funding Variance
\$0	\$0	\$0
\$0	\$0	\$0
\$0	\$0	\$0
\$6,018,704	\$6,018,704	\$0
\$2,098,779	\$2,098,779	\$0
\$1,650,059	\$1,650,059	\$0
\$736,171	\$736,171	\$0
\$10,503,712	\$10,503,712	\$0

Procurement

08V-854.01 Waterless urinals
08V-854.02 Video Conference - Construction
08V-855.02 Bulk Purchase - Power tools
08V-855.03 Bulk Purchase - ATHLET/FIT EQUIPMENT
08V-855.04 Bulk Purchase - Musical Instruments
08V-855.05 Video Conference Equipment
08V-855.06 Bulk Purchase - CHILD DEV CTR F&E

Current Budget	EAC	Funding Variance
\$49,446	\$49,446	\$0
\$0	\$0	\$0
\$102	\$102	\$0
\$4	\$4	\$0
\$423	\$423	\$0
\$0	\$0	\$0
\$16	\$16	\$0
\$49,992	\$49,992	\$0

Miscellaneous

08V-809.01 Student Services - Public Arts
08V-873.03 RWGPL - Phase 1 Campus Landscaping Renovations
08V-874.00 Campus-Wide Improvements - Signage for Safety and Public Int
08V-876.04 Demolition - Existing Library for Student Services
08V-877.02 Temporary Facilities - Renovate Bungalows
08V-879.04 Campus-Wide Improvements - 2004 Painting Project

Current Budget	EAC	Funding Variance
\$180,000	\$180,000	\$0
\$73,262	\$73,262	\$0
\$24,563	\$24,563	\$0
\$59,753	\$59,753	\$0
\$28,374	\$28,374	\$0
\$826,892	\$826,892	\$0
\$1,192,844	\$1,192,844	\$0

Los Angeles Valley College

Exhibit C

Exhibit C

Los Angeles Valley College

Budget Transfer Log (2014 thru 2017 Rebaseline)

Los Angeles Valley College

Sub-Project/Building Level Budget Transfer Log (2014 thru 2017 Rebaseline)

Proj Ref	Project/Building Name	Established Budget	Current Budget	Variance	Approved Date
08V-801.00	Valley Academic and Cultural Center	\$93,669,762	\$93,669,762		01/01/2014
			\$105,990,566	\$12,320,804	12/28/2016
			\$105,990,566	\$0	01/27/2017
08V-823.01	Motion Picture Renovation	\$178,369	\$178,369		01/01/2014
			\$73,034	\$(105,334)	01/20/2015
			\$62,931	\$(10,103)	11/11/2016
08V-844.00	Sustainable Mall	\$3,281,802	\$3,281,802		01/01/2014
			\$2,110,553	\$(1,171,249)	10/20/2015
			\$172,707	\$(1,937,846)	06/16/2016
08V-847.00	New Planetarium Expansion	\$308,806	\$308,806		01/01/2014
			\$1,508,806	\$1,200,000	01/06/2012
			\$308,806	\$(1,200,000)	06/14/2014
			\$151,440	\$(157,365)	10/26/2014
08V-872.00	Campus-Wide Improvements - Emergency Lighting, Fire A	\$6,496,683	\$6,496,683		01/01/2014
			\$3,426,747	\$(3,069,935)	10/20/2015
			\$6,496,683	\$3,069,935	10/21/2015
			\$1,749,460	\$(4,747,223)	08/30/2016
			\$1,723,576	\$(25,884)	01/27/2017
08V-873.10	RWGPL - Parking Lots H and J	\$4,906,288	\$4,906,288		01/01/2014
			\$26,393	\$(4,879,894)	08/30/2016

West Los Angeles College

College Building Program Overview

West Los Angeles College (WLAC) is transforming into a premier 21st century educational institution. The goals of WLAC's construction program include the provision of facilities that support and enhance the Educational Master Plan, improve outdoor gathering spaces, and enhance "green spaces" connected by pedestrian only pathways. In addition, the campus continues to support sustainability efforts throughout the campus. Some of the most notable examples of facilities supporting WLAC's Educational Master Plan are the Math and Science Building with its accredited state-of-the-art dental hygiene facilities, the General Classroom and Student Services buildings, with support facilities that include a parking structure with rooftop solar panels, the pedestrian mall, and the new entrance to the campus via College Boulevard - a half-mile avenue connecting the campus to Jefferson Boulevard.

Given its proximity to movie and television studios, the new Diane E. Watson Center includes a fully-functioning soundstage and ancillary facility to support the only Motion Picture/Television Production program in the country. Dedicated in 2022, the Technology Learning Center houses the College's signature business and computer science programs.

Starting construction soon, the new LEED™ Plant Facilities and Physical Plant Shops will replace the existing outdated facility. The new, 17,275 square foot building will consolidate all M&O functions and provide office and support spaces. Project site improvements include a service yard, depressed truck dock area and sustainable landscaping.



WLAC is also undertaking a robust approach to storm water management. The Soccer Field Deep Dry Wells were recently added, and under construction is the Parking Lot 5 project that includes an underground infiltration system with a hydrodynamic separator for pretreatment of storm water. The new vegetated Baseball Field bioswales will collect water flowing from the east.

Currently in design, the new Dr. Morris J. Heldman Center will elevate the student experience. Sited in the heart of campus, the new approximately 69,000 square foot facility will include a library, classrooms, student services, offices, an event center, and exterior terraces to support student success.

Looking to the future, planning continues to demolish outdated bungalows and buildings and to modernize or replace underground infrastructure on the Culver City campus.

COLLEGE PROGRESS SUMMARY (December 2024)

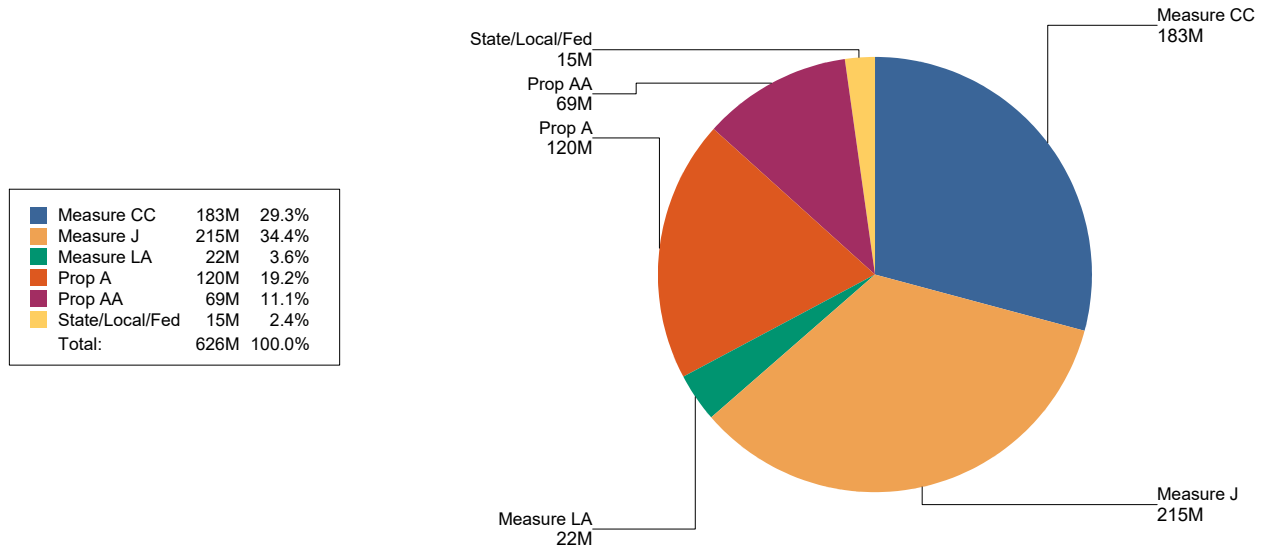
Sub Project Number	Sub Project Title	Sub Project Status	Const. % Complete	Academic Occupancy Date	Progress Summary
09W-919.00	Dr. Morris J. Heldman Center	In Design	0.00%	01/07/2030	3 DBE teams are moving forward to the RFP process. The RFP release is planned for Jan. 2025.
09W-942.00	New Plant Facilities and Physical Plant Shops	In Procurement	0.00%	10/26/2026	The White Paper for budget re-baselining is in review. Once this is approved the construction NTP will be issued. Anticipated construction start is the end of Jan. 2025.

West Los Angeles College

College Funding and Overall Budget

The budget allocation of \$625 million funded under Propositions A/AA, and Measure J/CC/LA, and State Contributions has been utilized to develop a revised College Master Plan, approved by the College shared governance community and the Community College Board of Trustees.

PROGRAM FUNDING



COLLEGE BUDGET

Cost Type "Bucket"	[a] Current Budget	[b] Contracted	[c] Expended	[d] Estimate at Completion	[e]=[a]-[d] Budget Variance
Program & Project Management	\$54,446,399	\$50,804,803	\$48,978,190	\$54,446,399	\$0
Land Acquisition	\$47,424,571	\$47,424,571	\$47,424,571	\$47,424,571	\$0
Asset, Move, Legal/Audit & Specialty	\$11,619,484	\$10,776,193	\$10,531,651	\$11,619,484	\$0
Furniture, Fixtures & Equipment	\$34,183,335	\$21,447,540	\$21,011,052	\$34,183,335	\$0
Owner's Reserve	\$0	\$0	\$0	\$0	\$0
Programming & Design	\$70,136,838	\$63,680,084	\$62,041,367	\$66,943,901	\$3,192,938
Construction	\$407,698,020	\$264,884,637	\$260,944,508	\$410,890,958	\$(3,192,938)
Total Budget	\$625,508,647	\$459,017,828	\$450,931,340	\$625,508,647	\$0

West Los Angeles College

Sub-Project List

SUB-PROJECTS						
Sub-Project ID	Project/Building Name	Status	[a] Current Budget	[b] Estimate at Completion	[c]=[a]-[b] Budget Variance	Academic Occupancy Date
09W-902.02	Demolition of Heldman Learning Resource Center	In Design	\$5,171,649	\$5,171,649	\$0	07/14/2030
09W-907.01	Demolition of Career Education A & B Buildings	In Design	\$3,847,005	\$3,847,005	\$0	02/20/2026
09W-914.01	Demolition of Science Center Building	In Design	\$588,722	\$588,722	\$0	12/22/2025
09W-914.02	Demolition of Green-Lath House Building	In Design	\$154,635	\$154,635	\$0	10/08/2025
09W-914.03	Demolition of Science Center Mechanical Building	In Design	\$200,649	\$200,649	\$0	12/22/2025
09W-917.01	Fine Arts B Building Partial Renovations	In Construction	\$12,342,379	\$12,342,379	\$0	06/02/2025
09W-919.00	Dr. Morris J. Heldman Center	In Design	\$115,679,469	\$115,679,469	\$0	01/07/2030
09W-919.01	New Green-Lath House Building	In Design	\$1,191,385	\$1,191,385	\$0	06/07/2027
09W-920.00	Dr. Morris J. Heldman Center Quad Area	In Design	\$13,440,740	\$13,440,740	\$0	08/26/2030
09W-942.00	New Plant Facilities and Physical Plant Shops	In Procurement	\$31,486,514	\$31,486,514	\$0	10/26/2026
09W-979.37	Demolition of Bungalows A9, A10, B1, B4, B5, B6, B7, B12 and T1	In Design	\$2,595,946	\$2,595,946	\$0	04/01/2026
09W-979.40	West Gas Line Repairs	In Design	\$1,261,359	\$1,261,359	\$0	10/03/2025
09W-983.02	Demolition of Plant Facilities A15	In Procurement	\$100,730	\$100,730	\$0	09/24/2027
09W-983.03	Demolition of Physical Plant Shop A16	In Procurement	\$294,490	\$294,490	\$0	09/24/2027
Total Active Subprojects			\$188,355,672	\$188,355,672	\$0	
Cancelled*			\$28,823,690	\$28,823,690	\$0	
Completed*			\$312,520,742	\$312,520,742	\$0	
Land Aquisition			\$47,594,818	\$47,594,818	\$0	
Master Plan			\$8,934,452	\$8,934,452	\$0	
Miscellaneous			\$8,984	\$8,984	\$0	
Procurement			\$64,863	\$64,863	\$0	
Support Services			\$39,205,427	\$39,205,427	\$0	
All Remaining Subprojects			\$437,152,975	\$437,152,975	\$0	
Total West Los Angeles College Subprojects			\$625,508,647	\$625,508,647	\$0	

*Completed and Cancelled Sub-Projects are Reference Exhibit B.

West Los Angeles College

Sub-Project/Building Level Detail

09W-902.02 - Demolition of Heldman Learning Resource Center

SUB-PROJECT PROFILE

OVERALL STATUS: In Design

DESCRIPTION: Demolition of existing Heldman Learning Resource Center (HLRC) building to make way for new construction.

DESIGN START

10/03/2022

NTP CONSTRUCTION

09/18/2029

SUBSTANTIAL COMPLETION

07/14/2030

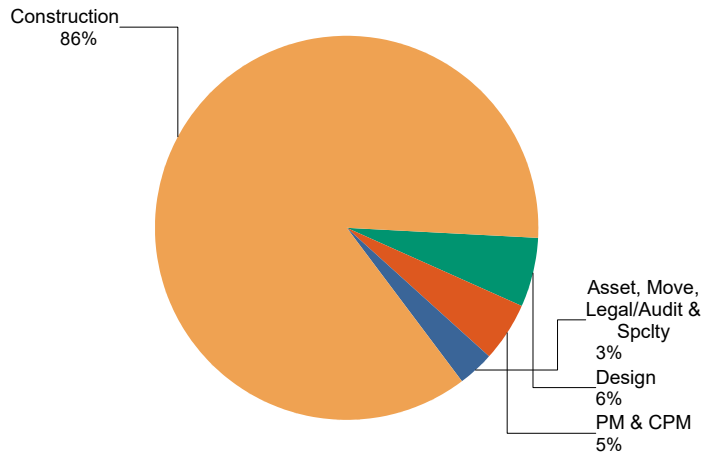
ACADEMIC OCCUPANCY

07/14/2030

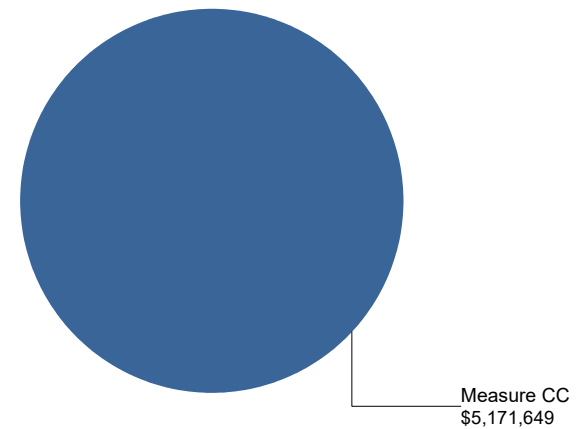
SUB-PROJECT COST BREAKDOWN

Cost Type "Bucket"	[a] Current Budget	[b] Contracted	[c] Expended	[d] Estimate at Completion	[e]=[a]-[d] Budget Variance
Asset, Move, Legal/Audit & Specialty	\$165,143	\$57,453	\$8,079	\$165,143	\$0
Construction	\$4,447,226	\$4,610	\$4,610	\$4,447,226	\$0
Program & Project Management	\$255,878	\$202,823	\$202,317	\$255,878	\$0
Programming & Design	\$303,402	\$121,813	\$119,343	\$303,402	\$0
Total Budget	\$5,171,649	\$386,700	\$334,349	\$5,171,649	\$0

Current Budget By Cost Type



Funding Source(s)



West Los Angeles College

Sub-Project/Building Level Detail

09W-907.01 - Demolition of Career Education A & B Buildings

SUB-PROJECT PROFILE

OVERALL STATUS: In Design

DESCRIPTION: Demolition of existing Career Education Building. New HLRC and demolition of other buildings under other project numbers to be prepared as a Campus Improvement Package.

DESIGN START

n/a

NTP CONSTRUCTION

06/26/2025

SUBSTANTIAL COMPLETION

02/20/2026

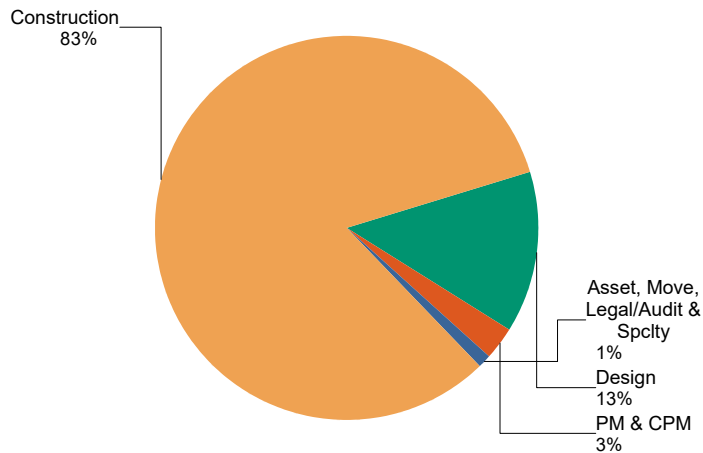
ACADEMIC OCCUPANCY

02/20/2026

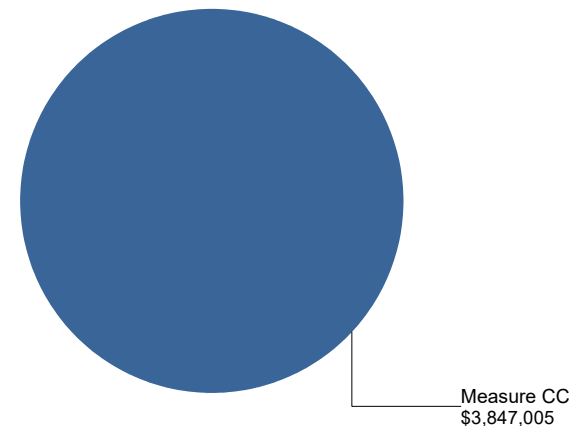
SUB-PROJECT COST BREAKDOWN

Cost Type "Bucket"	[a] Current Budget	[b] Contracted	[c] Expended	[d] Estimate at Completion	[e]=[a]-[d] Budget Variance
Asset, Move, Legal/Audit & Specialty	\$43,370	\$43,370	\$13,265	\$43,370	\$0
Construction	\$3,174,590	\$2,175	\$2,175	\$3,174,590	\$0
Program & Project Management	\$110,332	\$110,332	\$108,675	\$110,332	\$0
Programming & Design	\$518,714	\$440,876	\$294,129	\$518,714	\$0
Total Budget	\$3,847,005	\$596,752	\$418,244	\$3,847,005	\$0

Current Budget By Cost Type



Funding Source(s)



West Los Angeles College

Sub-Project/Building Level Detail

09W-914.01 - Demolition of Science Center Building

SUB-PROJECT PROFILE

OVERALL STATUS: In Design

DESCRIPTION: Demolition of the existing Science Center Building. New HLRC and demolition of other buildings under other project numbers to be prepared as a Campus Improvement Package.

DESIGN START

n/a

NTP CONSTRUCTION

06/26/2025

SUBSTANTIAL COMPLETION

12/22/2025

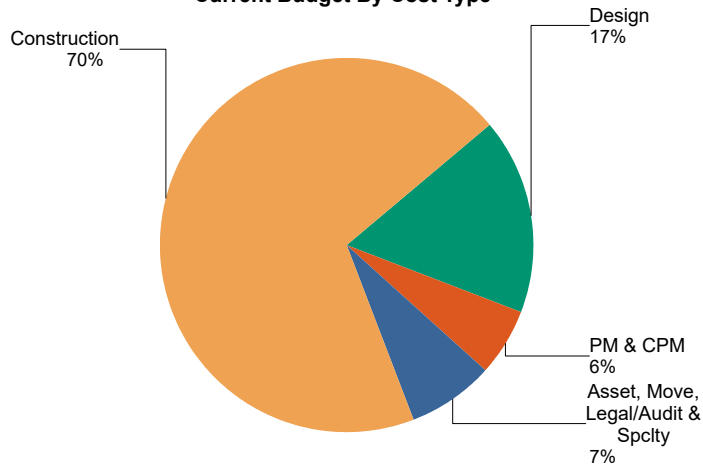
ACADEMIC OCCUPANCY

12/22/2025

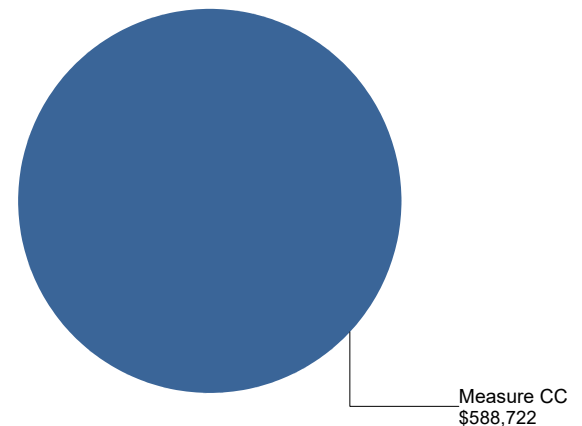
SUB-PROJECT COST BREAKDOWN

Cost Type "Bucket"	[a] Current Budget	[b] Contracted	[c] Expended	[d] Estimate at Completion	[e]=[a]-[d] Budget Variance
Asset, Move, Legal/Audit & Specialty	\$43,773	\$23,390	\$5,054	\$43,773	\$0
Construction	\$411,286	\$628	\$628	\$411,286	\$0
Program & Project Management	\$33,522	\$33,522	\$32,613	\$33,522	\$0
Programming & Design	\$100,141	\$94,833	\$54,803	\$100,141	\$0
Total Budget	\$588,722	\$152,373	\$93,098	\$588,722	\$0

Current Budget By Cost Type



Funding Source(s)



West Los Angeles College

Sub-Project/Building Level Detail

09W-914.02 - Demolition of Green-Lath House Building

SUB-PROJECT PROFILE

OVERALL STATUS: In Design

DESCRIPTION: Demolition of existing structure Green-Lath House Building. This structure was scheduled for renovation and is being demolished to make way for more efficient new construction.

DESIGN START

n/a

NTP CONSTRUCTION

06/26/2025

SUBSTANTIAL COMPLETION

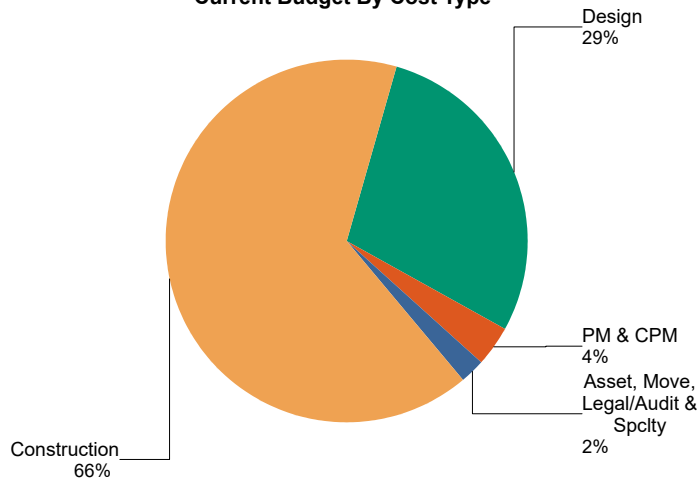
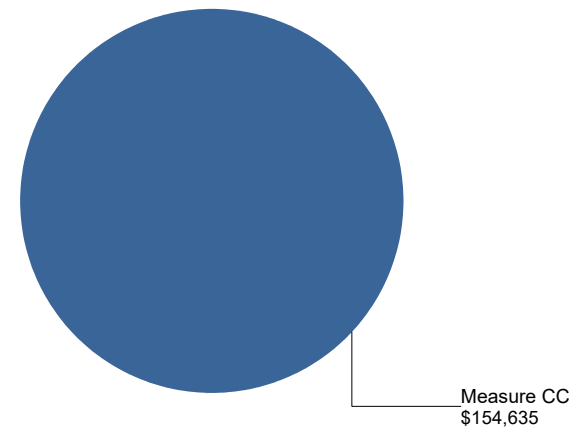
10/08/2025

ACADEMIC OCCUPANCY

10/08/2025

SUB-PROJECT COST BREAKDOWN

Cost Type "Bucket"	[a] Current Budget	[b] Contracted	[c] Expended	[d] Estimate at Completion	[e]=[a]-[d] Budget Variance
Asset, Move, Legal/Audit & Specialty	\$3,395	\$0	\$0	\$3,395	\$0
Construction	\$101,399	\$0	\$0	\$101,399	\$0
Program & Project Management	\$5,451	\$5,451	\$4,766	\$5,451	\$0
Programming & Design	\$44,391	\$35,850	\$33,985	\$44,391	\$0
Total Budget	\$154,635	\$41,301	\$38,751	\$154,635	\$0

Current Budget By Cost Type

Funding Source(s)


West Los Angeles College

Sub-Project/Building Level Detail

09W-914.03 - Demolition of Science Center Mechanical Building

SUB-PROJECT PROFILE

OVERALL STATUS: *In Design*

DESCRIPTION: Demolition of existing facilities and reconstruction of facilities scheduled for repair and upgrade may occur, if the Board determines that such an approach would be more cost-effective in creating more enhanced and operationally efficient campuses.

DESIGN START

n/a

NTP CONSTRUCTION

06/26/2025

SUBSTANTIAL COMPLETION

12/22/2025

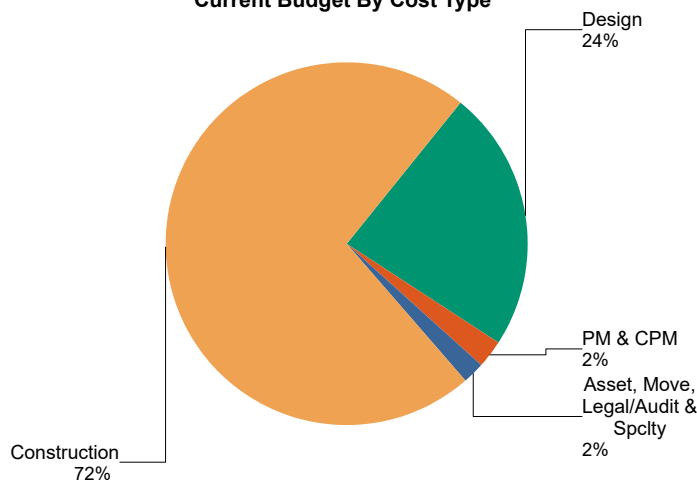
ACADEMIC OCCUPANCY

12/22/2025

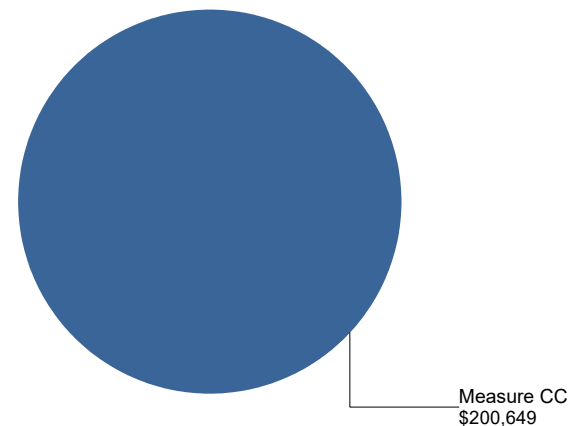
SUB-PROJECT COST BREAKDOWN

Cost Type "Bucket"	[a] Current Budget	[b] Contracted	[c] Expended	[d] Estimate at Completion	[e]=[a]-[d] Budget Variance
Asset, Move, Legal/Audit & Specialty	\$4,041	\$0	\$0	\$4,041	\$0
Construction	\$144,532	\$0	\$0	\$144,532	\$0
Program & Project Management	\$4,765	\$4,765	\$3,806	\$4,765	\$0
Programming & Design	\$47,310	\$36,729	\$35,564	\$47,310	\$0
Total Budget	\$200,649	\$41,495	\$39,370	\$200,649	\$0

Current Budget By Cost Type



Funding Source(s)



West Los Angeles College

Sub-Project/Building Level Detail

09W-917.01 - Fine Arts B Building Partial Renovations

SUB-PROJECT PROFILE

OVERALL STATUS: In Construction

DESCRIPTION: Partial renovations to portions of the Fine Arts building in order to accommodate staff displaced after demolition of bungalows and Career Education Building as part of the HLRC New Construction master plan.

DESIGN START

03/01/2021

NTP CONSTRUCTION

01/31/2023

SUBSTANTIAL COMPLETION

02/19/2025

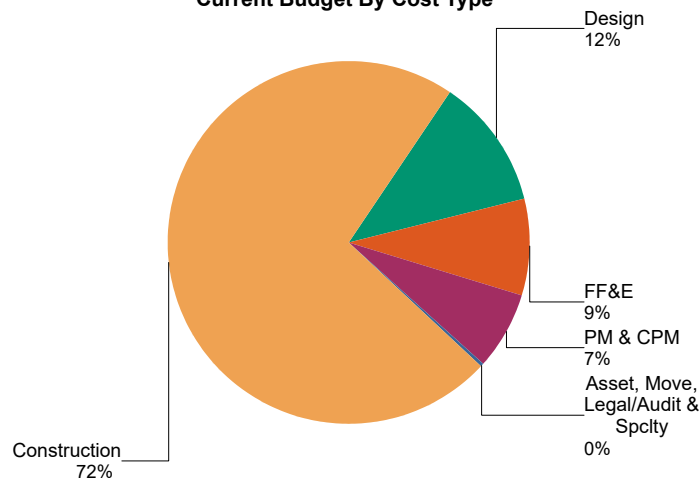
ACADEMIC OCCUPANCY

06/02/2025

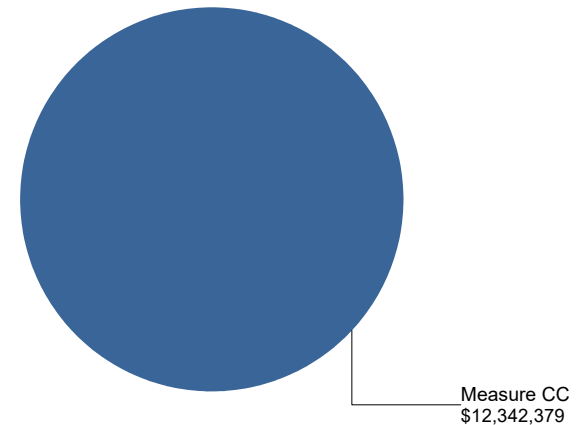
SUB-PROJECT COST BREAKDOWN

Cost Type "Bucket"	[a] Current Budget	[b] Contracted	[c] Expended	[d] Estimate at Completion	[e]=[a]-[d] Budget Variance
Asset, Move, Legal/Audit & Specialty	\$50,331	\$50,330	\$26,380	\$50,331	\$0
Construction	\$8,926,825	\$8,853,825	\$5,462,079	\$8,926,825	\$0
Furniture, Fixtures & Equipment	\$1,071,466	\$724,304	\$359,939	\$1,071,466	\$0
Program & Project Management	\$865,566	\$863,633	\$721,144	\$865,566	\$0
Programming & Design	\$1,428,192	\$1,407,679	\$1,242,047	\$1,428,192	\$0
Total Budget	\$12,342,379	\$11,899,770	\$7,811,588	\$12,342,379	\$0

Current Budget By Cost Type



Funding Source(s)



West Los Angeles College

Sub-Project/Building Level Detail

09W-919.00 - Dr. Morris J. Heldman Center

SUB-PROJECT PROFILE

OVERALL STATUS: In Design

DESCRIPTION: Multi-purpose, multi-level building consisting of approximately 47,755 ASF and 64,534 GSF (updated from the initial White Paper with information from the April 15, 2019 space utilization study completed by STIR Architecture) and will provide a primary telecommunications/data center, a learning resources center, student union, a library and various student support spaces. The New HLRC was called out in the previous White Paper under the name HLRC-New Construction.

DESIGN START

06/04/2025

NTP CONSTRUCTION

03/02/2027

SUBSTANTIAL COMPLETION

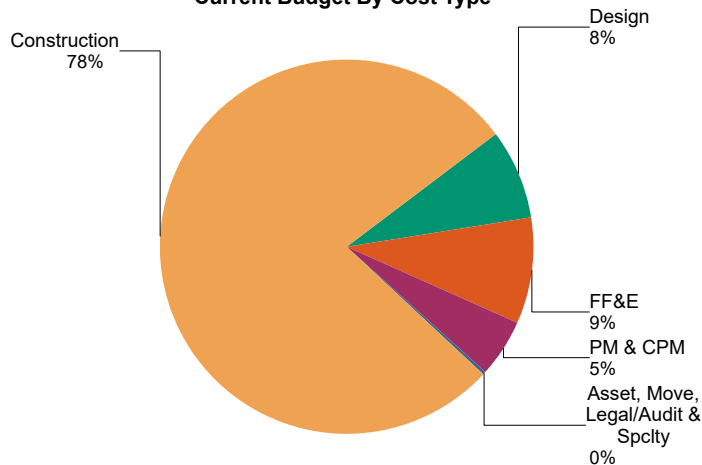
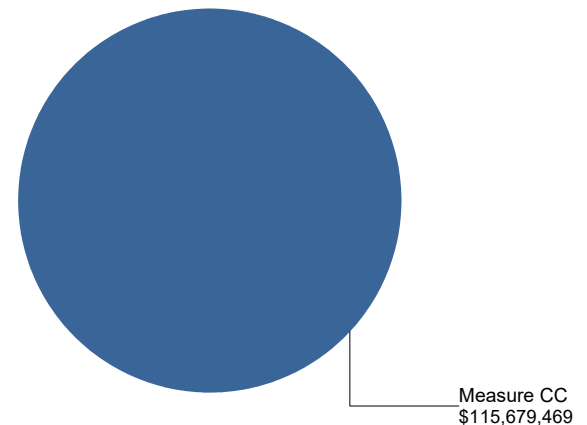
08/17/2029

ACADEMIC OCCUPANCY

01/07/2030

SUB-PROJECT COST BREAKDOWN

Cost Type "Bucket"	[a] Current Budget	[b] Contracted	[c] Expended	[d] Estimate at Completion	[e]=[a]-[d] Budget Variance
Asset, Move, Legal/Audit & Specialty	\$413,747	\$152,304	\$115,039	\$413,747	\$0
Construction	\$89,955,066	\$106,850	\$25,920	\$93,148,003	\$(3,192,938)
Furniture, Fixtures & Equipment	\$10,631,672	\$25,196	\$25,196	\$10,631,672	\$0
Program & Project Management	\$5,850,026	\$5,847,286	\$5,221,355	\$5,850,026	\$0
Programming & Design	\$8,828,957	\$4,157,984	\$3,709,862	\$5,636,020	\$3,192,938
Total Budget	\$115,679,469	\$10,289,619	\$9,097,372	\$115,679,469	\$0

Current Budget By Cost Type

Funding Source(s)


West Los Angeles College

Sub-Project/Building Level Detail

09W-919.01 - New Green-Lath House Building

SUB-PROJECT PROFILE

OVERALL STATUS: In Design

DESCRIPTION: Build new Green-Lath House in order to replace existing Blockhouse-Greenhouse planned for demolition. This will include minor structural, fire-life safety, accessibility and interior upgrades.

DESIGN START

12/19/2022

NTP CONSTRUCTION

04/02/2026

SUBSTANTIAL COMPLETION

01/26/2027

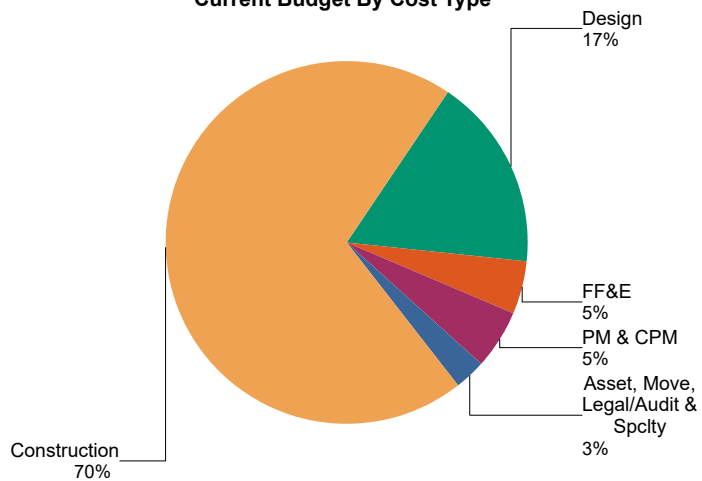
ACADEMIC OCCUPANCY

06/07/2027

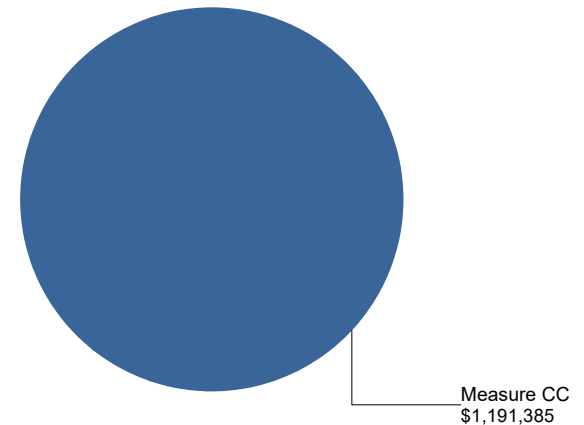
SUB-PROJECT COST BREAKDOWN

Cost Type "Bucket"	[a] Current Budget	[b] Contracted	[c] Expended	[d] Estimate at Completion	[e]=[a]-[d] Budget Variance
Asset, Move, Legal/Audit & Specialty	\$34,298	\$0	\$0	\$34,298	\$0
Construction	\$834,173	\$0	\$0	\$834,173	\$0
Furniture, Fixtures & Equipment	\$55,219	\$0	\$0	\$55,219	\$0
Program & Project Management	\$64,226	\$57,800	\$57,328	\$64,226	\$0
Programming & Design	\$203,470	\$162,807	\$44,226	\$203,470	\$0
Total Budget	\$1,191,385	\$220,607	\$101,554	\$1,191,385	\$0

Current Budget By Cost Type



Funding Source(s)



West Los Angeles College

Sub-Project/Building Level Detail

09W-920.00 - Dr. Morris J. Heldman Center Quad Area

SUB-PROJECT PROFILE

OVERALL STATUS: In Design

DESCRIPTION: Creation of quad area and gathering spaces in between new building construction and remaining existing buildings, including green spaces, concrete walkways, shade structures, drinking fountains and way-finding signage for the building and campus after reconfiguration. Replacement and repair of any and all pavement and structures damaged during the demolition of old buildings and utilities or construction of new buildings identified in the HLRC scope of work.

DESIGN START

10/03/2022

NTP CONSTRUCTION

09/18/2029

SUBSTANTIAL COMPLETION

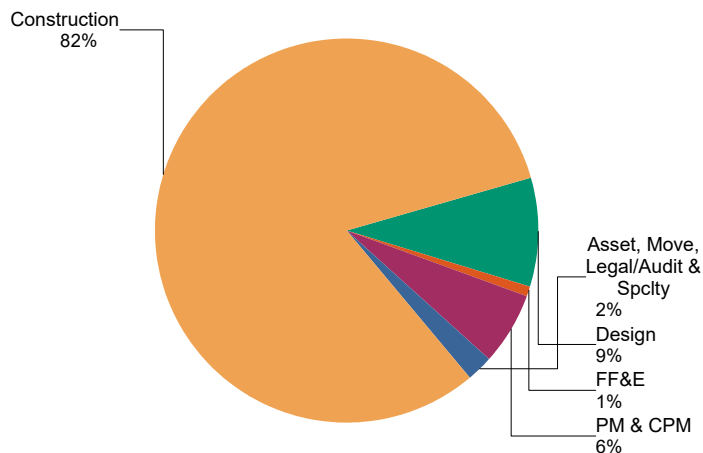
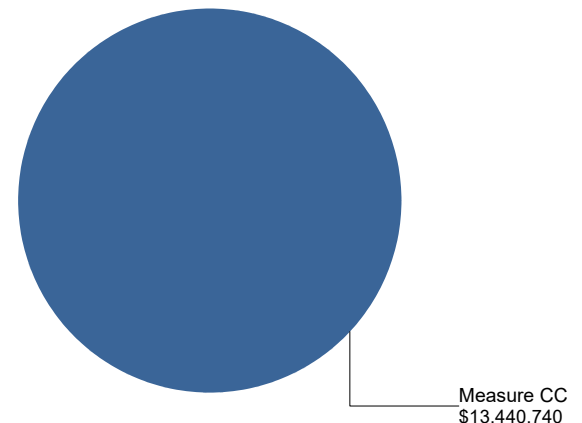
06/14/2030

ACADEMIC OCCUPANCY

08/26/2030

SUB-PROJECT COST BREAKDOWN

Cost Type "Bucket"	[a] Current Budget	[b] Contracted	[c] Expended	[d] Estimate at Completion	[e]=[a]-[d] Budget Variance
Asset, Move, Legal/Audit & Specialty	\$300,350	\$0	\$0	\$300,350	\$0
Construction	\$10,973,087	\$0	\$0	\$10,973,087	\$0
Furniture, Fixtures & Equipment	\$115,134	\$0	\$0	\$115,134	\$0
Program & Project Management	\$834,177	\$826,849	\$806,747	\$834,177	\$0
Programming & Design	\$1,217,991	\$370,990	\$370,990	\$1,217,991	\$0
Total Budget	\$13,440,740	\$1,197,839	\$1,177,738	\$13,440,740	\$0

Current Budget By Cost Type

Funding Source(s)


West Los Angeles College

Sub-Project/Building Level Detail

09W-942.00 - New Plant Facilities and Physical Plant Shops

SUB-PROJECT PROFILE

OVERALL STATUS: In Procurement

DESCRIPTION: Replace the existing Plant Facilities (Bungalow A15) and Physical Plant Shops (Bungalow A16) with a new Plant Facilities and Shops building, which will include 11,224 assignable square feet (ASF) to consolidate Maintenance and Operations functions and provides much needed storage space for shipping and receiving functions.

DESIGN START

09/01/2020

NTP CONSTRUCTION

02/24/2025

SUBSTANTIAL COMPLETION

10/26/2026

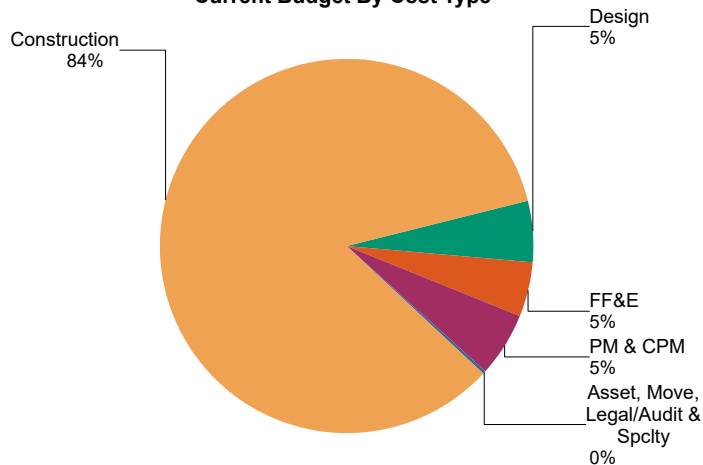
ACADEMIC OCCUPANCY

10/26/2026

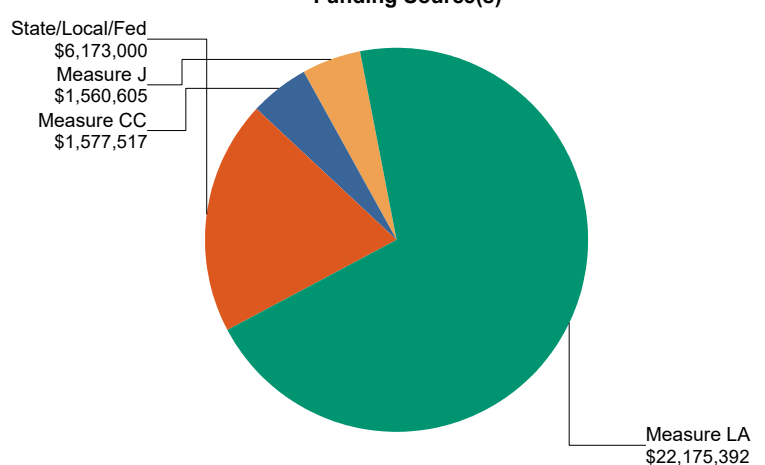
SUB-PROJECT COST BREAKDOWN

Cost Type "Bucket"	[a] Current Budget	[b] Contracted	[c] Expended	[d] Estimate at Completion	[e]=[a]-[d] Budget Variance
Asset, Move, Legal/Audit & Specialty	\$100,308	\$14,489	\$7,822	\$100,308	\$0
Construction	\$26,445,467	\$155,250	\$39,150	\$26,445,467	\$0
Furniture, Fixtures & Equipment	\$1,512,116	\$0	\$0	\$1,512,116	\$0
Program & Project Management	\$1,707,617	\$946,795	\$365,754	\$1,707,617	\$0
Programming & Design	\$1,721,007	\$1,384,793	\$1,159,718	\$1,721,007	\$0
Total Budget	\$31,486,514	\$2,501,327	\$1,572,443	\$31,486,514	\$0

Current Budget By Cost Type



Funding Source(s)



West Los Angeles College

Sub-Project/Building Level Detail

09W-979.37 - Demolition of Bungalows A9, A10, B1, B4, B5, B6, B7, B12 and T1

SUB-PROJECT PROFILE

OVERALL STATUS: *In Design*

DESCRIPTION: Demolition of Bungalows A9, A10, B1, B4, B5, B6, B7, B12 and T1 (previously misidentified as T-2). New HLRC and demolition of other buildings under other project numbers to be prepared as a Campus Improvement Package.

DESIGN START

n/a

NTP CONSTRUCTION

06/26/2025

SUBSTANTIAL COMPLETION

04/01/2026

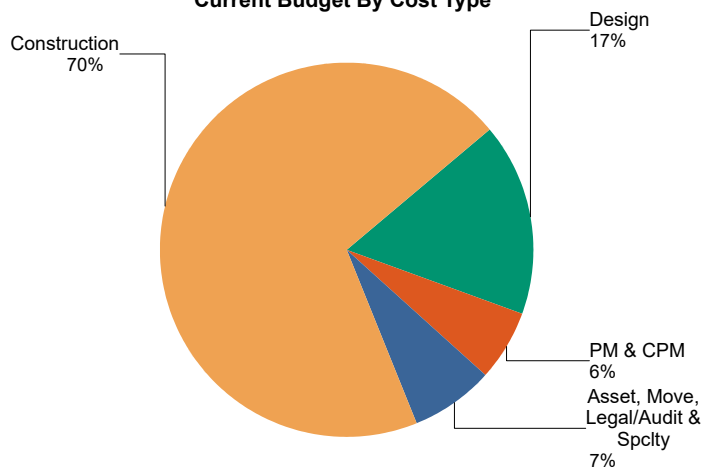
ACADEMIC OCCUPANCY

04/01/2026

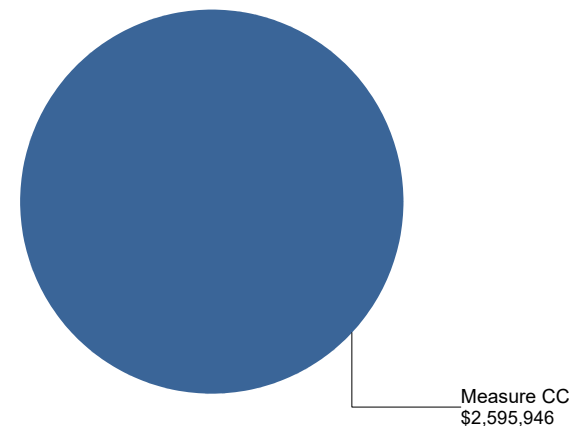
SUB-PROJECT COST BREAKDOWN

Cost Type "Bucket"	[a] Current Budget	[b] Contracted	[c] Expended	[d] Estimate at Completion	[e]=[a]-[d] Budget Variance
Asset, Move, Legal/Audit & Specialty	\$183,941	\$182,739	\$120,739	\$183,941	\$0
Construction	\$1,817,149	\$1,127	\$1,127	\$1,817,149	\$0
Program & Project Management	\$157,043	\$146,148	\$139,178	\$157,043	\$0
Programming & Design	\$437,813	\$368,813	\$146,203	\$437,813	\$0
Total Budget	\$2,595,946	\$698,827	\$407,247	\$2,595,946	\$0

Current Budget By Cost Type



Funding Source(s)



West Los Angeles College

Sub-Project/Building Level Detail

09W-979.40 - West Gas Line Repairs

SUB-PROJECT PROFILE

OVERALL STATUS: *In Design*
DESCRIPTION: Replace old and non-conforming gas lines at West Los Angeles College.

DESIGN START

04/15/2021

NTP CONSTRUCTION

04/07/2025

SUBSTANTIAL COMPLETION

10/03/2025

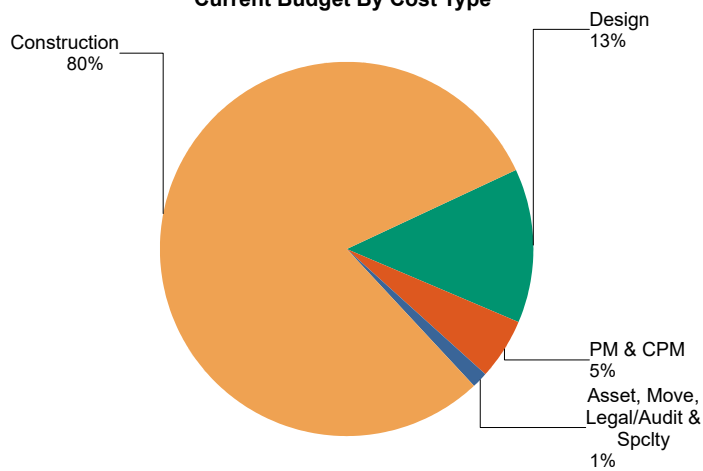
ACADEMIC OCCUPANCY

10/03/2025

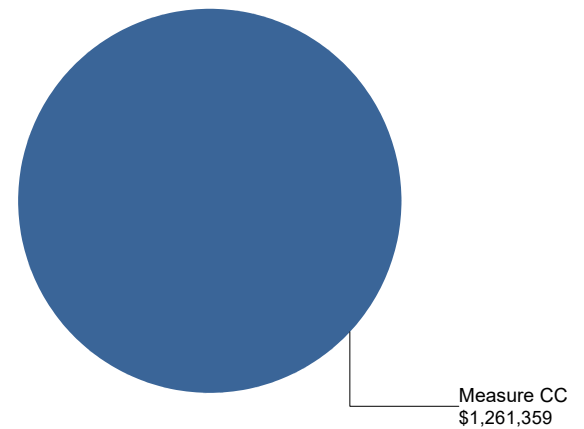
SUB-PROJECT COST BREAKDOWN

Cost Type "Bucket"	[a] Current Budget	[b] Contracted	[c] Expended	[d] Estimate at Completion	[e]=[a]-[d] Budget Variance
Asset, Move, Legal/Audit & Specialty	\$16,477	\$0	\$0	\$16,477	\$0
Construction	\$1,010,314	\$0	\$0	\$1,010,314	\$0
Program & Project Management	\$67,998	\$62,618	\$62,598	\$67,998	\$0
Programming & Design	\$166,569	\$128,032	\$81,319	\$166,569	\$0
Total Budget	\$1,261,359	\$190,650	\$143,917	\$1,261,359	\$0

Current Budget By Cost Type



Funding Source(s)



West Los Angeles College

Sub-Project/Building Level Detail

09W-983.02 - Demolition of Plant Facilities A15

SUB-PROJECT PROFILE

OVERALL STATUS: In Procurement

DESCRIPTION: Demolish Building A15.

DESIGN START

09/01/2020

NTP CONSTRUCTION

03/29/2027

SUBSTANTIAL COMPLETION

09/24/2027

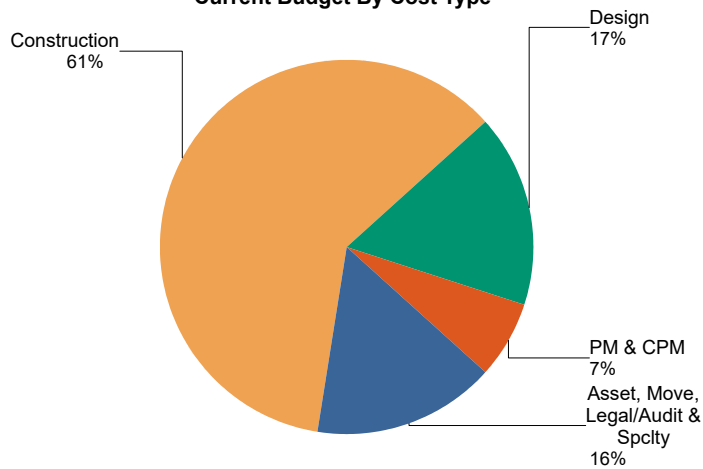
ACADEMIC OCCUPANCY

09/24/2027

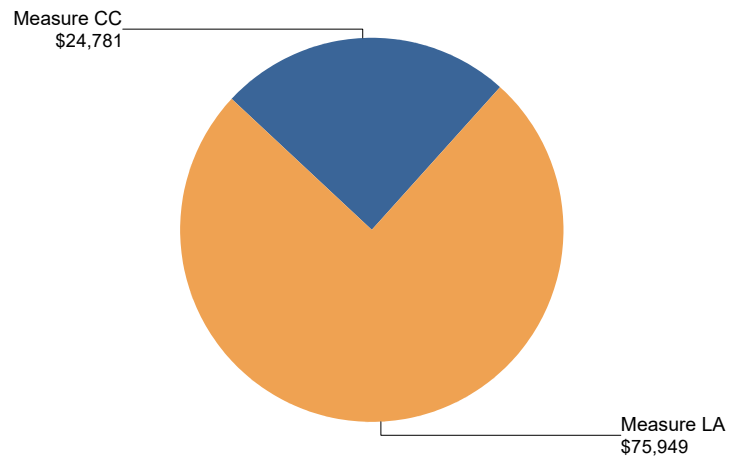
SUB-PROJECT COST BREAKDOWN

Cost Type "Bucket"	[a] Current Budget	[b] Contracted	[c] Expended	[d] Estimate at Completion	[e]=[a]-[d] Budget Variance
Asset, Move, Legal/Audit & Specialty	\$15,942	\$15,942	\$4,276	\$15,942	\$0
Construction	\$61,234	\$0	\$0	\$61,234	\$0
Program & Project Management	\$6,746	\$652	\$652	\$6,746	\$0
Programming & Design	\$16,808	\$15,860	\$0	\$16,808	\$0
Total Budget	\$100,730	\$32,454	\$4,928	\$100,730	\$0

Current Budget By Cost Type



Funding Source(s)



West Los Angeles College

Sub-Project/Building Level Detail

09W-983.03 - Demolition of Physical Plant Shop A16

SUB-PROJECT PROFILE

OVERALL STATUS: In Procurement

DESCRIPTION: Demolish Building A16.

DESIGN START

09/01/2020

NTP CONSTRUCTION

03/29/2027

SUBSTANTIAL COMPLETION

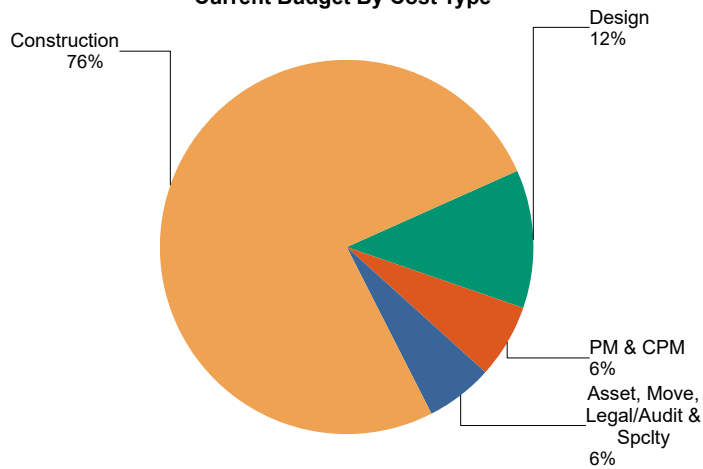
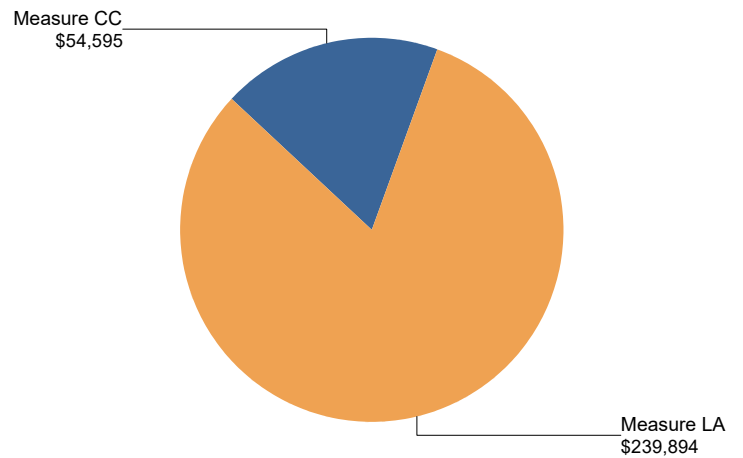
09/24/2027

ACADEMIC OCCUPANCY

09/24/2027

SUB-PROJECT COST BREAKDOWN

Cost Type "Bucket"	[a] Current Budget	[b] Contracted	[c] Expended	[d] Estimate at Completion	[e]=[a]-[d] Budget Variance
Asset, Move, Legal/Audit & Specialty	\$16,933	\$16,933	\$11,753	\$16,933	\$0
Construction	\$223,580	\$0	\$0	\$223,580	\$0
Program & Project Management	\$18,497	\$2,162	\$2,162	\$18,497	\$0
Programming & Design	\$35,480	\$28,079	\$289	\$35,480	\$0
Total Budget	\$294,490	\$47,174	\$14,204	\$294,490	\$0

Current Budget By Cost Type

Funding Source(s)


West Los Angeles College Exhibit A

Exhibit A West Los Angeles College Budget Transfer Log

West Los Angeles College

Sub-Project/Building Level Budget Transfer Log

Proj Ref	Project/Building Name	Established Budget	Current Budget	Variance	Approved Date
09W-902.02	Demolition of Heldman Learning Resource Center	\$4,277,890	\$4,277,890		08/13/2018
			\$4,746,529	\$468,639	02/24/2021
			\$5,171,649	\$425,120	02/24/2022
09W-907.01	Demolition of Career Education A & B Buildings	\$1,718,681	\$1,718,681		08/13/2018
			\$2,046,655	\$327,973	02/24/2021
			\$3,847,005	\$1,800,350	02/24/2022
09W-914.01	Demolition of Science Center Building	\$515,697	\$515,697		08/13/2018
			\$621,840	\$106,142	02/24/2021
			\$588,722	\$(33,117)	02/24/2022
09W-914.02	Demolition of Green-Lath House Building	\$101,110	\$101,110		02/24/2021
			\$154,635	\$53,524	02/24/2022
09W-914.03	Demolition of Science Center Mechanical Building	\$88,400	\$88,400		02/24/2021
			\$200,649	\$112,249	02/24/2022
09W-917.01	Fine Arts B Building Partial Renovations	\$12,079,453	\$12,079,453		02/25/2021
			\$11,189,829	\$(889,624)	03/07/2023
			\$12,342,379	\$1,152,549	09/06/2024
09W-919.00	Dr. Morris J. Heldman Center	\$66,110,473	\$66,110,473		08/13/2018
			\$100,702,054	\$34,591,580	02/23/2021
			\$115,679,469	\$14,977,415	02/24/2022
09W-919.01	New Green-Lath House Building	\$1,191,385	\$1,191,385		02/24/2021
09W-920.00	Dr. Morris J. Heldman Center Quad Area	\$15,473,981	\$15,473,981		02/24/2021
			\$13,440,740	\$(2,033,241)	02/24/2022
09W-942.00	New Plant Facilities and Physical Plant Shops	\$711,332	\$711,332		07/20/2020
			\$1,984,450	\$1,273,117	03/03/2021
			\$2,177,450	\$193,000	04/01/2021
			\$1,984,450	\$(193,000)	04/06/2021
			\$2,022,517	\$38,067	11/12/2021
			\$7,750,517	\$5,728,000	04/18/2024
			\$9,311,122	\$1,560,605	05/03/2024
			\$31,486,514	\$22,175,392	05/10/2024

Budget transfers performed to reflect campus project re-prioritization of the strategic execution plan.

West Los Angeles College

Sub-Project/Building Level Budget Transfer Log

Proj Ref	Project/Building Name	Established Budget	Current Budget	Variance	Approved Date
09W-979.37	Demolition of Bungalows A9, A10, B1, B4, B5, B6, B7, B1:	\$2,377,259	\$2,377,259		08/13/2018
			\$2,913,144	\$535,884	02/24/2021
			\$2,595,946	\$(317,197)	02/24/2022
09W-979.40	West Gas Line Repairs	\$1,261,359	\$1,261,359		11/30/2020
09W-983.02	Demolition of Plant Facilities A15	\$3,791	\$3,791		07/17/2020
			\$24,781	\$20,990	03/17/2021
			\$100,730	\$75,948	04/26/2024
09W-983.03	Demolition of Physical Plant Shop A16	\$19,900	\$19,900		07/17/2020
			\$54,595	\$34,695	03/10/2021
			\$294,490	\$239,894	05/01/2024

Budget transfers performed to reflect campus project re-prioritization of the strategic execution plan.

West Los Angeles College

Exhibit B

Exhibit B

West Los Angeles College

Non-Active and Non-Pending Subprojects

West Los Angeles College

Non Active and Non-Pending Sub-Projects

Cancelled		Current Budget	EAC	Funding Variance
09W-901.02	Science and Math Building - Renovation for Allied Health	\$62,290	\$62,290	\$0
09W-902.01	Heldman Learning Resource Center Renovation - Phase 2	\$170,175	\$170,175	\$0
09W-914.00	Science Center Renovation	\$48,647	\$48,647	\$0
09W-917.00	Fine Arts Building Renovation - Omni - Acoustical Performance I	\$38,276	\$38,276	\$0
09W-940.01	Athletic Fields with Mitigations	\$302,790	\$302,790	\$0
09W-943.00	New Facilities Storage Building	\$43,080	\$43,080	\$0
09W-948.01	Plant Facilities Storage Shelving Installation	\$0	\$0	\$0
09W-949.01	North Parking Structure and PV Farm - Construction	\$580,971	\$580,971	\$0
09W-950.00	Watson Center	\$7,768,033	\$7,768,033	\$0
09W-951.00	Technology Learning Center	\$18,235,916	\$18,235,916	\$0
09W-953.00	Central Plant Ph. II - Mini CP Allied Health Watson Ctr	\$7,571	\$7,571	\$0
09W-957.00	Student Union	\$69,873	\$69,873	\$0
09W-958.00	FA/CE/ATA Renovation	\$1,427,577	\$1,427,577	\$0
09W-973.01	RWGPL - Widen Stocker Road	\$45,895	\$45,895	\$0
09W-979.09	Campus Improvements - Main Campus Entry	\$17,785	\$17,785	\$0
09W-979.31	Campus Wide Fire Alarm Monitoring Upgrade	\$0	\$0	\$0
09W-979.35	Campus Wide Security Upgrade	\$0	\$0	\$0
09W-979.36	Demolition of Temporary & Obsolete Facilities - Building B1	\$4,809	\$4,809	\$0
		\$28,823,690	\$28,823,690	\$0
Completed		Current Budget	EAC	Funding Variance
09W-901.00	Science and Math Building	\$60,995,468	\$60,995,468	\$0
09W-901.01	Science and Math Building - Energy Infrastructure Improvement	\$340,532	\$340,532	\$0
09W-901.03	Math and Science Building A Partial Renovation	\$4,212,496	\$4,212,496	\$0
09W-902.00	Heldman Learning Resource Center	\$4,114,853	\$4,114,853	\$0
09W-904.01	Student Services Building - General	\$36,579,394	\$36,579,394	\$0
09W-904.03	Student Services Building	\$195,283	\$195,283	\$0
09W-904.04	Student Services Building Partial Renovation	\$5,701,258	\$5,701,258	\$0
09W-905.00	Parking Structure - Lot 8	\$26,288,048	\$26,288,048	\$0
09W-907.00	Career Education Renovation	\$320,499	\$320,499	\$0
09W-909.00	Entertainment Media Arts	\$184,532	\$184,532	\$0
09W-912.00	General Classroom	\$28,148,582	\$28,148,582	\$0
09W-915.00	Science Building - Renovation: Fume Hoods	\$47,085	\$47,085	\$0
09W-916.00	Performing Arts Amphitheater	\$789,781	\$789,781	\$0
09W-918.00	Plant Operations and Storage Facilities	\$140,790	\$140,790	\$0
09W-940.00	Allied Health and Wellness Center - Design	\$16,161,544	\$16,161,544	\$0
09W-941.00	Physical Education & Dance	\$814,527	\$814,527	\$0
09W-948.00	Plant Facilities Center	\$3,511,647	\$3,511,647	\$0
09W-949.00	North Parking Structure and PV Farm - Design	\$9,873,817	\$9,873,817	\$0
09W-951.01	Technology Learning Center 2	\$30,427,269	\$30,427,269	\$0
09W-951.02	Technology Learning Center 2 IT Room Power Upgrade	\$166,358	\$166,358	\$0
09W-952.00	Campus Entry Signage	\$676,241	\$676,241	\$0
09W-959.00	West LA Transportation Project	\$512,016	\$512,016	\$0
09W-972.00	Campus Improvements - Call for Assistance Phones	\$265,811	\$265,811	\$0

West Los Angeles College

Non Active and Non-Pending Sub-Projects

Completed		Current Budget	EAC	Funding Variance
09W-972.02	EMERGENCY-LIGHT FIRE SEC	\$31,155	\$31,155	\$0
09W-973.02	Tree Buffer Landscape	\$244,142	\$244,142	\$0
09W-973.03	Campus Wide Paving Upgrade	\$124,475	\$124,475	\$0
09W-974.00	Campus Improvements - Signage for Safety and Public Informat	\$315,266	\$315,266	\$0
09W-976.01	Demolition of Temporary and /or Obsolete Facilities (Child Day C	\$135,087	\$135,087	\$0
09W-977.02	Temporary Facilities - Relocation, Acquisition - Campus	\$2,618,653	\$2,618,653	\$0
09W-979.01	Campus Improvements - Athletic Complex	\$4,829,401	\$4,829,401	\$0
09W-979.02	Central Plant Phase 1	\$11,731,452	\$11,731,452	\$0
09W-979.03	Campus Improvements - Bleachers and Restroom and Locker F	\$2,521,658	\$2,521,658	\$0
09W-979.04	Campus Improvements - South Entry Plaza	\$1,563,963	\$1,563,963	\$0
09W-979.05	Campus Improvements - Site Furniture	\$71,583	\$71,583	\$0
09W-979.06	Campus Improvements - Street Improvements	\$4,100,134	\$4,100,134	\$0
09W-979.07	Campus Improvements - Entry Green	\$985,298	\$985,298	\$0
09W-979.10	Campus Improvements - Walkways, Demolition, Temporary Con	\$23,850	\$23,850	\$0
09W-979.13	Campus Improvements - IT Renovations	\$138,987	\$138,987	\$0
09W-979.14	Campus Improvements - Site and Lower Albert Vera Repairs	\$427,971	\$427,971	\$0
09W-979.15	Campus Improvements - Men's P.E. Building Renovations	\$180,632	\$180,632	\$0
09W-979.23	Campus Improvements - Recycling Center and Irrigation System	\$633,949	\$633,949	\$0
09W-979.24	Campus Improvements - Soccer Field/Baseball Field/Parking	\$595,311	\$595,311	\$0
09W-979.26	CAM. IMP. PEDESTRIAN MALL	\$1,888,679	\$1,888,679	\$0
09W-979.27	Campus Improvements - IT Renovation Phase 2	\$577,317	\$577,317	\$0
09W-979.28	Campus Improvement- Street Improvements Upper Fire Service	\$577,569	\$577,569	\$0
09W-979.29	Infrastructure Bus Route Turn Around	\$623,614	\$623,614	\$0
09W-979.30	Campus Improvement- Street Improvements Lower Fire Service	\$846,855	\$846,855	\$0
09W-979.32	Campus Wide Fiber Optic Backbone	\$230,995	\$230,995	\$0
09W-979.33	Demolition of Temporary & Obsolete Facilities	\$4,053,101	\$4,053,101	\$0
09W-979.34	Central Plant Phase 2	\$1,738,482	\$1,738,482	\$0
09W-979.38	Campus-wide Mechanical Deficiencies and Hydronic Leaks	\$1,086,599	\$1,086,599	\$0
09W-979.39	Campus Improvements - Physical Education Complex (Door Br	\$44,406	\$44,406	\$0
09W-981.02	Second Access Road	\$13,715,647	\$13,715,647	\$0
09W-981.03	EIR (Temporary Haul Road)	\$895,743	\$895,743	\$0
09W-982.00	Diane E. Watson Center	\$24,029,247	\$24,029,247	\$0
09W-983.01	Demolition of Temporary Noise Walls (Noise Blankets)	\$446,498	\$446,498	\$0
09W-983.04	Demolition of Facilities Warehouse Tent	\$25,191	\$25,191	\$0
		\$312,520,742	\$312,520,742	\$0
Support Services		Current Budget	EAC	Funding Variance
09W-954.00	Video Conference	\$0	\$0	\$0
09W-956.01	DW-SCANNING & CODING	\$346	\$346	\$0
09W-989.00	Campus Program Management - Asset Assessment and Move I	\$457,547	\$457,547	\$0
09W-990.00	Campus Program Management - Program Management Service	\$9,565,985	\$9,565,985	\$0
09W-990.OCIP	West - OCIP	\$1,385,563	\$1,385,563	\$0
09W-991.00	Campus Program Management - Project Management Services	\$21,817,409	\$21,817,409	\$0
09W-992.00	Campus Program Management - Reimbursables	\$66,547	\$66,547	\$0

West Los Angeles College

Non Active and Non-Pending Sub-Projects

Support Services		Current Budget	EAC	Funding Variance
09W-993.00	Campus Program Management - Legal Services	\$1,024,826	\$1,024,826	\$0
09W-994.00	Campus Program Management - Performance/Financial Auditing	\$280,780	\$280,780	\$0
09W-995.00	Campus Program Management - Consulting Services	\$4,520,303	\$4,520,303	\$0
09W-996.00	Campus Program Management	\$39,425	\$39,425	\$0
09W-997.00	Campus Program Management - Election Costs - Prop A	\$46,695	\$46,695	\$0
09W-999.00	Campus Program Management - Owner's Reserve	\$0	\$0	\$0
09W-9PR.00	Program Reserve 2017 Release - West	\$0	\$0	\$0
		\$39,205,427	\$39,205,427	\$0
Land Aquisition		Current Budget	EAC	Funding Variance
09W-978.00	Land Acquisition - 10100 Property	\$47,594,818	\$47,594,818	\$0
		\$47,594,818	\$47,594,818	\$0
Master Plan		Current Budget	EAC	Funding Variance
09W-960.04	Space Utilization	\$91,949	\$91,949	\$0
09W-970.00	Master Planning	\$5,656,898	\$5,656,898	\$0
09W-979.00	Campus Improvements - Grandstand and Restrooms	\$9,646	\$9,646	\$0
09W-980.00	Master Planning -Site Survey & Infrastructure Studies	\$777,130	\$777,130	\$0
09W-981.00	Master Planning - Environmental Impact Report (EIR)	\$2,387,823	\$2,387,823	\$0
09W-983.00	Master Planning - Soil Testing	\$11,008	\$11,008	\$0
		\$8,934,452	\$8,934,452	\$0
Procurement		Current Budget	EAC	Funding Variance
09W-954.01	Waterless Urinals	\$64,508	\$64,508	\$0
09W-955.02	Bulk Purchase - Power tools	\$65	\$65	\$0
09W-955.03	Bulk Purchase - ATHLET/FIT EQUIPMENT	\$3	\$3	\$0
09W-955.04	Bulk Purchase - Musical Instruments	\$277	\$277	\$0
09W-955.05	Video Conference Equipment	\$0	\$0	\$0
09W-955.06	Bulk Purchase - CHILD DEV CTR F&E	\$10	\$10	\$0
		\$64,863	\$64,863	\$0
Miscellaneous		Current Budget	EAC	Funding Variance
09W-904.02	Student Services Building - Photovoltaic	\$7,789	\$7,789	\$0
09W-979.16	Campus Improvements - Temporary Parking Lot A	\$1,195	\$1,195	\$0
		\$8,984	\$8,984	\$0

West Los Angeles College

Exhibit C

Exhibit C

West Los Angeles College

Budget Transfer Log (2014 thru 2017 Rebaseline)

College Project Central Services

College Building Program Overview

Central Services funds are allocated for bidding, insurance, legal, accounting and other related costs directly supporting College Projects. Previously paid by the District then reallocated to the colleges, outcomes from implementing Proposition A/AA bond projects drove a change to separately budgeted and controlled Central Services fund accounts.



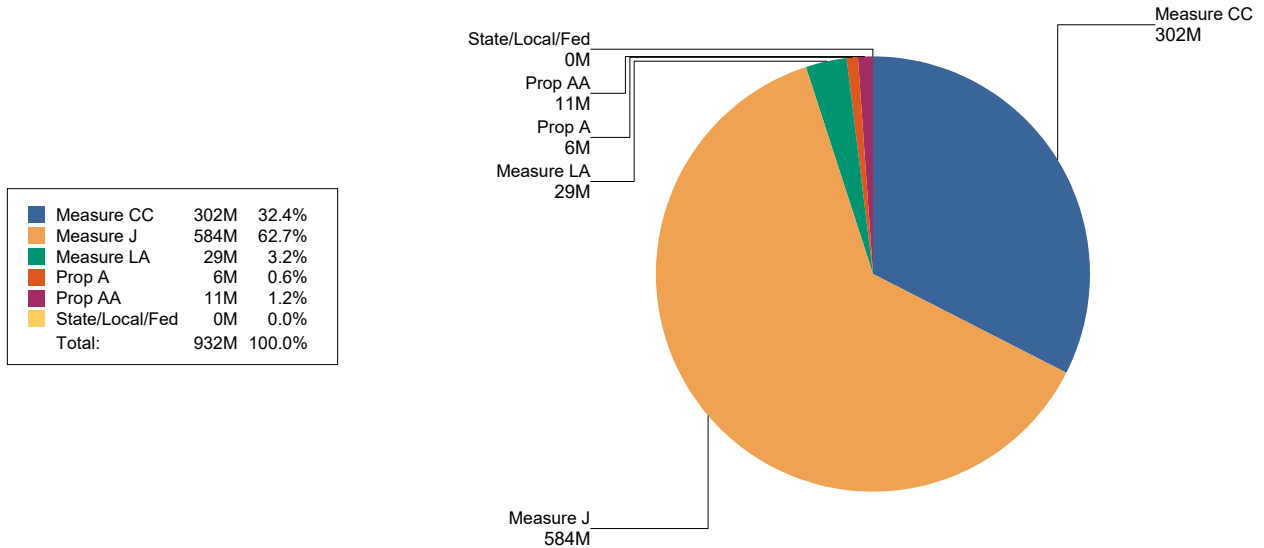
COLLEGE PROGRESS SUMMARY (December 2024)

Sub Project Number	Sub Project Title	Sub Project Status	Const. % Complete	Academic Occupancy Date	Progress Summary
--------------------	-------------------	--------------------	-------------------	-------------------------	------------------

College Project Central Services

College Funding and Overall Budget

PROGRAM FUNDING



COLLEGE BUDGET

Cost Type "Bucket"	[a] Current Budget	[b] Contracted	[c] Expended	[d] Estimate at Completion	[e]=[a]-[d] Budget Variance
Land Acquisition	\$579	\$579	\$579	\$579	\$0
Programming & Design	\$10,525,061	\$9,871,178	\$9,055,546	\$10,558,745	\$(33,684)
Furniture, Fixtures & Equipment	\$32,492,285	\$21,707,635	\$21,475,936	\$32,490,794	\$1,491
Program & Project Management	\$494,734,644	\$446,919,778	\$430,037,344	\$494,822,273	\$(87,628)
Construction	\$155,036,393	\$125,764,551	\$113,249,946	\$155,666,688	\$(630,294)
Asset, Move, Legal/Audit & Specialty	\$238,742,093	\$193,980,217	\$181,973,281	\$237,991,978	\$750,116
Total Budget	\$931,531,056	\$798,243,938	\$755,792,632	\$931,531,056	\$0

College Project Central Services

Sub-Project List

SUPPORT SERVICES

Project Rollup ID	Project/Building Name	[a] Current Budget	[b] Estimate at Completion	[c]=[a]-[b] Budget Variance
10D-090	Program Holding/Suspense Account	\$1,269,973	\$1,269,973	\$0
10D-J87	OCIP	\$15,665	\$15,665	\$0
40J-J10	Resource and Recovery	\$7,602,155	\$7,602,155	\$0
40J-J21	Website and Digital Media	\$874,000	\$874,000	\$0
40J-J28	Program Planning Support	\$5,000,000	\$5,000,000	\$0
40J-J55	FF & E	\$1,875,864	\$1,875,864	\$0
40J-J55	Fixtures Furniture and Equipment	\$39,621,088	\$39,621,088	\$0
40J-J84	Facilities Equipment Asset Management	\$3,419,380	\$3,419,380	\$0
40J-J84	Specialty Consulting	\$466,720	\$466,720	\$0
40J-J85	Real Estate Services	\$1,000,000	\$1,000,000	\$0
40J-J86	Legal	\$66,752,865	\$66,752,865	\$0
40J-J87	OCIP	\$126,759,963	\$126,759,963	\$0
40J-J88	Asset Management	\$35,927,742	\$35,927,742	\$0
40J-J89	Move Management	\$70,814,144	\$70,814,144	\$0
40J-J90	Program Management	\$403,008,974	\$403,008,974	\$0
40J-J91	Project Management	\$1,389,667	\$1,389,667	\$0
40J-J92	Corporate Center	\$4,116,451	\$4,116,451	\$0
40J-J94	Audit	\$19,025,028	\$19,025,028	\$0
40J-J95	Specialty Consulting	\$120,151,137	\$120,151,137	\$0
40J-JPVJOBS	Asset Management- PVJOBS	\$22,440,241	\$22,440,241	\$0
Total Subprojects		\$931,531,056	\$931,531,056	\$0
Total College Project Central Services Subprojects		\$931,531,056	\$931,531,056	\$0

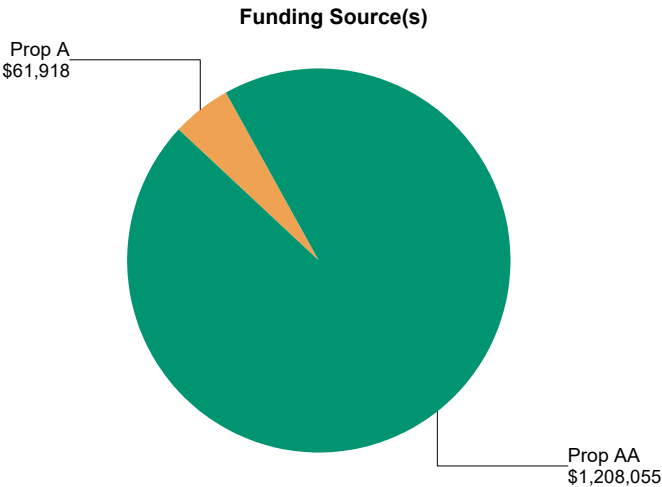
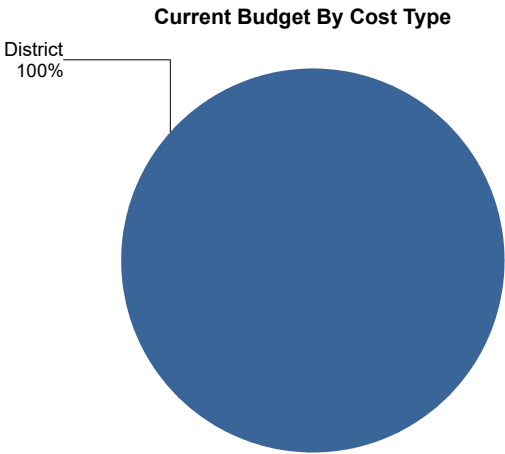
College Project Central Services

Sub-Project/Building Level Detail

10D-090 - Program Holding/Suspense Account

SUB-PROJECT PROFILE		OVERALL STATUS:
DESCRIPTION:	This is an suspense account in which financial information on the general ledger are held temporarily until sufficient information is available for the charges to be posted to the correct project.	
DESIGN START	NTP CONSTRUCTION	SUBSTANTIAL COMPLETION
ACADEMIC OCCUPANCY		
n/a		

PROJECT COST BREAKDOWN					
Cost Type "Bucket"	[a] Current Budget	[b] Contracted	[c] Expended	[d] Estimate at Completion	[e]=[a]-[d] Budget Variance
Program Holding/Suspense Account - District	\$1,269,973	\$1,269,973	\$1,269,973	\$1,269,973	\$0
Total Budget	\$1,269,973	\$1,269,973	\$1,269,973	\$1,269,973	\$0



College Project Central Services

Sub-Project/Building Level Detail

10D-J87 - OCIP
SUB-PROJECT PROFILE
OVERALL STATUS:

DESCRIPTION:

DESIGN START

NTP CONSTRUCTION

SUBSTANTIAL COMPLETION

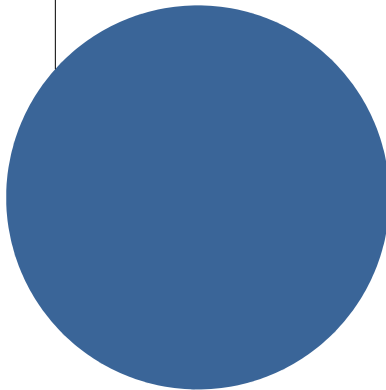
ACADEMIC OCCUPANCY

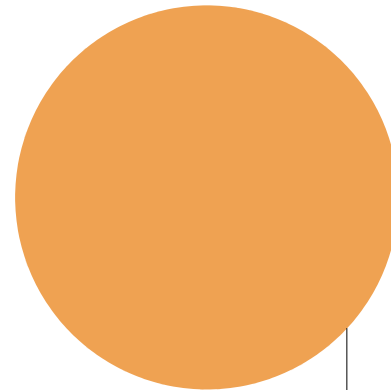
n/a

PROJECT COST BREAKDOWN

Cost Type "Bucket"	[a] Current Budget	[b] Contracted	[c] Expended	[d] Estimate at Completion	[e]=[a]-[d] Budget Variance
OCIP - District	\$15,665	\$15,665	\$15,665	\$15,665	\$0
Total Budget	\$15,665	\$15,665	\$15,665	\$15,665	\$0

Current Budget By Cost Type

 District
100%

Funding Source(s)

 Prop AA
\$15,665


College Project Central Services

Sub-Project/Building Level Detail

40J-J10 - Resource and Recovery

SUB-PROJECT PROFILE

OVERALL STATUS:

DESCRIPTION:

DESIGN START

NTP CONSTRUCTION

SUBSTANTIAL COMPLETION

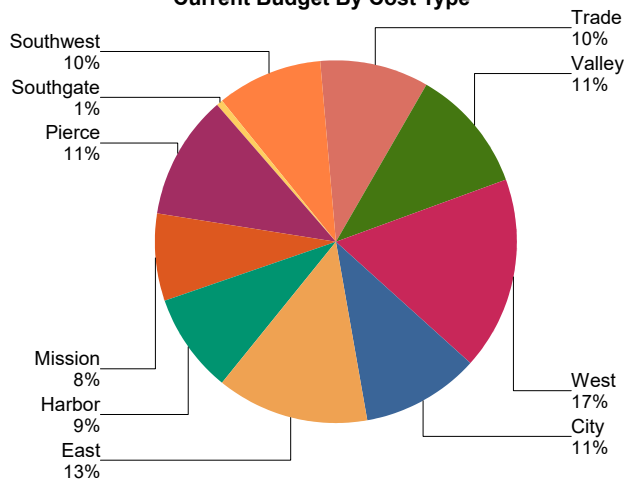
ACADEMIC OCCUPANCY

n/a

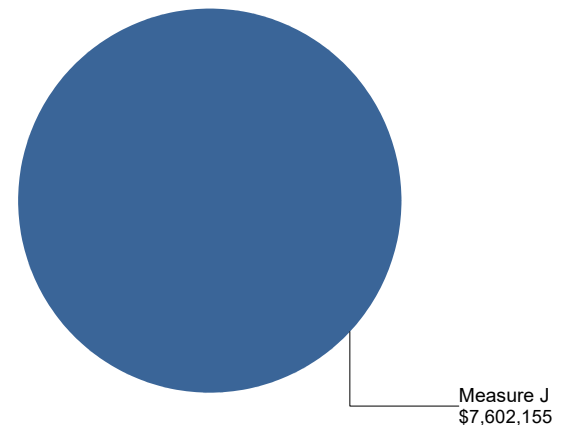
PROJECT COST BREAKDOWN

Cost Type "Bucket"	[a] Current Budget	[b] Contracted	[c] Expended	[d] Estimate at Completion	[e]=[a]-[d] Budget Variance
Resource and Recovery - City	\$809,398	\$809,398	\$809,398	\$809,398	\$0
Resource and Recovery - Southwest	\$722,421	\$722,421	\$722,421	\$722,421	\$0
Resource and Recovery - Trade	\$723,133	\$723,133	\$723,133	\$723,133	\$0
Resource and Recovery - Harbor	\$678,238	\$678,238	\$678,238	\$678,238	\$0
Resource and Recovery - Pierce	\$845,350	\$845,350	\$845,350	\$845,350	\$0
Resource and Recovery - Southgate	\$43,628	\$43,628	\$43,628	\$43,628	\$0
Resource and Recovery - West	\$1,301,468	\$1,301,468	\$1,301,468	\$1,301,468	\$0
Resource and Recovery - East	\$1,017,543	\$1,017,543	\$1,017,543	\$1,017,543	\$0
Resource and Recovery - Mission	\$602,723	\$602,723	\$602,723	\$602,723	\$0
Resource and Recovery - Valley	\$858,254	\$858,254	\$858,254	\$858,254	\$0
Total Budget	\$7,602,155	\$7,602,155	\$7,602,155	\$7,602,155	\$0

Current Budget By Cost Type



Funding Source(s)



College Project Central Services

Sub-Project/Building Level Detail

40J-J21 - Website and Digital Media

SUB-PROJECT PROFILE

OVERALL STATUS:

DESCRIPTION:

DESIGN START

NTP CONSTRUCTION

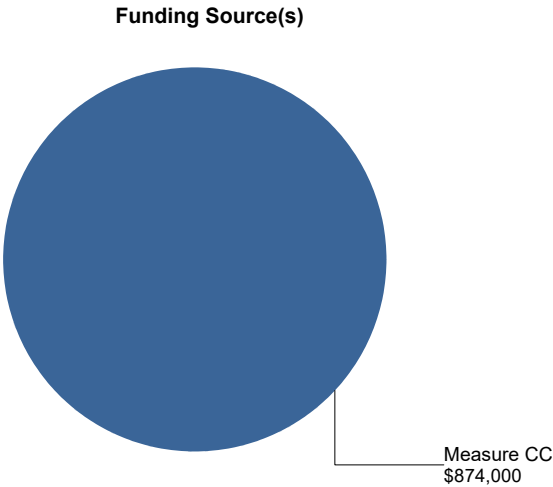
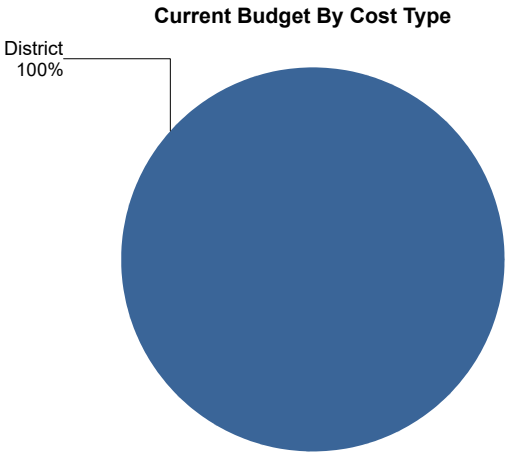
SUBSTANTIAL COMPLETION

ACADEMIC OCCUPANCY

n/a

PROJECT COST BREAKDOWN

Cost Type "Bucket"	[a] Current Budget	[b] Contracted	[c] Expended	[d] Estimate at Completion	[e]=[a]-[d] Budget Variance
Website and Digital Media - District	\$874,000	\$149,658	\$133,808	\$874,000	\$0
Total Budget	\$874,000	\$149,658	\$133,808	\$874,000	\$0



College Project Central Services

Sub-Project/Building Level Detail

40J-J28 - Program Planning Support

SUB-PROJECT PROFILE

OVERALL STATUS:

DESCRIPTION:

DESIGN START

NTP CONSTRUCTION

SUBSTANTIAL COMPLETION

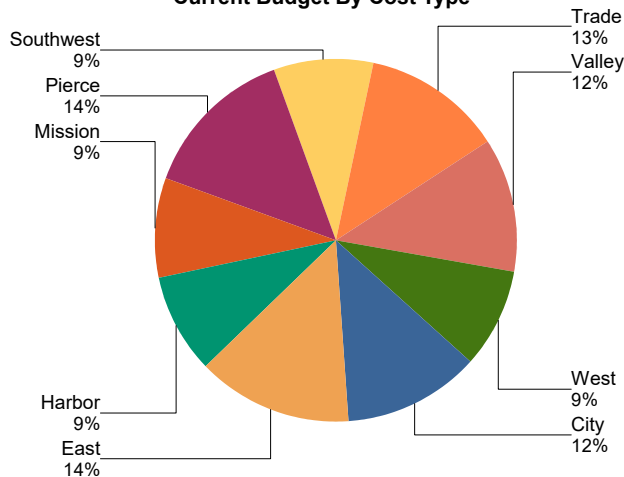
ACADEMIC OCCUPANCY

n/a

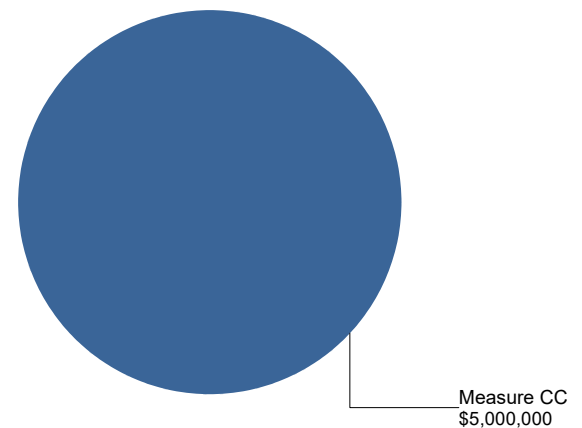
PROJECT COST BREAKDOWN

Cost Type "Bucket"	[a] Current Budget	[b] Contracted	[c] Expended	[d] Estimate at Completion	[e]=[a]-[d] Budget Variance
Program Planning Support - City	\$617,000	\$555,300	\$89,410	\$617,000	\$0
Program Planning Support - Pierce	\$699,500	\$629,550	\$101,365	\$699,500	\$0
Program Planning Support - Harbor	\$447,000	\$402,300	\$64,775	\$447,000	\$0
Program Planning Support - Mission	\$440,500	\$396,450	\$63,833	\$440,500	\$0
Program Planning Support - East	\$686,000	\$617,400	\$99,409	\$686,000	\$0
Program Planning Support - Southwest	\$441,500	\$397,350	\$63,978	\$441,500	\$0
Program Planning Support - West	\$439,000	\$395,100	\$63,646	\$439,000	\$0
Program Planning Support - Trade	\$625,500	\$562,950	\$90,642	\$625,500	\$0
Program Planning Support - Valley	\$604,000	\$543,600	\$87,526	\$604,000	\$0
Total Budget	\$5,000,000	\$4,500,000	\$724,586	\$5,000,000	\$0

Current Budget By Cost Type



Funding Source(s)



College Project Central Services

Sub-Project/Building Level Detail

40J-J55 - Fixtures Furniture and Equipment

SUB-PROJECT PROFILE

OVERALL STATUS:

DESCRIPTION:

DESIGN START

NTP CONSTRUCTION

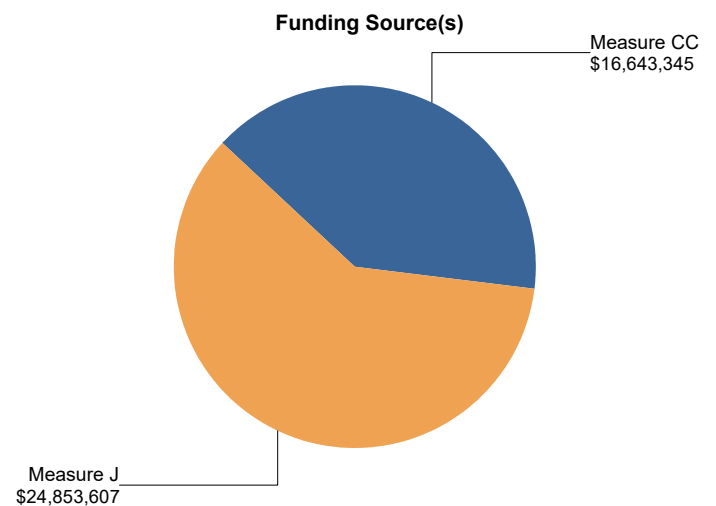
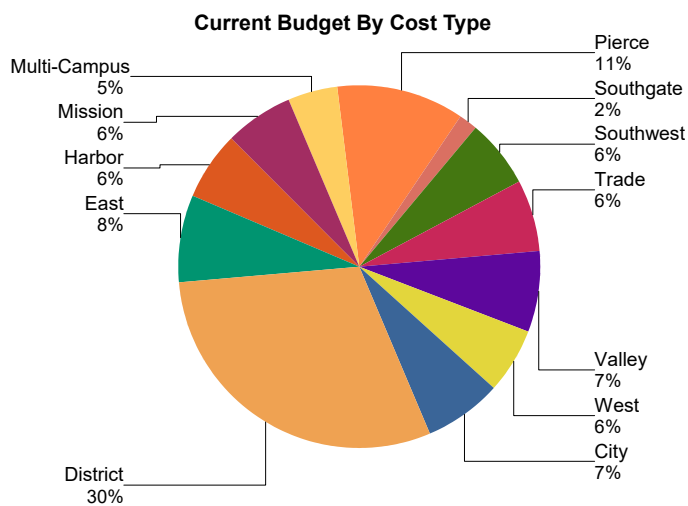
SUBSTANTIAL COMPLETION

ACADEMIC OCCUPANCY

n/a

PROJECT COST BREAKDOWN

Cost Type "Bucket"	[a] Current Budget	[b] Contracted	[c] Expended	[d] Estimate at Completion	[e]=[a]-[d] Budget Variance
Fixtures Furniture and Equipment - East	\$3,200,187	\$2,199,813	\$2,163,379	\$3,200,187	\$0
FF & E - Multi-Campus	\$1,875,864	\$0	\$0	\$1,875,864	\$0
Fixtures Furniture and Equipment - Harbor	\$2,549,716	\$2,146,925	\$2,036,194	\$2,549,716	\$0
Fixtures Furniture and Equipment - Mission	\$2,461,914	\$1,876,645	\$1,847,142	\$2,461,914	\$0
Fixtures Furniture and Equipment - District	\$12,489,995	\$5,256,831	\$4,898,159	\$12,489,995	\$0
Fixtures Furniture and Equipment - Southgate	\$641,993	\$641,993	\$641,935	\$641,993	\$0
Fixtures Furniture and Equipment - Southwest	\$2,573,908	\$2,028,171	\$1,996,118	\$2,573,908	\$0
Fixtures Furniture and Equipment - Trade	\$2,615,969	\$1,860,094	\$1,820,454	\$2,615,969	\$0
Fixtures Furniture and Equipment - Valley	\$3,006,508	\$1,911,323	\$1,871,216	\$3,006,508	\$0
Fixtures Furniture and Equipment - City	\$2,878,983	\$2,121,617	\$2,102,714	\$2,878,983	\$0
Fixtures Furniture and Equipment - Pierce	\$4,762,497	\$3,850,541	\$3,804,443	\$4,762,497	\$0
Fixtures Furniture and Equipment - West	\$2,439,417	\$1,904,437	\$1,870,402	\$2,439,417	\$0
Total Budget	\$41,496,952	\$25,798,387	\$25,052,154	\$41,496,952	\$0



College Project Central Services

Sub-Project/Building Level Detail

40J-J84 - Facilities Equipment Asset Management

SUB-PROJECT PROFILE

OVERALL STATUS:

DESCRIPTION:

DESIGN START

NTP CONSTRUCTION

SUBSTANTIAL COMPLETION

ACADEMIC OCCUPANCY

n/a

PROJECT COST BREAKDOWN

Cost Type "Bucket"	[a] Current Budget	[b] Contracted	[c] Expended	[d] Estimate at Completion	[e]=[a]-[d] Budget Variance
Facilities Equipment Asset Management - City	\$411,675	\$244,088	\$166,754	\$411,675	\$0
Facilities Equipment Asset Management - East	\$457,713	\$271,384	\$185,402	\$457,713	\$0
Facilities Equipment Asset Management - Multi-Campus	\$550,000	\$101,620	\$101,620	\$550,000	\$0
Facilities Equipment Asset Management - Harbor	\$298,247	\$176,835	\$120,808	\$298,247	\$0
Facilities Equipment Asset Management - Southwest	\$294,578	\$174,659	\$119,322	\$294,578	\$0
Facilities Equipment Asset Management - Trade	\$417,346	\$247,450	\$169,051	\$417,346	\$0
Facilities Equipment Asset Management - West	\$292,910	\$173,670	\$118,646	\$292,910	\$0
Facilities Equipment Asset Management - Mission	\$293,910	\$174,264	\$119,052	\$293,910	\$0
Facilities Equipment Asset Management - Valley	\$403,001	\$238,945	\$163,240	\$403,001	\$0
Specialty Consulting - Pierce	\$466,720	\$276,725	\$189,050	\$466,720	\$0
Total Budget	\$3,886,100	\$2,079,640	\$1,452,945	\$3,886,100	\$0

College Project Central Services Sub-Project/Building Level Detail

40J-J84 - Facilities Equipment Asset Management

SUB-PROJECT PROFILE

OVERALL STATUS:

DESCRIPTION:

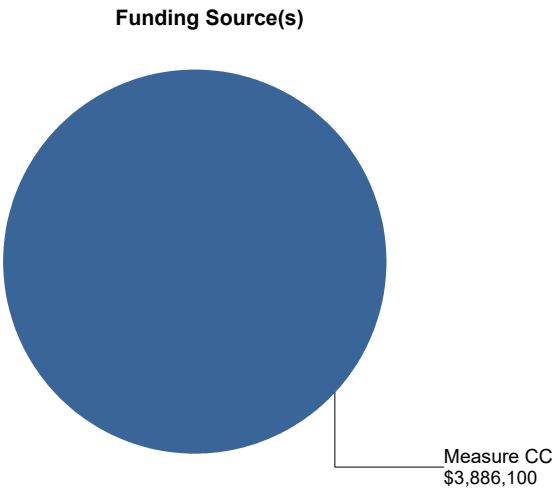
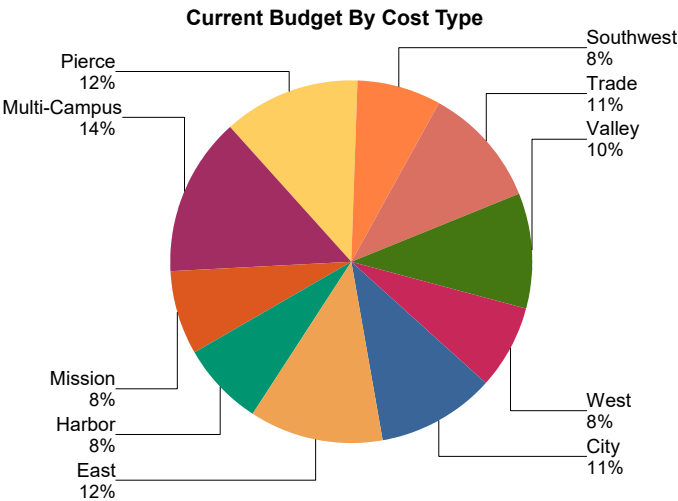
DESIGN START

NTP CONSTRUCTION

SUBSTANTIAL COMPLETION

ACADEMIC OCCUPANCY

n/a



College Project Central Services

Sub-Project/Building Level Detail

40J-J85 - Real Estate Services

SUB-PROJECT PROFILE

OVERALL STATUS:

DESCRIPTION:

DESIGN START

NTP CONSTRUCTION

SUBSTANTIAL COMPLETION

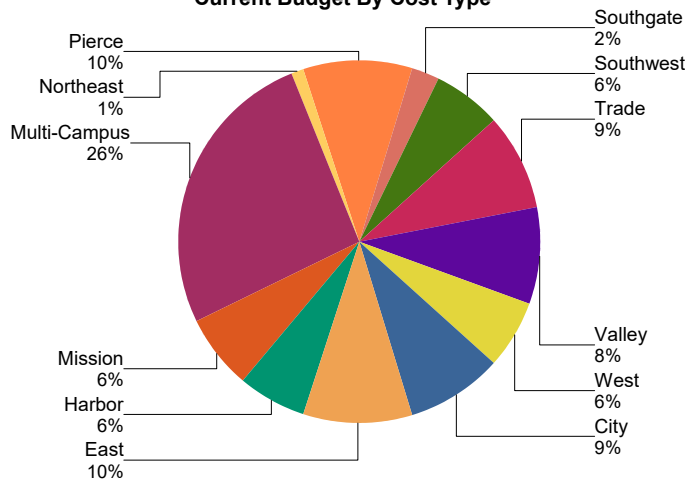
ACADEMIC OCCUPANCY

n/a

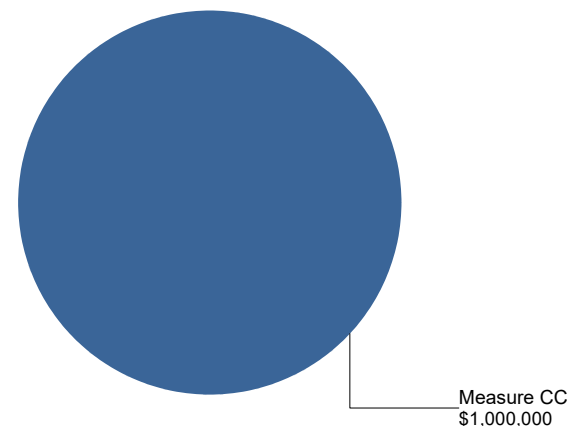
PROJECT COST BREAKDOWN

Cost Type "Bucket"	[a] Current Budget	[b] Contracted	[c] Expended	[d] Estimate at Completion	[e]=[a]-[d] Budget Variance
Real Estate Services - City	\$86,481	\$86,481	\$44,189	\$86,728	\$(247)
Real Estate Services - Trade	\$87,673	\$87,673	\$44,798	\$87,923	\$(250)
Real Estate Services - Multi-Campus	\$261,522	\$0	\$0	\$259,522	\$2,000
Real Estate Services - Southgate	\$22,408	\$22,408	\$6,560	\$22,408	\$0
Real Estate Services - Pierce	\$98,045	\$98,045	\$50,098	\$98,325	\$(280)
Real Estate Services - Southwest	\$61,882	\$61,882	\$31,620	\$62,059	\$(177)
Real Estate Services - Valley	\$84,659	\$84,659	\$43,258	\$84,901	\$(242)
Real Estate Services - West	\$61,532	\$61,532	\$31,441	\$61,708	\$(176)
Real Estate Services - Northeast	\$12,500	\$12,500	\$0	\$12,500	\$0
Real Estate Services - East	\$96,153	\$96,153	\$49,131	\$96,427	\$(274)
Real Estate Services - Harbor	\$62,653	\$62,653	\$32,014	\$62,832	\$(179)
Real Estate Services - Mission	\$64,492	\$64,492	\$34,298	\$64,668	\$(176)
Total Budget	\$1,000,000	\$738,478	\$367,408	\$1,000,000	\$0

Current Budget By Cost Type



Funding Source(s)



College Project Central Services

Sub-Project/Building Level Detail

40J-J86 - Legal

SUB-PROJECT PROFILE

OVERALL STATUS:

DESCRIPTION:

DESIGN START

NTP CONSTRUCTION

SUBSTANTIAL COMPLETION

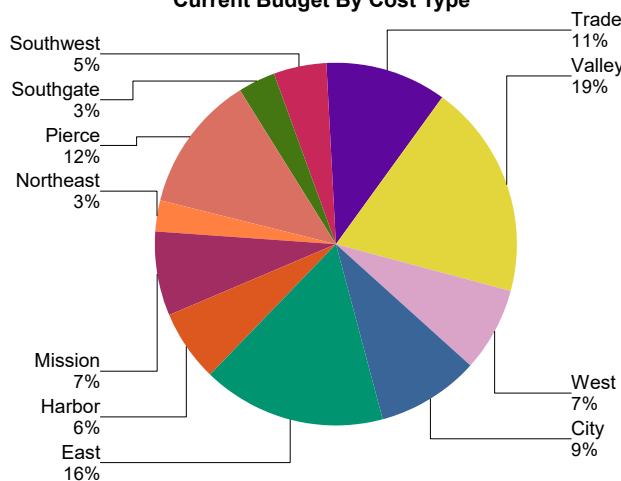
ACADEMIC OCCUPANCY

n/a

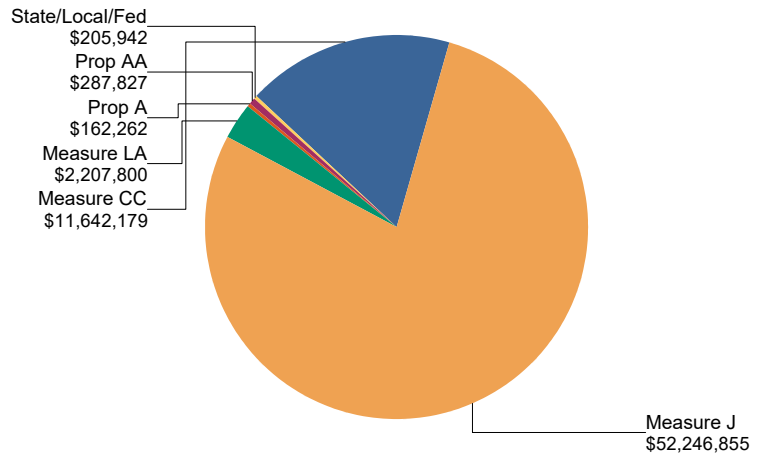
PROJECT COST BREAKDOWN

Cost Type "Bucket"	[a] Current Budget	[b] Contracted	[c] Expended	[d] Estimate at Completion	[e]=[a]-[d] Budget Variance
Legal - Southwest	\$3,169,531	\$2,887,134	\$2,887,121	\$3,169,531	\$0
Legal - Multi-Campus	\$0	\$0	\$0	\$0	\$0
Legal - Northeast	\$1,894,675	\$1,603,624	\$1,603,624	\$1,894,675	\$0
Legal - Pierce	\$8,210,676	\$7,984,316	\$7,984,295	\$8,210,676	\$0
Legal - Trade	\$7,298,820	\$7,007,448	\$7,007,429	\$7,298,820	\$0
Legal - Mission	\$4,978,821	\$4,584,574	\$4,584,561	\$4,978,821	\$0
Legal - Valley	\$12,838,935	\$10,110,835	\$10,110,816	\$12,791,672	\$47,263
Legal - West	\$4,931,926	\$4,818,843	\$4,818,830	\$4,953,586	\$(21,660)
Legal - Southgate	\$2,097,833	\$1,626,191	\$1,626,191	\$2,097,833	\$0
Legal - City	\$6,110,953	\$5,396,345	\$5,396,478	\$6,110,953	\$0
Legal - District	\$0	\$0	\$0	\$0	\$0
Legal - East	\$10,979,190	\$10,427,527	\$10,427,506	\$11,004,793	\$(25,603)
Legal - Harbor	\$4,241,504	\$3,823,922	\$3,823,908	\$4,241,504	\$0
Total Budget	\$66,752,865	\$60,270,758	\$60,270,758	\$66,752,865	\$0

Current Budget By Cost Type



Funding Source(s)



College Project Central Services

Sub-Project/Building Level Detail

40J-J87 - OCIP

SUB-PROJECT PROFILE

OVERALL STATUS:

DESCRIPTION:

DESIGN START

NTP CONSTRUCTION

SUBSTANTIAL COMPLETION

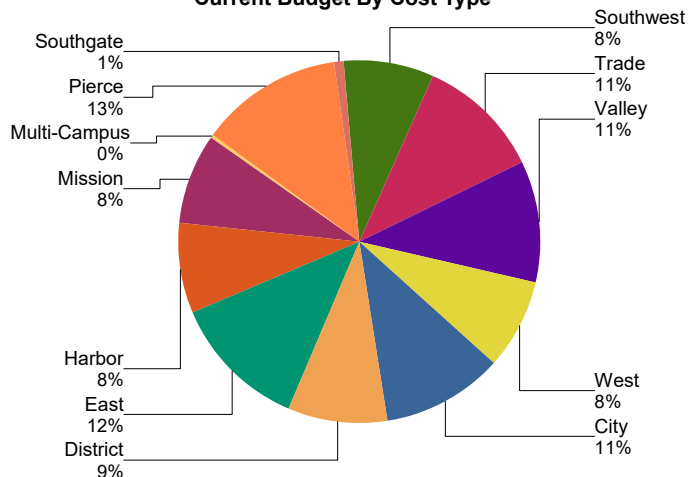
ACADEMIC OCCUPANCY

n/a

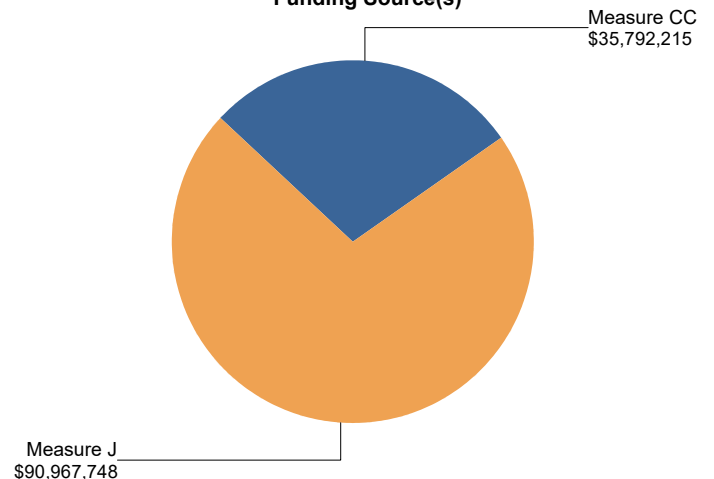
PROJECT COST BREAKDOWN

Cost Type "Bucket"	[a] Current Budget	[b] Contracted	[c] Expended	[d] Estimate at Completion	[e]=[a]-[d] Budget Variance
OCIP - Harbor	\$10,160,646	\$8,992,904	\$8,764,854	\$10,160,646	\$0
OCIP - East	\$15,533,562	\$13,728,864	\$13,378,881	\$15,533,562	\$0
OCIP - Southgate	\$1,333,935	\$1,133,935	\$1,133,935	\$1,333,935	\$0
OCIP - City	\$13,791,500	\$12,170,361	\$11,855,581	\$13,791,500	\$0
OCIP - Multi-Campus	\$585,122	\$20,591	\$18,461	\$585,122	\$0
OCIP - Pierce	\$15,928,311	\$14,120,049	\$13,763,178	\$15,928,311	\$0
OCIP - Southwest	\$10,087,583	\$8,894,220	\$8,668,975	\$10,087,583	\$0
OCIP - Valley	\$13,790,797	\$12,179,945	\$11,871,797	\$13,790,797	\$0
OCIP - Trade	\$14,083,881	\$12,438,410	\$12,119,293	\$14,083,881	\$0
OCIP - West	\$10,120,873	\$8,981,205	\$8,757,236	\$10,120,873	\$0
OCIP - District	\$11,050,290	\$10,950,290	\$33,818	\$11,050,290	\$0
OCIP - Mission	\$10,293,464	\$9,131,994	\$8,907,260	\$10,293,464	\$0
Total Budget	\$126,759,963	\$112,742,768	\$99,273,270	\$126,759,963	\$0

Current Budget By Cost Type



Funding Source(s)



College Project Central Services

Sub-Project/Building Level Detail

40J-J88 - Asset Management

SUB-PROJECT PROFILE

OVERALL STATUS:

DESCRIPTION:

DESIGN START

NTP CONSTRUCTION

SUBSTANTIAL COMPLETION

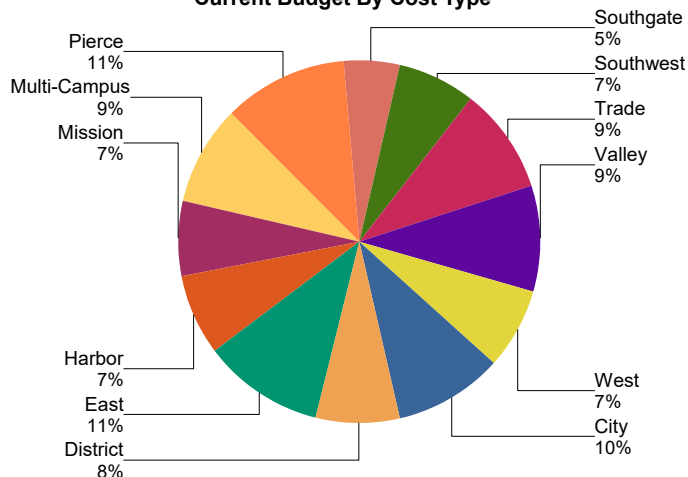
ACADEMIC OCCUPANCY

n/a

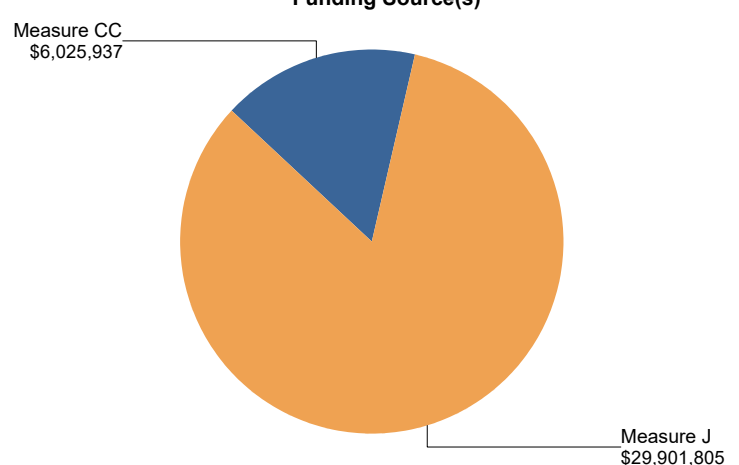
PROJECT COST BREAKDOWN

Cost Type "Bucket"	[a] Current Budget	[b] Contracted	[c] Expended	[d] Estimate at Completion	[e]=[a]-[d] Budget Variance
Asset Management - Trade	\$3,332,349	\$2,174,860	\$2,044,728	\$3,332,349	\$0
Asset Management - District	\$2,702,491	\$2,702,491	\$2,676,963	\$2,702,491	\$0
Asset Management - Mission	\$2,430,808	\$1,604,585	\$1,478,147	\$2,430,808	\$0
Asset Management - Southgate	\$1,794,430	\$384,883	\$367,039	\$1,794,430	\$0
Asset Management - Valley	\$3,405,281	\$2,255,189	\$2,100,992	\$3,405,281	\$0
Asset Management - City	\$3,452,391	\$2,269,688	\$2,141,357	\$3,452,391	\$0
Asset Management - Harbor	\$2,561,630	\$1,776,662	\$1,645,705	\$2,561,630	\$0
Asset Management - Multi-Campus	\$3,200,000	\$18,338	\$16,920	\$3,200,000	\$0
Asset Management - Southwest	\$2,570,602	\$1,728,917	\$1,606,176	\$2,570,602	\$0
Asset Management - West	\$2,602,701	\$1,792,307	\$1,665,270	\$2,602,701	\$0
Asset Management - East	\$3,964,120	\$2,696,218	\$2,544,588	\$3,964,120	\$0
Asset Management - Pierce	\$3,910,939	\$2,579,017	\$2,417,906	\$3,910,939	\$0
Total Budget	\$35,927,742	\$21,983,158	\$20,705,791	\$35,927,742	\$0

Current Budget By Cost Type



Funding Source(s)



College Project Central Services

Sub-Project/Building Level Detail

40J-J89 - Move Management

SUB-PROJECT PROFILE

OVERALL STATUS:

DESCRIPTION:

DESIGN START

NTP CONSTRUCTION

SUBSTANTIAL COMPLETION

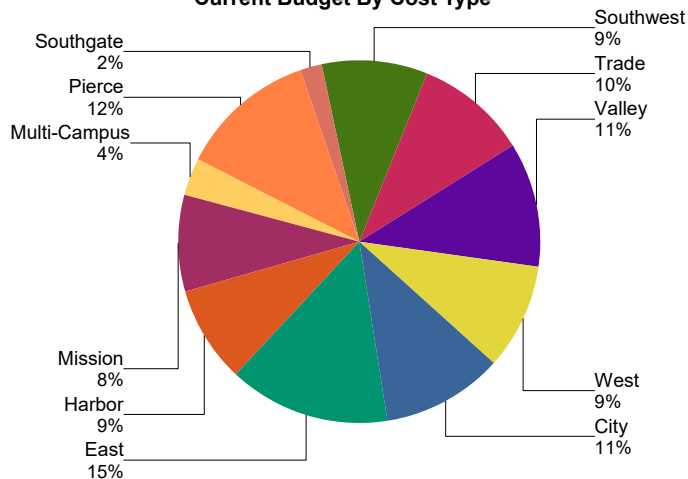
ACADEMIC OCCUPANCY

n/a

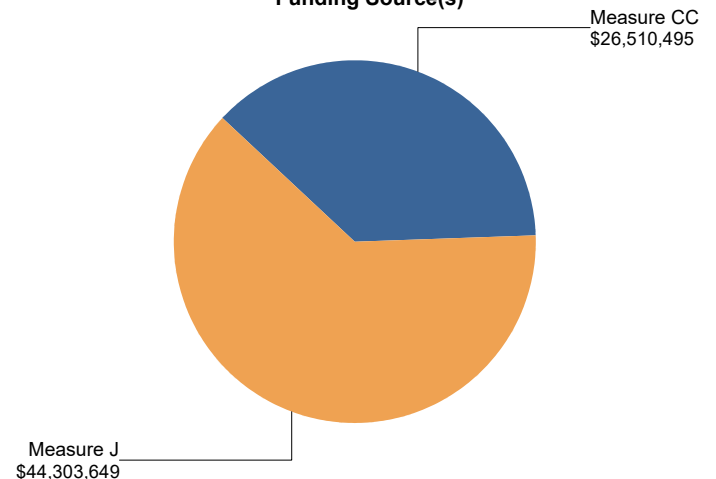
PROJECT COST BREAKDOWN

Cost Type "Bucket"	[a] Current Budget	[b] Contracted	[c] Expended	[d] Estimate at Completion	[e]=[a]-[d] Budget Variance
Move Management - City	\$7,658,333	\$6,161,141	\$5,861,453	\$7,658,333	\$0
Move Management - Southgate	\$1,373,216	\$215,789	\$215,789	\$1,373,216	\$0
Move Management - District	\$0	\$0	\$0	\$0	\$0
Move Management - East	\$10,273,493	\$8,608,219	\$8,275,017	\$10,273,493	\$0
Move Management - Mission	\$5,931,223	\$4,860,394	\$4,647,636	\$5,931,223	\$0
Move Management - Multi-Campus	\$2,500,000	\$0	\$0	\$2,500,000	\$0
Move Management - Southwest	\$6,704,382	\$5,632,825	\$5,417,881	\$6,704,382	\$0
Move Management - West	\$6,618,699	\$5,536,650	\$5,323,421	\$6,618,699	\$0
Move Management - Valley	\$7,931,121	\$6,465,681	\$6,171,107	\$7,931,121	\$0
Move Management - Trade	\$7,130,282	\$5,614,295	\$5,310,169	\$7,130,282	\$0
Move Management - Pierce	\$8,538,310	\$6,839,274	\$6,500,015	\$8,538,310	\$0
Move Management - Harbor	\$6,155,085	\$5,072,194	\$4,855,078	\$6,155,085	\$0
Total Budget	\$70,814,144	\$55,006,462	\$52,577,567	\$70,814,144	\$0

Current Budget By Cost Type



Funding Source(s)



College Project Central Services

Sub-Project/Building Level Detail

40J-J90 - Program Management

SUB-PROJECT PROFILE

OVERALL STATUS:

DESCRIPTION:

DESIGN START

NTP CONSTRUCTION

SUBSTANTIAL COMPLETION

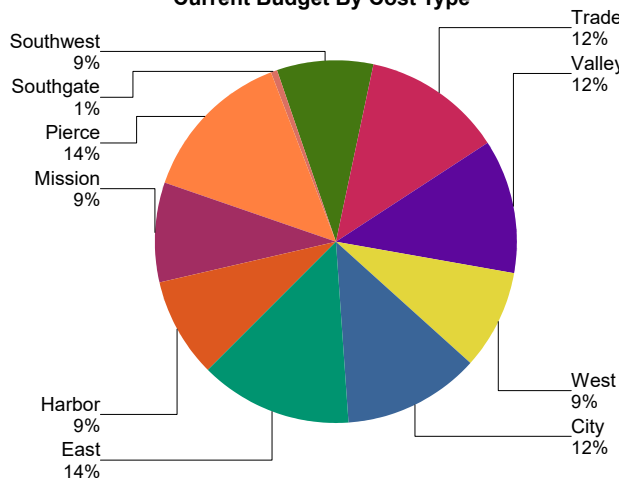
ACADEMIC OCCUPANCY

n/a

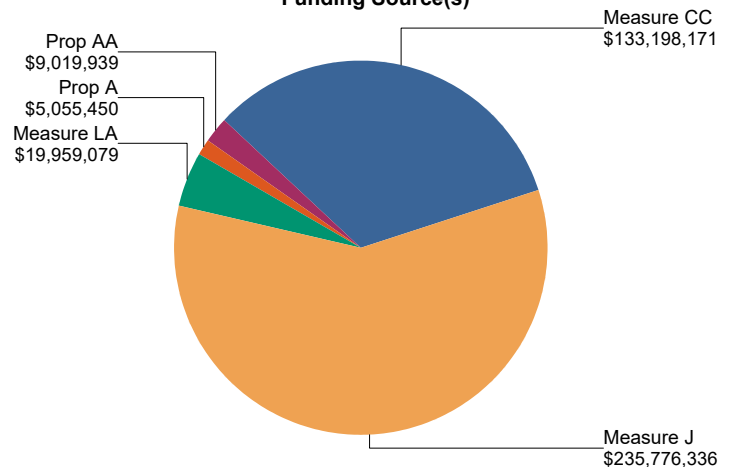
PROJECT COST BREAKDOWN

Cost Type "Bucket"	[a] Current Budget	[b] Contracted	[c] Expended	[d] Estimate at Completion	[e]=[a]-[d] Budget Variance
Program Management - Trade	\$49,983,543	\$46,574,913	\$45,249,599	\$49,983,543	\$0
Program Management - Southwest	\$35,505,446	\$33,108,778	\$32,131,097	\$35,505,446	\$0
Program Management - East	\$54,967,106	\$51,228,636	\$49,735,593	\$54,967,106	\$0
Program Management - Harbor	\$35,791,522	\$33,370,928	\$32,382,648	\$35,791,522	\$0
Program Management - District	\$0	\$0	\$0	\$0	\$0
Program Management - West	\$35,483,791	\$33,076,874	\$32,109,576	\$35,483,791	\$0
Program Management - Mission	\$35,284,921	\$32,886,794	\$31,925,617	\$35,284,921	\$0
Program Management - Multi-Campus	\$0	\$0	\$0	\$0	\$0
Program Management - Southgate	\$2,372,468	\$2,372,468	\$2,372,468	\$2,372,468	\$0
Program Management - City	\$49,361,986	\$45,992,461	\$44,656,674	\$49,361,986	\$0
Program Management - Pierce	\$55,939,118	\$52,115,218	\$50,604,656	\$55,939,118	\$0
Program Management - Valley	\$48,319,072	\$45,031,539	\$43,712,888	\$48,319,072	\$0
Total Budget	\$403,008,974	\$375,758,609	\$364,880,816	\$403,008,974	\$0

Current Budget By Cost Type



Funding Source(s)



College Project Central Services

Sub-Project/Building Level Detail

40J-J91 - Project Management

SUB-PROJECT PROFILE

OVERALL STATUS:

DESCRIPTION:

DESIGN START

NTP CONSTRUCTION

SUBSTANTIAL COMPLETION

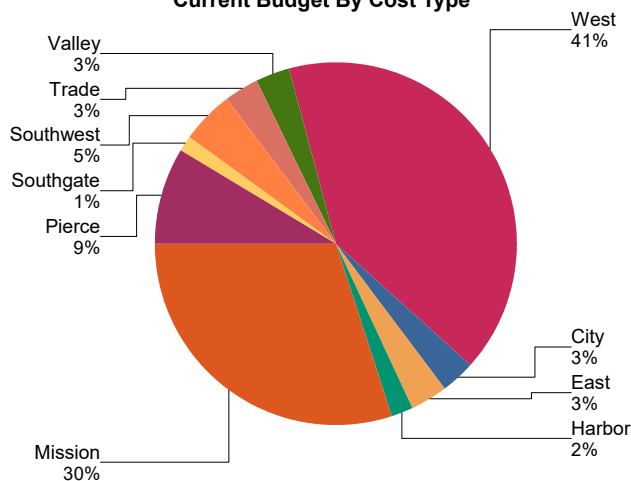
ACADEMIC OCCUPANCY

n/a

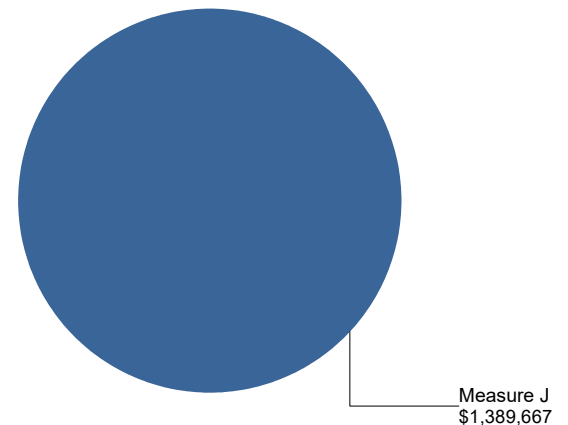
PROJECT COST BREAKDOWN

Cost Type "Bucket"	[a] Current Budget	[b] Contracted	[c] Expended	[d] Estimate at Completion	[e]=[a]-[d] Budget Variance
Project Management - Southgate	\$19,909	\$19,909	\$19,909	\$19,909	\$0
Project Management - Valley	\$40,605	\$40,605	\$40,605	\$40,605	\$0
Project Management - Harbor	\$30,043	\$30,043	\$30,043	\$30,043	\$0
Project Management - West	\$567,851	\$567,851	\$567,851	\$567,851	\$0
Project Management - Trade	\$42,063	\$42,063	\$42,063	\$42,063	\$0
Project Management - Pierce	\$120,447	\$120,447	\$120,447	\$120,447	\$0
Project Management - Southwest	\$66,461	\$66,461	\$66,461	\$66,461	\$0
Project Management - City	\$41,496	\$41,496	\$41,496	\$41,496	\$0
Project Management - East	\$46,132	\$46,132	\$46,132	\$46,132	\$0
Project Management - Mission	\$414,659	\$414,659	\$414,659	\$414,659	\$0
Total Budget	\$1,389,667	\$1,389,667	\$1,389,667	\$1,389,667	\$0

Current Budget By Cost Type



Funding Source(s)



College Project Central Services

Sub-Project/Building Level Detail

40J-J92 - Corporate Center

SUB-PROJECT PROFILE

OVERALL STATUS:

DESCRIPTION:

DESIGN START

NTP CONSTRUCTION

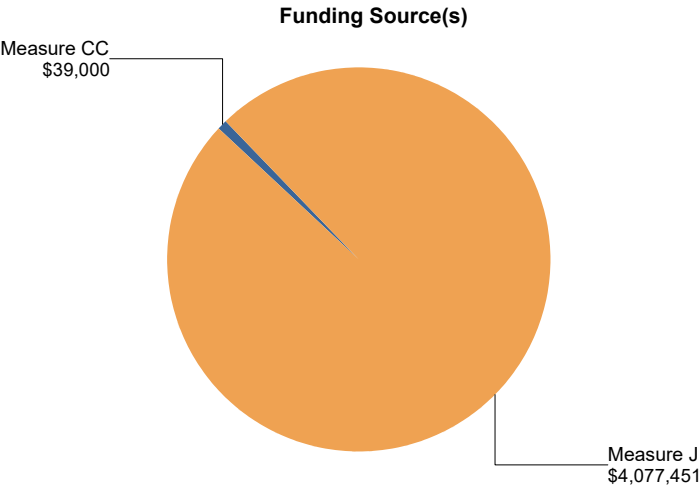
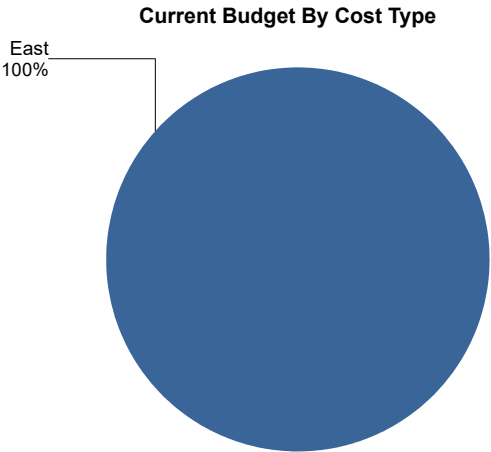
SUBSTANTIAL COMPLETION

ACADEMIC OCCUPANCY

n/a

PROJECT COST BREAKDOWN

Cost Type "Bucket"	[a] Current Budget	[b] Contracted	[c] Expended	[d] Estimate at Completion	[e]=[a]-[d] Budget Variance
Corporate Center - East	\$4,116,451	\$3,433,686	\$3,261,515	\$4,116,451	\$0
Total Budget	\$4,116,451	\$3,433,686	\$3,261,515	\$4,116,451	\$0



College Project Central Services

Sub-Project/Building Level Detail

40J-J94 - Audit

SUB-PROJECT PROFILE

OVERALL STATUS:

DESCRIPTION:

DESIGN START

NTP CONSTRUCTION

SUBSTANTIAL COMPLETION

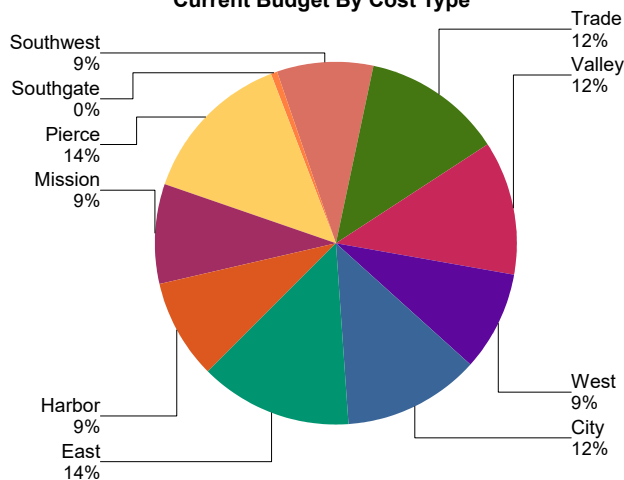
ACADEMIC OCCUPANCY

n/a

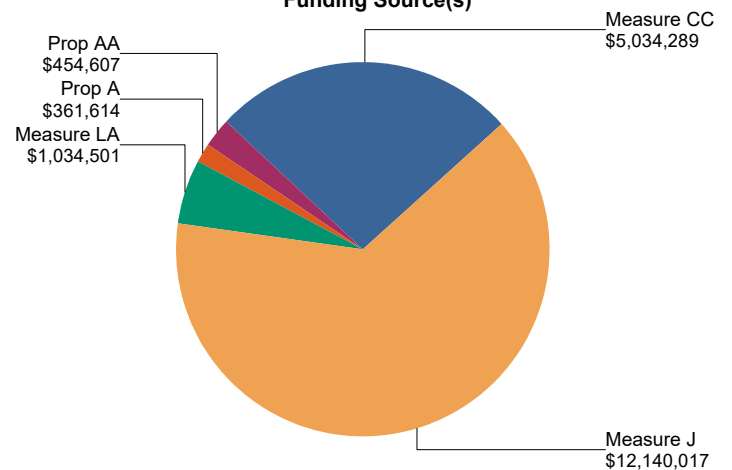
PROJECT COST BREAKDOWN

Cost Type "Bucket"	[a] Current Budget	[b] Contracted	[c] Expended	[d] Estimate at Completion	[e]=[a]-[d] Budget Variance
Audit - City	\$2,336,516	\$1,858,022	\$1,858,022	\$2,336,516	\$0
Audit - East	\$2,598,140	\$2,066,135	\$2,066,135	\$2,598,140	\$0
Audit - Pierce	\$2,648,932	\$2,106,458	\$2,106,458	\$2,648,932	\$0
Audit - Valley	\$2,288,219	\$1,819,807	\$1,819,807	\$2,288,219	\$0
Audit - Mission	\$1,668,069	\$1,326,454	\$1,326,454	\$1,668,069	\$0
Audit - Harbor	\$1,693,402	\$1,346,746	\$1,346,746	\$1,693,402	\$0
Audit - Southgate	\$84,326	\$84,326	\$84,326	\$84,326	\$0
Audit - West	\$1,667,444	\$1,326,991	\$1,326,991	\$1,667,444	\$0
Audit - District	\$0	\$0	\$0	\$0	\$0
Audit - Southwest	\$1,671,862	\$1,329,471	\$1,329,471	\$1,671,862	\$0
Audit - Trade	\$2,368,120	\$1,883,034	\$1,883,034	\$2,368,120	\$0
Total Budget	\$19,025,028	\$15,147,443	\$15,147,443	\$19,025,028	\$0

Current Budget By Cost Type



Funding Source(s)



College Project Central Services

Sub-Project/Building Level Detail

40J-J95 - Specialty Consulting

SUB-PROJECT PROFILE

OVERALL STATUS:

DESCRIPTION:

DESIGN START

NTP CONSTRUCTION

SUBSTANTIAL COMPLETION

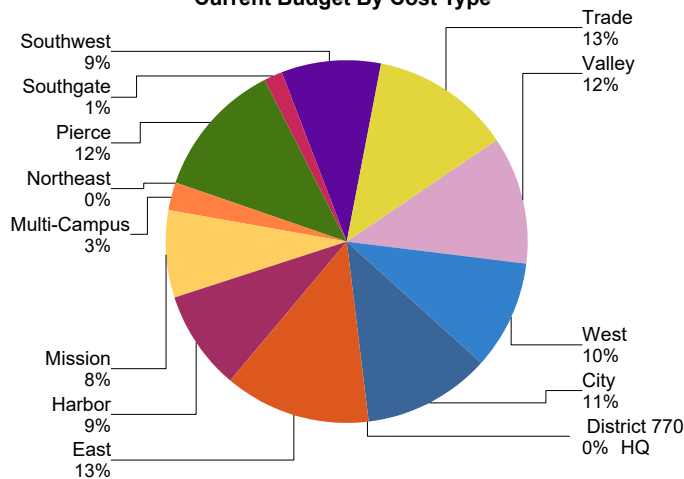
ACADEMIC OCCUPANCY

n/a

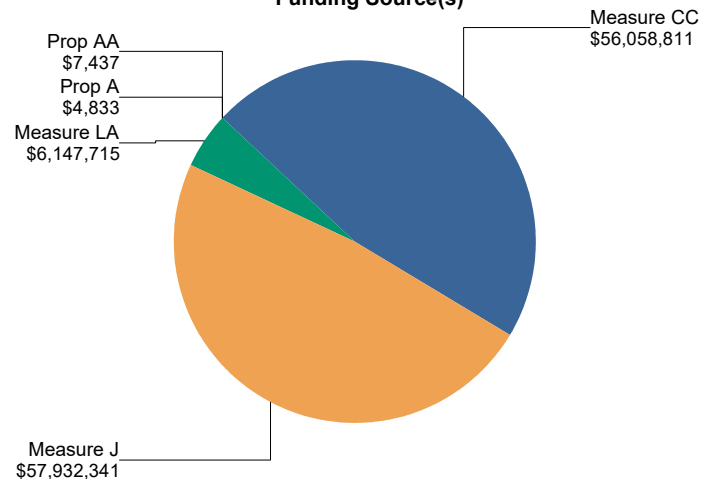
PROJECT COST BREAKDOWN

Cost Type "Bucket"	[a] Current Budget	[b] Contracted	[c] Expended	[d] Estimate at Completion	[e]=[a]-[d] Budget Variance
Specialty Consulting - District 770 HQ	\$28,267	\$1,199	\$1,199	\$28,267	\$0
Specialty Consulting - East	\$15,700,085	\$11,546,831	\$10,375,921	\$15,700,085	\$0
Specialty Consulting - Multi-Campus	\$3,036,024	\$1,355,661	\$1,232,187	\$3,036,024	\$0
Specialty Consulting - Northeast	\$37,620	\$3,150	\$0	\$37,620	\$0
Specialty Consulting - Harbor	\$10,490,181	\$7,822,232	\$7,108,987	\$10,490,181	\$0
Specialty Consulting - Mission	\$9,250,993	\$7,154,879	\$6,359,898	\$9,250,993	\$0
Specialty Consulting - Southwest	\$10,711,689	\$7,892,522	\$7,420,701	\$10,711,689	\$0
Specialty Consulting - Southgate	\$1,751,659	\$971,035	\$919,261	\$1,751,659	\$0
Specialty Consulting - Trade	\$15,157,287	\$10,359,192	\$9,238,985	\$15,157,287	\$0
Specialty Consulting - West	\$11,544,138	\$8,529,650	\$7,997,279	\$11,544,138	\$0
Specialty Consulting - District	\$0	\$0	\$0	\$0	\$0
Specialty Consulting - Pierce	\$14,826,914	\$11,355,812	\$10,157,958	\$14,826,914	\$0
Specialty Consulting - City	\$13,797,188	\$9,957,035	\$9,148,730	\$13,797,188	\$0
Specialty Consulting - Valley	\$13,819,092	\$10,967,990	\$9,265,763	\$13,819,092	\$0
Total Budget	\$120,151,137	\$87,917,189	\$79,226,868	\$120,151,137	\$0

Current Budget By Cost Type



Funding Source(s)



College Project Central Services

Sub-Project/Building Level Detail

40J-JPVJOBS - Asset Management- PVJOBS

SUB-PROJECT PROFILE

OVERALL STATUS:

DESCRIPTION:

DESIGN START

NTP CONSTRUCTION

SUBSTANTIAL COMPLETION

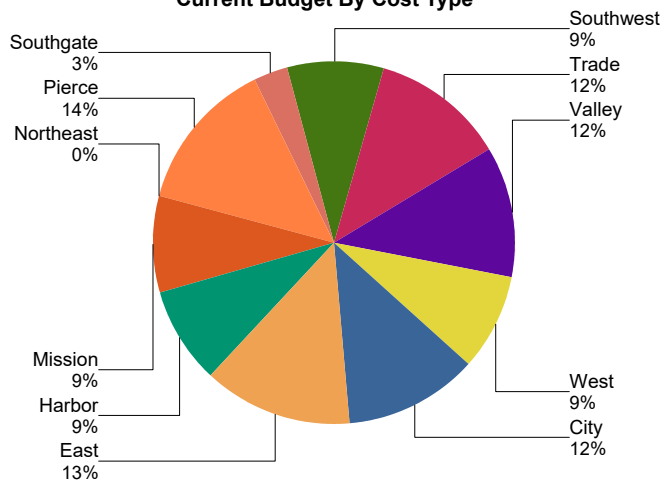
ACADEMIC OCCUPANCY

n/a

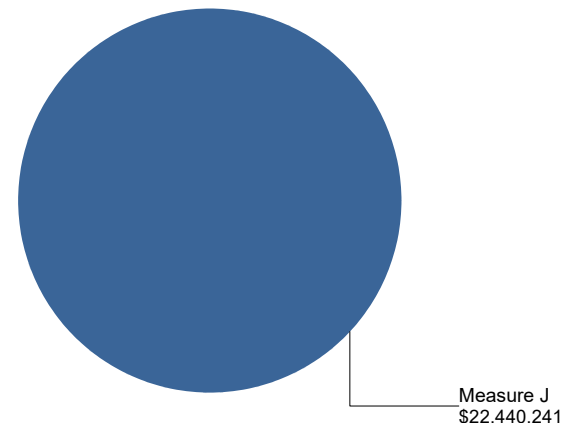
PROJECT COST BREAKDOWN

Cost Type "Bucket"	[a] Current Budget	[b] Contracted	[c] Expended	[d] Estimate at Completion	[e]=[a]-[d] Budget Variance
Asset Management- PVJOBS - Southgate	\$680,056	\$680,056	\$680,056	\$680,056	\$0
Asset Management- PVJOBS - Mission	\$1,915,022	\$1,915,022	\$1,915,022	\$1,915,022	\$0
Asset Management- PVJOBS - Northeast	\$21,578	\$21,578	\$21,578	\$21,578	\$0
Asset Management- PVJOBS - Southwest	\$1,919,510	\$1,919,510	\$1,919,510	\$1,919,510	\$0
Asset Management- PVJOBS - Valley	\$2,625,801	\$2,625,801	\$2,625,801	\$2,625,801	\$0
Asset Management- PVJOBS - East	\$2,982,619	\$2,982,619	\$2,982,619	\$2,982,619	\$0
Asset Management- PVJOBS - Pierce	\$3,042,026	\$3,042,026	\$3,042,026	\$3,042,026	\$0
Asset Management- PVJOBS - Trade	\$2,719,363	\$2,719,363	\$2,719,363	\$2,719,363	\$0
Asset Management- PVJOBS - City	\$2,682,964	\$2,682,964	\$2,682,964	\$2,682,964	\$0
Asset Management- PVJOBS - Harbor	\$1,943,013	\$1,943,013	\$1,943,013	\$1,943,013	\$0
Asset Management- PVJOBS - Multi-Campus	\$0	\$0	\$0	\$0	\$0
Asset Management- PVJOBS - West	\$1,908,290	\$1,908,290	\$1,908,290	\$1,908,290	\$0
Total Budget	\$22,440,241	\$22,440,241	\$22,440,241	\$22,440,241	\$0

Current Budget By Cost Type



Funding Source(s)





College Project Central Services Exhibit A

Exhibit A College Project Central Services Budget Transfer Log

College Project Central Services

Sub-Project/Building Level Budget Transfer Log

Proj Ref	Project/Building Name	Established Budget	Current Budget	Variance	Approved Date
40J-01-PVJ.	PVJobs- CITY	\$2,684,003	\$2,684,003		08/01/2014
			\$2,682,964	\$(1,039)	07/17/2020
40J-02-PVJ.	PVJobs- EAST	\$2,983,774	\$2,983,774		08/01/2014
			\$2,982,619	\$(1,155)	07/17/2020
40J-03-PVJ.	PVJobs- HARBOR	\$1,943,766	\$1,943,766		08/01/2014
			\$1,943,013	\$(752)	07/17/2020
40J-04-PVJ.	PVJobs- MISSION	\$1,915,764	\$1,915,764		08/01/2014
			\$1,915,022	\$(741)	07/17/2020
40J-05-PVJ.	PVJobs- PIERCE	\$3,043,204	\$3,043,204		08/01/2014
			\$3,042,026	\$(1,177)	07/17/2020
40J-06-PVJ.	PVJobs- Southwest	\$1,920,254	\$1,920,254		08/01/2014
			\$1,919,510	\$(743)	07/17/2020
40J-07-PVJ.	PVJOBS-TRADE	\$2,720,416	\$2,720,416		08/01/2014
			\$2,719,363	\$(1,053)	07/17/2020
40J-08-PVJ.	PVJOBS-VALLEY	\$2,626,818	\$2,626,818		08/01/2014
			\$2,625,801	\$(1,017)	07/17/2020
40J-09-PVJ.	PVJOBS- WEST	\$1,909,029	\$1,909,029		08/01/2014
			\$1,908,290	\$(739)	07/17/2020
40J-110.00	Resource & Recovery - City	\$821,035	\$821,035		01/01/2014
			\$809,398	\$(11,637)	10/05/2020
40J-128.00	Program Planning Support - City	\$617,000	\$617,000		07/18/2023
40J-155.00	FF & E- City	\$2,328,656	\$2,328,656		01/01/2014
			\$3,187,537	\$858,881	11/08/2018
			\$3,187,599	\$61	12/13/2018
			\$2,869,775	\$(317,823)	01/31/2019
			\$2,877,667	\$7,892	10/02/2020

Budget transfers performed to reflect campus project re-prioritization of the strategic execution plan.



College Project Central Services

Sub-Project/Building Level Budget Transfer Log

Proj Ref	Project/Building Name	Established Budget	Current Budget	Variance	Approved Date
			\$2,861,080	\$(16,587)	11/09/2020
			\$2,863,080	\$2,000	07/19/2021
40J-155.01	FF and E- City	\$15,903	\$15,903		01/01/2014
40J-184.00	Facilities Equipment Asset Tagging - City	\$473,375	\$473,375		11/02/2022
			\$411,675	\$(61,700)	07/03/2024
40J-185.00	Real Estate Services - City	\$6,752	\$6,752		06/01/2020
			\$53,027	\$46,275	03/30/2022
			\$57,667	\$4,639	08/16/2024
			\$86,481	\$28,813	11/12/2024
40J-186.00	Legal - City	\$5,264,585	\$5,264,585		05/18/2016
			\$6,384,234	\$1,119,649	12/19/2018
			\$5,984,234	\$(400,000)	12/10/2020
			\$5,691,603	\$(292,631)	12/20/2021
			\$5,691,603	\$0	07/06/2022
			\$5,686,799	\$(4,803)	03/01/2023
			\$5,679,900	\$(6,899)	06/05/2023
			\$6,460,953	\$781,053	07/17/2023
			\$6,060,953	\$(400,000)	11/13/2023
			\$6,110,953	\$50,000	03/26/2024
40J-187.00	OCIP - City	\$8,895,225	\$8,895,225		08/30/2016
			\$8,905,369	\$10,143	11/08/2018
			\$13,772,620	\$14,789	12/13/2024
			\$13,791,500	\$18,880	12/19/2024
			\$8,901,395	\$(3,973)	01/25/2019
			\$9,452,609	\$551,213	09/10/2019
			\$13,649,386	\$4,196,776	05/14/2020
			\$13,691,959	\$42,573	01/25/2021
			\$13,690,992	\$(966)	10/04/2021
			\$13,701,439	\$10,447	07/22/2022
			\$13,726,034	\$24,594	07/11/2024
			\$13,757,830	\$31,796	07/17/2024
40J-188.00	Asset Management- City	\$3,258,699	\$3,258,699		01/01/2014
			\$3,632,099	\$373,400	11/08/2018
			\$3,607,419	\$(24,680)	02/21/2019
			\$3,452,391	\$(155,028)	09/03/2020

Budget transfers performed to reflect campus project re-prioritization of the strategic execution plan.



College Project Central Services

Sub-Project/Building Level Budget Transfer Log

Proj Ref	Project/Building Name	Established Budget	Current Budget	Variance	Approved Date
40J-189.00	Move Management- City	\$4,719,169	\$4,719,169		10/21/2015
			\$7,682,064	\$2,962,895	11/08/2018
			\$7,660,549	\$(21,514)	07/17/2020
			\$7,658,333	\$(2,216)	10/06/2021
40J-190.00	Program Management - City	\$24,705,993	\$24,705,993		01/01/2014
			\$24,705,993	\$0	04/04/2017
			\$25,642,832	\$936,839	03/29/2018
			\$39,327,892	\$13,685,060	05/24/2018
			\$39,955,172	\$627,279	06/12/2019
			\$40,146,442	\$191,270	07/24/2019
			\$40,146,441	\$(1)	07/06/2022
			\$46,899,036	\$6,752,594	06/07/2023
			\$49,361,986	\$2,462,950	06/12/2023
40J-191.00	Project Management - City	\$41,496	\$41,496		01/01/2014
40J-194.00	Audit - City	\$1,604,136	\$1,604,136		01/01/2014
			\$1,604,136	\$0	04/04/2017
			\$1,699,102	\$94,966	06/05/2019
			\$1,698,903	\$(198)	09/13/2019
			\$1,751,870	\$52,967	07/20/2021
			\$2,204,905	\$453,035	06/22/2023
			\$2,336,516	\$131,610	07/03/2023
40J-195.00	Specialty Consulting - City	\$4,758,726	\$4,758,726		01/01/2014
			\$4,808,086	\$49,360	02/12/2018
			\$4,882,126	\$74,040	07/26/2018
			\$6,013,735	\$1,131,608	07/30/2018
			\$5,841,432	\$(172,303)	06/18/2020
			\$5,842,350	\$917	03/30/2023
			\$5,842,946	\$596	04/05/2023
40J-195.01	College BIM Modeler - City	\$282,649	\$282,649		08/01/2014
			\$288,036	\$5,387	01/18/2018
			\$289,147	\$1,110	03/29/2018
			\$308,118	\$18,971	04/27/2018
			\$516,417	\$208,299	11/08/2018
			\$308,118	\$(208,299)	01/25/2019

Budget transfers performed to reflect campus project re-prioritization of the strategic execution plan.

College Project Central Services

Sub-Project/Building Level Budget Transfer Log

Proj Ref	Project/Building Name	Established Budget	Current Budget	Variance	Approved Date
40J-195.02	Community Economic Development - City	\$508,648	\$508,648		08/01/2014
			\$916,591	\$407,943	07/30/2018
			\$932,633	\$16,042	11/08/2018
			\$916,591	\$(16,042)	02/14/2019
			\$776,849	\$(139,742)	03/29/2022
			\$1,132,150	\$355,301	09/14/2022
40J-195.04	District-Wide Planning - Specialty Consulting - City	\$500,000	\$500,000		05/30/2018
			\$895,244	\$395,244	11/26/2018
			\$883,645	\$(11,599)	06/03/2020
			\$1,481,792	\$598,147	07/18/2023
			\$1,493,391	\$11,599	11/12/2024
40J-195.05	Labor Compliance - City	\$671,974	\$671,974		07/30/2018
			\$776,864	\$104,890	11/08/2018
			\$671,974	\$(104,890)	01/29/2019
			\$760,639	\$88,665	07/25/2024
			\$1,244,677	\$484,037	08/08/2024
40J-195.06	District Central Services - Specialty Consulting - City	\$757,010	\$757,010		07/30/2018
			\$1,031,600	\$274,590	12/20/2024
40J-195.07	District Wide Integrated Energy Resource Plan - City	\$295,663	\$295,663		01/06/2022
			\$323,808	\$28,145	01/27/2023
40J-195.08	District-Wide Design Guidelines & Facility/Campus Standæ	\$249,256	\$249,256		01/25/2022
			\$228,290	\$(20,966)	05/18/2022
40J-195.09	Program Management Information System - City	\$1,372,208	\$1,372,208		05/26/2022
40J-195.10	Building Renewal Studies - City	\$800,000	\$800,000		02/15/2023
40J-210.00	Resource & Recovery- East	\$1,033,584	\$1,033,584		01/01/2014
			\$1,017,543	\$(16,040)	10/05/2020
40J-228.00	Program Planning Support - East	\$686,000	\$686,000		07/18/2023

Budget transfers performed to reflect campus project re-prioritization of the strategic execution plan.

College Project Central Services

Sub-Project/Building Level Budget Transfer Log

Proj Ref	Project/Building Name	Established Budget	Current Budget	Variance	Approved Date
40J-255.00	FF & E- East	\$3,315,425	\$3,315,425		01/01/2014
			\$2,965,425	\$(350,000)	05/24/2017
			\$3,920,356	\$954,930	11/08/2018
			\$3,920,425	\$68	12/13/2018
			\$2,878,739	\$(1,041,686)	01/31/2019
			\$3,198,739	\$320,000	04/17/2019
			\$3,180,509	\$(18,229)	11/09/2020
			\$3,182,509	\$2,000	07/19/2021
40J-255.01	FF and E- East	\$17,678	\$17,678		01/01/2014
40J-284.00	Facilities Equipment Asset Tagging - East	\$526,313	\$526,313		11/02/2022
			\$457,713	\$(68,600)	07/03/2024
40J-285.00	Real Estate Services - East	\$7,508	\$7,508		06/01/2020
			\$58,958	\$51,450	03/30/2022
			\$64,116	\$5,158	08/16/2024
			\$96,153	\$32,036	11/12/2024
40J-286.00	Legal - East	\$8,328,898	\$8,328,898		08/08/2016
			\$9,028,898	\$700,000	11/07/2018
			\$10,272,613	\$1,243,714	12/19/2018
			\$10,651,907	\$379,293	12/20/2021
			\$10,651,907	\$0	07/06/2022
			\$10,548,118	\$(103,788)	03/01/2023
			\$10,599,201	\$51,083	06/05/2023
			\$11,617,966	\$1,018,765	07/17/2023
			\$10,979,190	\$(638,776)	11/13/2023
40J-287.00	OCIP - East	\$9,878,594	\$9,878,594		08/30/2016
			\$9,889,872	\$11,277	11/08/2018
			\$15,533,562	\$20,991	12/19/2024
			\$9,885,454	\$(4,417)	01/25/2019
			\$10,709,446	\$823,991	09/10/2019
			\$15,375,554	\$4,666,108	05/14/2020
			\$15,422,888	\$47,334	01/25/2021
			\$15,434,504	\$11,615	07/22/2022
			\$15,460,774	\$26,270	07/11/2024
			\$15,496,126	\$35,351	07/17/2024
			\$15,512,570	\$16,443	12/13/2024

Budget transfers performed to reflect campus project re-prioritization of the strategic execution plan.



College Project Central Services

Sub-Project/Building Level Budget Transfer Log

Proj Ref	Project/Building Name	Established Budget	Current Budget	Variance	Approved Date
40J-288.00	Asset Management- East	\$4,785,363	\$4,785,363		01/01/2014
			\$5,200,521	\$415,158	11/08/2018
			\$5,173,081	\$(27,440)	02/21/2019
			\$3,964,120	\$(1,208,961)	09/03/2020
40J-289.00	Move Management- East	\$6,927,914	\$6,927,914		10/21/2015
			\$10,222,154	\$3,294,239	11/08/2018
			\$10,275,957	\$53,803	07/17/2020
			\$10,273,493	\$(2,463)	10/06/2021
40J-290.00	Program Management - East	\$28,202,283	\$28,202,283		01/01/2014
			\$28,595,405	\$393,121	03/29/2018
			\$43,810,885	\$15,215,480	05/24/2018
			\$44,508,313	\$697,428	06/12/2019
			\$44,720,973	\$212,660	07/24/2019
			\$44,720,974	\$0	07/06/2022
			\$52,228,721	\$7,507,747	06/07/2023
			\$54,967,106	\$2,738,385	06/12/2023
40J-291.00	Project Management - East	\$46,132	\$46,132		01/01/2014
40J-294.00	Audit - East	\$1,780,643	\$1,780,643		01/01/2014
			\$1,886,229	\$105,586	06/05/2019
			\$1,886,377	\$147	09/13/2019
			\$1,948,112	\$61,735	07/20/2021
			\$1,948,112	\$0	07/06/2022
			\$2,451,811	\$503,698	06/22/2023
			\$2,598,140	\$146,328	07/03/2023
40J-295.00	Specialty Consulting - East	\$5,282,336	\$5,282,336		01/01/2014
			\$5,337,216	\$54,880	02/12/2018
			\$5,328,216	\$(9,000)	03/29/2018
			\$5,410,536	\$82,320	07/26/2018
			\$6,668,695	\$1,258,158	07/30/2018
			\$6,473,487	\$(195,207)	06/18/2020
			\$6,474,508	\$1,020	03/30/2023
			\$6,475,171	\$663	04/05/2023
40J-295.01	College BIM Modeler - East	\$314,258	\$314,258		08/01/2014
			\$320,247	\$5,989	01/18/2018
			\$321,482	\$1,234	03/29/2018

Budget transfers performed to reflect campus project re-prioritization of the strategic execution plan.



College Project Central Services

Sub-Project/Building Level Budget Transfer Log

Proj Ref	Project/Building Name	Established Budget	Current Budget	Variance	Approved Date
			\$342,576	\$21,093	04/27/2018
			\$574,169	\$231,593	11/08/2018
			\$342,576	\$(231,593)	01/25/2019
40J-295.02	Community Economic Development - East	\$388,412	\$388,412		08/01/2014
			\$841,976	\$453,563	07/30/2018
			\$859,812	\$17,836	11/08/2018
			\$841,976	\$(17,836)	02/14/2019
			\$863,725	\$21,748	03/29/2022
			\$1,258,760	\$395,035	09/14/2022
40J-295.04	District-Wide Planning - Specialty Consulting - East	\$500,000	\$500,000		05/30/2018
			\$928,045	\$428,044	11/26/2018
			\$939,644	\$11,599	06/03/2020
			\$976,156	\$36,512	04/01/2021
			\$1,004,282	\$28,126	04/01/2022
			\$1,744,952	\$740,670	07/18/2023
			\$1,733,353	\$(11,599)	11/12/2024
40J-295.05	Labor Compliance - East	\$747,122	\$747,122		07/30/2018
			\$863,742	\$116,620	11/08/2018
			\$747,122	\$(116,620)	01/29/2019
			\$845,703	\$98,580	07/25/2024
			\$1,383,872	\$538,168	08/08/2024
40J-295.06	District Central Services - Specialty Consulting - East	\$841,667	\$841,667		07/30/2018
			\$1,146,965	\$305,297	12/20/2024
40J-295.07	District Wide Integrated Energy Resource Plan - East	\$297,635	\$297,635		01/06/2022
			\$327,695	\$30,060	01/27/2023
40J-295.08	District-Wide Design Guidelines & Facility/Campus Standards	\$387,974	\$387,974		01/25/2022
			\$253,820	\$(134,154)	05/18/2022
40J-295.09	Program Management Information System - East	\$1,525,664	\$1,525,664		05/26/2022
40J-295.10	Building Renewal Studies – East	\$900,000	\$900,000		02/15/2023
			\$1,200,881	\$300,880	11/12/2024

Budget transfers performed to reflect campus project re-prioritization of the strategic execution plan.

College Project Central Services

Sub-Project/Building Level Budget Transfer Log

Proj Ref	Project/Building Name	Established Budget	Current Budget	Variance	Approved Date
40J-310.00	Resource & Recovery- Harbor	\$678,816	\$678,816		01/01/2014
			\$678,238	\$(577)	10/05/2020
40J-328.00	Program Planning Support - Harbor	\$447,000	\$447,000		07/18/2023
40J-355.00	FF & E- Harbor	\$2,320,721	\$2,320,721		01/01/2014
			\$3,067,958	\$747,236	11/08/2018
			\$3,068,003	\$44	12/13/2018
			\$2,562,390	\$(505,613)	01/31/2019
			\$2,536,203	\$(26,186)	11/09/2020
			\$2,538,203	\$2,000	07/19/2021
40J-355.01	FF and E- Harbor	\$11,513	\$11,513		01/01/2014
40J-384.00	Facilities Equipment Asset Tagging - Harbor	\$342,947	\$342,947		11/02/2022
			\$298,247	\$(44,700)	07/03/2024
40J-385.00	Real Estate Services - Harbor	\$4,892	\$4,892		06/01/2020
			\$38,417	\$33,525	03/30/2022
			\$41,778	\$3,361	08/16/2024
			\$62,653	\$20,874	11/12/2024
40J-386.00	Legal - Harbor	\$3,417,415	\$3,417,415		12/28/2016
			\$3,844,174	\$426,759	11/07/2018
			\$4,241,504	\$(171,211)	11/13/2023
			\$4,651,566	\$807,392	12/19/2018
			\$4,501,566	\$(150,000)	10/14/2020
			\$4,251,566	\$(250,000)	12/10/2020
			\$3,937,531	\$(314,035)	12/20/2021
			\$3,937,531	\$0	07/06/2022
			\$3,973,704	\$36,173	03/01/2023
			\$3,971,250	\$(2,454)	06/05/2023
			\$4,412,715	\$441,464	07/17/2023
40J-387.00	OCIP - Harbor	\$6,555,166	\$6,555,166		08/30/2016
			\$6,562,514	\$7,348	11/08/2018
			\$10,160,646	\$13,678	12/19/2024
			\$6,559,636	\$(2,878)	01/25/2019
			\$7,030,374	\$470,738	09/10/2019
			\$10,070,827	\$3,040,452	05/14/2020

Budget transfers performed to reflect campus project re-prioritization of the strategic execution plan.



College Project Central Services

Sub-Project/Building Level Budget Transfer Log

Proj Ref	Project/Building Name	Established Budget	Current Budget	Variance	Approved Date
			\$10,101,670	\$30,843	01/25/2021
			\$10,079,861	\$(21,809)	07/22/2022
			\$10,096,979	\$17,118	07/11/2024
			\$10,120,014	\$23,035	07/17/2024
			\$10,146,967	\$26,953	12/13/2024
40J-388.00	Asset Management- Harbor	\$1,441,182	\$1,441,182		01/01/2014
			\$1,711,701	\$270,518	11/08/2018
			\$1,693,821	\$(17,880)	02/21/2019
			\$2,561,630	\$867,809	09/03/2020
40J-389.00	Move Management- Harbor	\$4,024,553	\$4,024,553		10/21/2015
			\$6,171,091	\$2,146,538	11/08/2018
			\$6,156,691	\$(14,400)	07/17/2020
			\$6,155,085	\$(1,605)	10/06/2021
40J-390.00	Program Management - Harbor	\$17,625,633	\$17,625,633		01/01/2014
			\$17,625,633	\$0	04/04/2017
			\$18,607,628	\$981,994	03/29/2018
			\$28,522,088	\$9,914,460	05/24/2018
			\$28,976,535	\$454,447	06/12/2019
			\$29,115,105	\$138,570	07/24/2019
			\$29,115,106	\$1	07/06/2022
			\$34,007,180	\$4,892,074	06/07/2023
			\$35,791,522	\$1,784,341	06/12/2023
40J-391.00	Project Management - Harbor	\$30,043	\$30,043		01/01/2014
40J-394.00	Audit - Harbor	\$1,156,934	\$1,156,934		01/01/2014
			\$1,156,934	\$0	04/04/2017
			\$1,225,734	\$68,800	06/05/2019
			\$1,225,919	\$184	06/07/2019
			\$1,226,310	\$391	09/13/2019
			\$1,269,842	\$43,531	07/20/2021
			\$1,269,842	\$0	07/06/2022
			\$1,598,053	\$328,211	06/22/2023
			\$1,693,402	\$95,348	07/03/2023
40J-395.00	Specialty Consulting - Harbor	\$3,432,084	\$3,432,084		01/01/2014
			\$3,467,844	\$35,760	02/12/2018
			\$3,521,484	\$53,640	07/26/2018

Budget transfers performed to reflect campus project re-prioritization of the strategic execution plan.

College Project Central Services

Sub-Project/Building Level Budget Transfer Log

Proj Ref	Project/Building Name	Established Budget	Current Budget	Variance	Approved Date
			\$4,341,304	\$819,820	07/30/2018
			\$4,360,920	\$19,616	06/18/2020
			\$4,361,585	\$664	03/30/2023
			\$4,362,017	\$432	04/05/2023
40J-395.01	College BIM Modeler - Harbor	\$204,771	\$204,771		08/01/2014
			\$208,674	\$3,902	01/18/2018
			\$209,479	\$804	03/29/2018
			\$223,223	\$13,744	04/27/2018
			\$374,131	\$150,907	11/08/2018
			\$223,223	\$(150,907)	01/25/2019
40J-395.02	Community Economic Development - Harbor	\$252,944	\$252,944		08/01/2014
			\$548,488	\$295,543	07/30/2018
			\$560,110	\$11,622	11/08/2018
			\$548,488	\$(11,622)	02/14/2019
			\$562,806	\$14,318	03/29/2022
			\$820,212	\$257,406	09/14/2022
40J-395.04	District-Wide Planning - Specialty Consulting - Harbor	\$500,000	\$500,000		05/30/2018
			\$969,920	\$469,919	11/26/2018
			\$999,727	\$29,806	06/03/2020
			\$1,008,488	\$8,761	04/01/2022
			\$1,414,838	\$406,350	07/18/2023
40J-395.05	Labor Compliance - Harbor	\$486,827	\$486,827		07/30/2018
			\$562,817	\$75,990	11/08/2018
			\$486,827	\$(75,990)	01/29/2019
			\$551,063	\$64,235	07/25/2024
			\$901,736	\$350,672	08/08/2024
40J-395.06	District Central Services - Specialty Consulting - Harbor	\$548,433	\$548,433		07/30/2018
			\$747,366	\$198,933	12/20/2024
40J-395.07	District Wide Integrated Energy Resource Plan - Harbor	\$236,530	\$236,530		01/06/2022
			\$251,270	\$14,740	01/27/2023
40J-395.08	District-Wide Design Guidelines & Facility/Campus Standards	\$141,002	\$141,002		01/25/2022
			\$165,390	\$24,388	05/18/2022

Budget transfers performed to reflect campus project re-prioritization of the strategic execution plan.

College Project Central Services

Sub-Project/Building Level Budget Transfer Log

Proj Ref	Project/Building Name	Established Budget	Current Budget	Variance	Approved Date
40J-395.09	Program Management Information System - Harbor	\$994,128	\$994,128		05/26/2022
40J-395.10	Building Renewal Studies – Harbor	\$600,000	\$600,000		02/15/2023
40J-410.00	Resource & Recovery - Mission	\$605,333	\$605,333 \$602,723	 \$(2,609)	01/01/2014 10/05/2020
40J-428.00	Program Planning Support - Mission	\$440,500	\$440,500		07/18/2023
40J-455.00	FF & E- Mission	\$1,799,680	\$1,799,680 \$2,484,867 \$2,484,911 \$2,450,106 \$2,424,737 \$2,426,737	 \$685,187 \$44 \$(34,805) \$(25,369) \$2,000	01/01/2014 11/08/2018 12/13/2018 01/31/2019 11/09/2020 07/19/2021
40J-455.01	FF and E- Mission	\$35,177	\$35,177		01/01/2014
40J-484.00	Facilities Equipment Asset Tagging - Mission	\$337,960	\$337,960 \$293,910	 \$(44,050)	11/02/2022 07/03/2024
40J-485.00	Real Estate Services - Mission	\$7,571	\$7,571 \$40,608 \$43,921 \$64,492	 \$33,037 \$3,312 \$20,571	06/01/2020 03/30/2022 08/16/2024 11/12/2024
40J-486.00	Legal - Mission	\$4,734,477	\$4,734,477 \$4,384,477 \$5,229,767 \$4,787,085 \$4,787,085 \$4,739,482 \$4,738,923 \$5,248,306 \$5,198,306 \$4,978,821	 \$(350,000) \$845,289 \$(442,681) \$0 \$(47,603) \$(558) \$509,382 \$(50,000) \$(219,484)	05/18/2016 11/07/2018 12/19/2018 12/20/2021 07/06/2022 03/01/2023 06/05/2023 07/17/2023 03/26/2024 08/21/2024
40J-487.00	OCIP - Mission	\$6,736,186	\$6,736,186 \$6,743,428	 \$7,241	08/30/2016 11/08/2018

Budget transfers performed to reflect campus project re-prioritization of the strategic execution plan.



College Project Central Services

Sub-Project/Building Level Budget Transfer Log

Proj Ref	Project/Building Name	Established Budget	Current Budget	Variance	Approved Date
			\$10,293,464	\$13,479	12/19/2024
			\$6,740,591	\$(2,836)	01/25/2019
			\$7,195,762	\$455,171	09/10/2019
			\$10,192,003	\$2,996,240	05/14/2020
			\$10,222,397	\$30,394	01/25/2021
			\$10,229,856	\$7,458	07/22/2022
			\$10,246,725	\$16,869	07/11/2024
			\$10,269,425	\$22,700	07/17/2024
			\$10,279,984	\$10,559	12/13/2024
<hr/>					
40J-488.00	Asset Management- Mission	\$2,042,464	\$2,042,464		01/01/2014
			\$2,309,049	\$266,585	11/08/2018
			\$2,291,429	\$(17,620)	02/21/2019
			\$2,430,808	\$139,378	09/03/2020
<hr/>					
40J-489.00	Move Management- Mission	\$3,816,572	\$3,816,572		10/21/2015
			\$5,931,896	\$2,115,324	11/08/2018
			\$5,932,805	\$908	07/17/2020
			\$5,931,223	\$(1,582)	10/06/2021
<hr/>					
40J-490.00	Program Management - Mission	\$17,629,258	\$17,629,258		01/01/2014
			\$18,350,906	\$721,648	03/29/2018
			\$28,121,196	\$9,770,290	05/24/2018
			\$28,569,035	\$447,838	06/12/2019
			\$28,705,590	\$136,555	07/24/2019
			\$28,705,590	\$0	07/06/2022
			\$33,526,527	\$4,820,936	06/07/2023
			\$35,284,921	\$1,758,394	06/12/2023
<hr/>					
40J-491.00	Project Management - Mission	\$414,944	\$414,944		01/01/2014
			\$414,659	\$(285)	09/17/2018
<hr/>					
40J-494.00	Audit - Mission	\$1,160,346	\$1,160,346		01/01/2014
			\$1,228,146	\$67,800	06/05/2019
			\$1,227,991	\$(155)	09/13/2019
			\$1,250,668	\$22,677	07/20/2021
			\$1,250,668	\$0	07/06/2022
			\$1,574,107	\$323,439	06/22/2023
			\$1,668,069	\$93,961	07/03/2023
<hr/>					
40J-495.00	Specialty Consulting - Mission	\$3,442,208	\$3,442,208		01/01/2014

Budget transfers performed to reflect campus project re-prioritization of the strategic execution plan.

College Project Central Services

Sub-Project/Building Level Budget Transfer Log

Proj Ref	Project/Building Name	Established Budget	Current Budget	Variance	Approved Date
			\$3,477,448	\$35,240	02/12/2018
			\$3,530,308	\$52,860	07/26/2018
			\$4,338,207	\$807,899	07/30/2018
			\$4,253,780	\$(84,427)	06/18/2020
			\$4,254,435	\$655	03/30/2023
			\$4,254,861	\$425	04/05/2023
<hr/>					
40J-495.01	College BIM Modeler - Mission	\$201,794	\$201,794		08/01/2014
			\$205,640	\$3,846	01/18/2018
			\$206,433	\$792	03/29/2018
			\$219,978	\$13,544	04/27/2018
			\$368,690	\$148,712	11/08/2018
			\$219,978	\$(148,712)	01/25/2019
<hr/>					
40J-495.02	Community Economic Development - Mission	\$249,348	\$249,348		08/01/2014
			\$540,594	\$291,246	07/30/2018
			\$552,047	\$11,453	11/08/2018
			\$540,594	\$(11,453)	02/14/2019
			\$554,622	\$14,027	03/29/2022
			\$808,285	\$253,663	09/14/2022
<hr/>					
40J-495.04	District-Wide Planning - Specialty Consulting - Mission	\$500,000	\$500,000		05/30/2018
			\$552,862	\$52,862	11/26/2018
			\$548,236	\$(4,626)	07/18/2023
<hr/>					
40J-495.05	Labor Compliance - Mission	\$479,748	\$479,748		07/30/2018
			\$554,633	\$74,885	11/08/2018
			\$479,748	\$(74,885)	01/29/2019
			\$543,050	\$63,301	07/25/2024
			\$888,623	\$345,573	08/08/2024
<hr/>					
40J-495.06	District Central Services - Specialty Consulting - Mission	\$540,458	\$540,458		07/30/2018
			\$736,499	\$196,040	12/20/2024
<hr/>					
40J-495.07	District Wide Integrated Energy Resource Plan - Mission	\$236,530	\$236,530		01/06/2022
			\$218,000	\$(18,530)	01/20/2022
			\$168,212	\$(49,788)	01/27/2023
<hr/>					
40J-495.08	District-Wide Design Guidelines & Facility/Campus Standards	\$151,315	\$151,315		01/25/2022
			\$162,985	\$11,670	05/18/2022

Budget transfers performed to reflect campus project re-prioritization of the strategic execution plan.

College Project Central Services

Sub-Project/Building Level Budget Transfer Log

Proj Ref	Project/Building Name	Established Budget	Current Budget	Variance	Approved Date
40J-495.09	Program Management Information System - Mission	\$979,672	\$979,672		05/26/2022
40J-495.10	Building Renewal Studies – Mission	\$400,000	\$400,000		02/15/2023
			\$483,643	\$83,643	09/03/2024
40J-510.00	Resource & Recovery - Pierce	\$845,556	\$845,556		01/01/2014
			\$845,350	\$(205)	10/05/2020
40J-528.00	Program Planning Support - Pierce	\$699,500	\$699,500		07/18/2023
40J-555.00	FF & E- Pierce	\$3,643,667	\$3,643,667		01/01/2014
			\$4,689,390	\$1,045,723	11/08/2018
			\$4,689,460	\$69	12/13/2018
			\$4,911,528	\$222,068	01/31/2019
			\$4,742,463	\$(169,064)	11/09/2020
			\$4,744,463	\$2,000	07/19/2021
40J-555.01	FF and E- Pierce	\$18,034	\$18,034		01/01/2014
40J-584.00	Facilities Equipment Asset Tagging - Pierce	\$536,670	\$536,670		11/02/2022
			\$466,720	\$(69,950)	07/03/2024
40J-585.00	Real Estate Services - Pierce	\$7,655	\$7,655		06/01/2020
			\$60,118	\$52,462	03/30/2022
			\$65,378	\$5,260	08/16/2024
			\$98,045	\$32,666	11/12/2024
40J-586.00	Legal - Pierce	\$6,975,244	\$6,975,244		08/15/2014
			\$8,243,284	\$1,268,039	12/19/2018
			\$8,243,284	\$0	07/06/2022
			\$8,127,351	\$(115,933)	03/01/2023
			\$8,124,765	\$(2,586)	06/05/2023
			\$8,464,353	\$339,588	07/17/2023
			\$8,064,353	\$(400,000)	11/13/2023
			\$8,210,676	\$146,322	08/21/2024
40J-587.00	OCIP - Pierce	\$10,328,108	\$10,328,108		08/30/2016

Budget transfers performed to reflect campus project re-prioritization of the strategic execution plan.

College Project Central Services

Sub-Project/Building Level Budget Transfer Log

Proj Ref	Project/Building Name	Established Budget	Current Budget	Variance	Approved Date
			\$10,339,608	\$11,499	11/08/2018
			\$15,928,311	\$21,404	12/19/2024
			\$10,335,103	\$(4,504)	01/25/2019
			\$11,009,259	\$674,156	09/10/2019
			\$15,767,194	\$4,757,934	05/14/2020
			\$15,815,459	\$48,265	01/25/2021
			\$15,827,303	\$11,844	07/22/2022
			\$15,854,091	\$26,787	07/11/2024
			\$15,890,138	\$36,047	07/17/2024
			\$15,906,906	\$16,767	12/13/2024
<hr/>					
40J-588.00	Asset Management- Pierce	\$3,817,840	\$3,817,840		01/01/2014
			\$4,241,168	\$423,328	11/08/2018
			\$4,213,188	\$(27,980)	02/21/2019
			\$3,910,939	\$(302,249)	09/03/2020
<hr/>					
40J-589.00	Move Management- Pierce	\$5,203,450	\$5,203,450		10/21/2015
			\$8,562,519	\$3,359,068	11/08/2018
			\$8,540,822	\$(21,696)	07/17/2020
			\$8,538,310	\$(2,512)	10/06/2021
<hr/>					
40J-590.00	Program Management - Pierce	\$28,201,013	\$28,201,013		01/01/2014
			\$29,048,443	\$847,429	03/29/2018
			\$44,563,353	\$15,514,910	05/24/2018
			\$45,274,507	\$711,153	06/12/2019
			\$45,491,352	\$216,845	07/24/2019
			\$45,491,349	\$(3)	07/06/2022
			\$53,146,843	\$7,655,494	06/07/2023
			\$55,939,118	\$2,792,275	06/12/2023
<hr/>					
40J-591.00	Project Management - Pierce	\$120,447	\$120,447		01/01/2014
<hr/>					
40J-594.00	Audit - Pierce	\$1,728,219	\$1,728,219		01/01/2014
			\$1,728,219	\$0	04/04/2017
			\$1,835,884	\$107,664	06/05/2019
			\$1,835,626	\$(257)	09/13/2019
			\$1,986,112	\$150,486	07/20/2021
			\$1,986,112	\$0	07/06/2022
			\$2,499,724	\$513,611	06/22/2023
			\$2,648,932	\$149,208	07/03/2023

Budget transfers performed to reflect campus project re-prioritization of the strategic execution plan.

College Project Central Services

Sub-Project/Building Level Budget Transfer Log

Proj Ref	Project/Building Name	Established Budget	Current Budget	Variance	Approved Date
40J-595.00	Specialty Consulting - Pierce	\$5,197,438	\$5,197,438		01/01/2014
			\$5,253,398	\$55,960	02/12/2018
			\$5,337,338	\$83,940	07/26/2018
			\$6,620,256	\$1,282,917	07/30/2018
			\$6,679,123	\$58,866	06/18/2020
			\$6,680,163	\$1,040	03/30/2023
			\$6,680,839	\$676	04/05/2023
40J-595.01	College BIM Modeler - Pierce	\$320,442	\$320,442		08/01/2014
			\$326,550	\$6,107	01/18/2018
			\$327,809	\$1,259	03/29/2018
			\$349,317	\$21,508	04/27/2018
			\$585,469	\$236,151	11/08/2018
			\$349,317	\$(236,151)	01/25/2019
40J-595.02	Community Economic Development - Pierce	\$396,276	\$396,276		08/01/2014
			\$858,766	\$462,489	07/30/2018
			\$876,953	\$18,187	11/08/2018
			\$858,766	\$(18,187)	02/14/2019
			\$880,722	\$21,956	03/29/2022
			\$1,283,531	\$402,809	09/14/2022
40J-595.04	District-Wide Planning - Specialty Consulting - Pierce	\$500,000	\$500,000		05/30/2018
			\$904,631	\$404,630	11/26/2018
			\$1,024,067	\$119,436	07/18/2023
			\$1,037,658	\$13,590	11/25/2024
40J-595.05	Labor Compliance - Pierce	\$761,825	\$761,825		07/30/2018
			\$880,740	\$118,915	11/08/2018
			\$761,825	\$(118,915)	01/29/2019
			\$862,346	\$100,520	07/25/2024
			\$1,411,105	\$548,759	08/08/2024
40J-595.06	District Central Services - Specialty Consulting - Pierce	\$858,231	\$858,231		07/30/2018
			\$1,169,536	\$311,305	12/20/2024
40J-595.07	District Wide Integrated Energy Resource Plan - Pierce	\$313,920	\$313,920		01/05/2022
			\$316,035	\$2,114	01/06/2022
			\$313,920	\$(2,114)	03/30/2022
			\$270,423	\$(43,496)	01/27/2023

Budget transfers performed to reflect campus project re-prioritization of the strategic execution plan.



College Project Central Services

Sub-Project/Building Level Budget Transfer Log

Proj Ref	Project/Building Name	Established Budget	Current Budget	Variance	Approved Date
40J-595.08	District-Wide Design Guidelines & Facility/Campus Standæ	\$147,602	\$147,602		01/25/2022
			\$258,815	\$111,213	05/18/2022
40J-595.09	Program Management Information System - Pierce	\$1,555,688	\$1,555,688		05/26/2022
40J-595.10	Building Renewal Studies – Pierce	\$800,000	\$800,000		02/15/2023
40J-610.00	Resource & Recovery - Southwest	\$764,616	\$764,616		01/01/2014
			\$722,421	\$(42,194)	10/05/2020
40J-628.00	Program Planning Support - Southwest	\$441,500	\$441,500		07/18/2023
40J-655.00	FF & E- Southwest	\$2,691,888	\$2,691,888		01/01/2014
			\$3,486,468	\$794,580	11/08/2018
			\$3,486,512	\$44	12/13/2018
			\$2,497,016	\$(989,496)	01/31/2019
			\$2,486,694	\$(10,322)	11/09/2020
			\$2,486,501	\$(192)	07/19/2021
			\$2,562,532	\$76,030	07/20/2021
40J-655.01	FF and E- Southwest	\$11,376	\$11,376		01/01/2014
40J-684.00	Facilities Equipment Asset Tagging - Southwest	\$338,728	\$338,728		11/02/2022
			\$294,578	\$(44,150)	07/03/2024
40J-685.00	Real Estate Services - Southwest	\$4,832	\$4,832		06/01/2020
			\$37,944	\$33,112	03/30/2022
			\$41,264	\$3,320	08/16/2024
			\$61,882	\$20,618	11/12/2024
40J-686.00	Legal - Southwest	\$1,981,527	\$1,981,527		08/08/2016
			\$2,524,527	\$543,000	11/07/2018
			\$3,321,845	\$797,317	12/19/2018
			\$3,171,058	\$(150,787)	12/20/2021
			\$3,171,058	\$0	07/06/2022
			\$3,117,928	\$(53,129)	03/01/2023
			\$3,122,822	\$4,894	06/05/2023
			\$3,496,369	\$373,547	07/17/2023

Budget transfers performed to reflect campus project re-prioritization of the strategic execution plan.

College Project Central Services

Sub-Project/Building Level Budget Transfer Log

Proj Ref	Project/Building Name	Established Budget	Current Budget	Variance	Approved Date
			\$3,096,369	\$(400,000)	11/13/2023
			\$3,169,531	\$73,161	08/21/2024
40J-687.00	OCIP - Southwest	\$6,490,317	\$6,490,317		08/30/2016
			\$6,497,575	\$7,258	11/08/2018
			\$10,087,583	\$13,509	12/19/2024
			\$6,494,732	\$(2,843)	01/25/2019
			\$6,982,849	\$488,117	09/10/2019
			\$9,985,892	\$3,003,042	05/14/2020
			\$10,016,355	\$30,463	01/25/2021
			\$10,023,831	\$7,475	07/22/2022
			\$10,040,738	\$16,907	07/11/2024
			\$10,063,490	\$22,752	07/17/2024
			\$10,074,073	\$10,583	12/13/2024
40J-688.00	Asset Management- Southwest	\$2,565,735	\$2,565,735		01/01/2014
			\$2,832,925	\$267,190	11/08/2018
			\$2,815,265	\$(17,660)	02/21/2019
			\$2,570,602	\$(244,662)	09/03/2020
40J-689.00	Move Management- Southwest	\$4,580,954	\$4,580,954		10/21/2015
			\$6,701,081	\$2,120,126	11/08/2018
			\$6,705,967	\$4,886	07/17/2020
			\$6,704,382	\$(1,585)	10/06/2021
40J-690.00	Program Management - Southwest	\$17,585,075	\$17,585,075		01/01/2014
			\$18,532,988	\$947,912	03/29/2018
			\$28,325,458	\$9,792,469	05/24/2018
			\$28,774,313	\$448,855	06/12/2019
			\$28,911,178	\$136,865	07/24/2019
			\$28,911,178	\$0	07/06/2022
			\$33,743,059	\$4,831,881	06/07/2023
			\$35,505,446	\$1,762,386	06/12/2023
40J-691.00	Project Management - Southwest	\$66,461	\$66,461		01/01/2014
40J-694.00	Audit- Southwest	\$1,125,075	\$1,125,075		01/01/2014
			\$1,193,029	\$67,954	06/05/2019
			\$1,192,861	\$(167)	09/13/2019
			\$1,253,513	\$60,651	07/20/2021
			\$1,577,686	\$324,173	06/22/2023

Budget transfers performed to reflect campus project re-prioritization of the strategic execution plan.

College Project Central Services

Sub-Project/Building Level Budget Transfer Log

Proj Ref	Project/Building Name	Established Budget	Current Budget	Variance	Approved Date
			\$1,671,862	\$94,175	07/03/2023
40J-695.00	Specialty Consulting - Southwest	\$3,440,957	\$3,440,957		01/01/2014
			\$3,476,277	\$35,320	02/12/2018
			\$3,529,257	\$52,980	07/26/2018
			\$4,338,990	\$809,733	07/30/2018
			\$4,641,235	\$302,244	10/22/2019
			\$4,641,497	\$261	11/21/2019
			\$4,877,744	\$236,247	06/18/2020
			\$4,878,401	\$656	03/30/2023
			\$4,878,828	\$426	04/05/2023
40J-695.01	College BIM Modeler - Southwest	\$202,252	\$202,252		08/01/2014
			\$206,107	\$3,854	01/18/2018
			\$206,901	\$794	03/29/2018
			\$220,477	\$13,575	04/27/2018
			\$369,527	\$149,050	11/08/2018
			\$220,477	\$(149,050)	01/25/2019
40J-695.02	Community Economic Development - Southwest	\$249,957	\$249,957		08/01/2014
			\$541,864	\$291,907	07/30/2018
			\$553,343	\$11,479	11/08/2018
			\$541,864	\$(11,479)	02/14/2019
			\$555,881	\$14,016	03/29/2022
			\$810,120	\$254,239	09/14/2022
40J-695.04	District-Wide Planning - Specialty Consulting - Southwest	\$500,000	\$500,000		05/30/2018
			\$803,705	\$303,705	11/26/2018
			\$843,815	\$40,110	04/16/2021
			\$843,815	\$0	03/29/2022
			\$1,190,234	\$346,418	07/18/2023
40J-695.05	Labor Compliance - Southwest	\$480,837	\$480,837		07/30/2018
			\$555,892	\$75,055	11/08/2018
			\$480,837	\$(75,055)	01/29/2019
			\$544,283	\$63,445	07/25/2024
			\$890,640	\$346,357	08/08/2024
40J-695.06	District Central Services - Specialty Consulting - Southwest	\$541,685	\$541,685		07/30/2018
			\$738,171	\$196,485	12/20/2024

Budget transfers performed to reflect campus project re-prioritization of the strategic execution plan.



College Project Central Services

Sub-Project/Building Level Budget Transfer Log

Proj Ref	Project/Building Name	Established Budget	Current Budget	Variance	Approved Date
40J-695.07	District Wide Integrated Energy Resource Plan - Southwest	\$209,363	\$209,363		01/06/2022
			\$211,478	\$2,114	03/30/2022
			\$222,968	\$11,490	01/27/2023
40J-695.08	District-Wide Design Guidelines & Facility/Campus Standards	\$162,117	\$162,117		01/28/2022
			\$163,355	\$1,238	05/18/2022
40J-695.09	Program Management Information System - Southwest	\$981,896	\$981,896		05/26/2022
40J-695.10	Building Renewal Studies – Southwest	\$600,000	\$600,000		02/15/2023
40J-710.00	Resource & Recovery - Trade	\$731,111	\$731,111		01/01/2014
			\$723,133	\$(7,977)	10/05/2020
40J-728.00	Program Planning Support - Trade	\$625,500	\$625,500		07/18/2023
40J-755.00	FF & E- Trade	\$2,788,755	\$2,788,755		01/01/2014
			\$3,659,468	\$870,712	11/08/2018
			\$3,659,530	\$62	12/13/2018
			\$2,778,959	\$(880,571)	01/31/2019
			\$2,597,851	\$(181,107)	11/09/2020
			\$2,599,851	\$2,000	07/19/2021
40J-755.01	FF and E- Trade	\$16,118	\$16,118		01/01/2014
40J-784.00	Facilities Equipment Asset Tagging - Trade	\$479,896	\$479,896		11/02/2022
			\$417,346	\$(62,550)	07/03/2024
40J-785.00	Real Estate Services - Trade	\$6,845	\$6,845		06/01/2020
			\$53,758	\$46,912	03/30/2022
			\$58,462	\$4,703	08/16/2024
			\$87,673	\$29,210	11/12/2024
40J-786.00	Legal - Trade	\$5,983,385	\$5,983,385		08/15/2014
			\$5,633,385	\$(350,000)	11/07/2018
			\$6,805,055	\$1,171,670	12/19/2018
			\$6,605,055	\$(200,000)	12/10/2020

Budget transfers performed to reflect campus project re-prioritization of the strategic execution plan.

College Project Central Services

Sub-Project/Building Level Budget Transfer Log

Proj Ref	Project/Building Name	Established Budget	Current Budget	Variance	Approved Date
			\$6,432,451	\$(172,603)	12/20/2021
			\$6,465,241	\$32,789	03/01/2023
			\$6,467,067	\$1,825	06/05/2023
			\$6,874,573	\$407,506	07/17/2023
			\$7,298,820	\$424,247	11/13/2023
40J-787.00	OCIP - Trade	\$9,069,227	\$9,069,227		08/30/2016
			\$9,079,510	\$10,283	11/08/2018
			\$14,083,881	\$19,140	12/19/2024
			\$9,075,482	\$(4,028)	01/25/2019
			\$9,685,216	\$609,734	09/10/2019
			\$13,939,809	\$4,254,593	05/14/2020
			\$13,982,969	\$43,159	01/25/2021
			\$13,993,560	\$10,591	07/22/2022
			\$14,017,513	\$23,953	07/11/2024
			\$14,049,747	\$32,234	07/17/2024
			\$14,064,741	\$14,993	12/13/2024
40J-788.00	Asset Management- Trade	\$2,515,780	\$2,515,780		01/01/2014
			\$2,894,325	\$378,544	11/08/2018
			\$2,869,305	\$(25,020)	02/21/2019
			\$3,332,349	\$463,044	09/03/2020
40J-789.00	Move Management- Trade	\$4,118,421	\$4,118,421		10/21/2015
			\$7,122,133	\$3,003,712	11/08/2018
			\$7,132,529	\$10,395	07/17/2020
			\$7,130,282	\$(2,246)	10/06/2021
40J-790.00	Program Management - Trade	\$24,675,886	\$24,675,886		01/01/2014
			\$25,937,625	\$1,261,738	03/29/2018
			\$39,811,215	\$13,873,590	05/24/2018
			\$40,447,136	\$635,920	06/12/2019
			\$40,641,041	\$193,905	07/24/2019
			\$40,641,041	\$0	07/06/2022
			\$47,486,662	\$6,845,620	06/07/2023
			\$49,983,543	\$2,496,880	06/12/2023
40J-791.00	Project Management - Trade	\$42,063	\$42,063		01/01/2014
40J-794.00	Audit - Trade	\$1,592,747	\$1,592,747		01/01/2014
			\$1,689,022	\$96,274	06/05/2019

Budget transfers performed to reflect campus project re-prioritization of the strategic execution plan.

College Project Central Services

Sub-Project/Building Level Budget Transfer Log

Proj Ref	Project/Building Name	Established Budget	Current Budget	Variance	Approved Date
			\$1,688,549	\$(473)	06/07/2019
			\$1,688,347	\$(201)	09/13/2019
			\$1,775,420	\$87,072	07/20/2021
			\$2,234,696	\$459,276	06/22/2023
			\$2,368,120	\$133,423	07/03/2023
40J-795.00	Specialty Consulting - Trade	\$4,678,090	\$4,678,090		01/01/2014
			\$4,634,433	\$(43,657)	01/18/2018
			\$4,684,473	\$50,040	02/12/2018
			\$4,759,533	\$75,060	07/26/2018
			\$5,906,731	\$1,147,198	07/30/2018
			\$5,704,777	\$(201,954)	06/18/2020
			\$5,705,707	\$930	03/30/2023
			\$5,706,312	\$604	04/05/2023
40J-795.01	College BIM Modeler - Trade	\$286,543	\$286,543		08/01/2014
			\$292,004	\$5,461	01/18/2018
			\$293,130	\$1,125	03/29/2018
			\$312,363	\$19,233	04/27/2018
			\$523,532	\$211,168	11/08/2018
			\$312,363	\$(211,168)	01/25/2019
40J-795.02	Community Economic Development - Trade	\$354,091	\$354,091		08/01/2014
			\$767,654	\$413,563	07/30/2018
			\$783,917	\$16,263	11/08/2018
			\$767,654	\$(16,263)	02/14/2019
			\$787,551	\$19,896	03/29/2022
			\$1,147,747	\$360,196	09/14/2022
40J-795.04	District-Wide Planning - Specialty Consulting - Trade	\$500,000	\$500,000		05/30/2018
			\$1,022,093	\$522,092	11/26/2018
			\$1,022,093	\$0	03/29/2022
			\$1,023,344	\$1,251	08/11/2022
			\$1,209,270	\$185,925	07/18/2023
			\$1,357,020	\$147,750	07/18/2024
40J-795.05	Labor Compliance - Trade	\$681,231	\$681,231		07/30/2018
			\$787,566	\$106,335	11/08/2018
			\$681,231	\$(106,335)	01/29/2019
			\$771,118	\$89,886	07/25/2024
			\$1,261,825	\$490,706	08/08/2024

Budget transfers performed to reflect campus project re-prioritization of the strategic execution plan.

College Project Central Services

Sub-Project/Building Level Budget Transfer Log

Proj Ref	Project/Building Name	Established Budget	Current Budget	Variance	Approved Date
40J-795.06	District Central Services - Specialty Consulting - Trade	\$767,438	\$767,438 \$1,045,811	\$278,372	07/30/2018 12/20/2024
40J-795.07	District Wide Integrated Energy Resource Plan - Trade	\$278,768	\$278,768 \$303,663	\$24,895	01/06/2022 01/27/2023
40J-795.08	District-Wide Design Guidelines & Facility/Campus Stand	\$269,462	\$269,462 \$231,435	\$(38,027)	01/25/2022 05/18/2022
40J-795.09	Program Management Information System - Trade	\$1,391,112	\$1,391,112		05/26/2022
40J-795.10	Building Renewal Studies – Trade	\$2,400,000	\$2,400,000		02/15/2023
40J-810.00	Resource & Recovery - Valley	\$858,432	\$858,432 \$858,254	\$(177)	01/01/2014 10/05/2020
40J-828.00	Program Planning Support - Valley	\$604,000	\$604,000		07/18/2023
40J-855.00	FF & E- Valley	\$1,882,206	\$1,882,206 \$2,722,991 \$2,723,051 \$2,602,373 \$2,997,373 \$3,005,265 \$2,988,947 \$2,990,947	\$840,784 \$60 \$(120,678) \$395,000 \$7,892 \$(16,317) \$2,000	01/01/2014 11/08/2018 12/13/2018 01/31/2019 04/17/2019 10/02/2020 11/09/2020 07/19/2021
40J-855.01	FF and E- Valley	\$15,561	\$15,561		01/01/2014
40J-884.00	Facilities Equipment Asset Tagging - Valley	\$463,401	\$463,401 \$403,001	\$(60,400)	11/02/2022 07/03/2024
40J-885.00	Real Estate Services - Valley	\$6,610	\$6,610 \$51,910 \$56,452 \$84,659	\$45,300 \$4,542 \$28,206	06/01/2020 03/30/2022 08/16/2024 11/12/2024

Budget transfers performed to reflect campus project re-prioritization of the strategic execution plan.

College Project Central Services

Sub-Project/Building Level Budget Transfer Log

Proj Ref	Project/Building Name	Established Budget	Current Budget	Variance	Approved Date
40J-886.00	Legal - Valley	\$5,235,231	\$5,235,231		07/26/2016
			\$5,292,231	\$57,000	11/07/2018
			\$6,384,595	\$1,092,364	12/19/2018
			\$6,534,595	\$150,000	10/14/2020
			\$7,454,595	\$920,000	12/10/2020
			\$8,110,695	\$656,099	12/20/2021
			\$8,439,909	\$329,213	03/01/2023
			\$8,408,919	\$(30,989)	06/05/2023
			\$11,125,626	\$2,716,706	07/17/2023
			\$12,838,935	\$1,713,308	11/13/2023
40J-887.00	OCIP - Valley	\$8,885,852	\$8,885,852		08/30/2016
			\$8,895,782	\$9,929	11/08/2018
			\$13,772,314	\$36,419	12/13/2024
			\$13,790,797	\$18,482	12/19/2024
			\$8,891,892	\$(3,889)	01/25/2019
			\$9,521,383	\$629,490	09/10/2019
			\$13,629,735	\$4,108,352	05/14/2020
			\$13,671,411	\$41,676	01/25/2021
			\$13,672,377	\$966	10/04/2021
			\$13,682,604	\$10,227	07/22/2022
40J-888.00	Asset Management- Valley	\$2,383,056	\$2,383,056		01/01/2014
			\$2,748,590	\$365,533	11/08/2018
			\$2,724,430	\$(24,160)	02/21/2019
			\$3,405,281	\$680,851	09/03/2020
40J-889.00	Move Management- Valley	\$5,061,154	\$5,061,154		10/21/2015
			\$7,961,622	\$2,900,467	11/08/2018
			\$7,933,290	\$(28,331)	07/17/2020
			\$7,931,121	\$(2,169)	10/06/2021
40J-890.00	Program Management - Valley	\$23,969,251	\$23,969,251		01/01/2014
			\$25,099,669	\$1,130,418	03/29/2018
			\$38,496,389	\$13,396,720	05/24/2018
			\$39,110,452	\$614,062	06/12/2019
			\$39,297,692	\$187,240	07/24/2019
			\$39,297,695	\$3	07/06/2022
			\$45,908,015	\$6,610,319	06/07/2023
			\$48,319,072	\$2,411,056	06/12/2023

Budget transfers performed to reflect campus project re-prioritization of the strategic execution plan.



College Project Central Services

Sub-Project/Building Level Budget Transfer Log

Proj Ref	Project/Building Name	Established Budget	Current Budget	Variance	Approved Date
40J-891.00	Project Management - Valley	\$40,605	\$40,605		01/01/2014
40J-894.00	Audit - Valley	\$1,561,628	\$1,561,628		01/01/2014
			\$1,561,628	\$0	04/04/2017
			\$1,654,594	\$92,965	06/05/2019
			\$1,654,883	\$288	06/07/2019
			\$1,641,373	\$(13,510)	09/13/2019
			\$1,655,368	\$13,995	01/06/2020
			\$1,715,891	\$60,523	07/20/2021
			\$1,715,891	\$0	07/06/2022
			\$2,159,381	\$443,489	06/22/2023
			\$2,288,219	\$128,837	07/03/2023
40J-895.00	Specialty Consulting - Valley	\$4,632,626	\$4,632,626		01/01/2014
			\$4,680,946	\$48,320	02/12/2018
			\$4,753,426	\$72,480	07/26/2018
			\$5,861,192	\$1,107,766	07/30/2018
			\$5,956,159	\$94,966	06/18/2020
			\$5,957,057	\$898	03/30/2023
			\$5,957,641	\$583	04/05/2023
40J-895.01	College BIM Modeler - Valley	\$276,693	\$276,693		08/01/2014
			\$281,967	\$5,273	01/18/2018
			\$283,054	\$1,087	03/29/2018
			\$301,626	\$18,572	04/27/2018
			\$505,537	\$203,910	11/08/2018
			\$301,626	\$(203,910)	01/25/2019
40J-895.02	Community Economic Development - Valley	\$341,892	\$341,892		08/01/2014
			\$741,240	\$399,347	07/30/2018
			\$756,944	\$15,704	11/08/2018
			\$741,240	\$(15,704)	02/14/2019
			\$760,480	\$19,240	03/29/2022
			\$1,108,296	\$347,815	09/14/2022
40J-895.04	District-Wide Planning - Specialty Consulting - Valley	\$500,000	\$500,000		05/30/2018
			\$862,872	\$362,871	11/26/2018
			\$983,901	\$121,028	07/18/2023

Budget transfers performed to reflect campus project re-prioritization of the strategic execution plan.



College Project Central Services

Sub-Project/Building Level Budget Transfer Log

Proj Ref	Project/Building Name	Established Budget	Current Budget	Variance	Approved Date
40J-895.05	Labor Compliance - Valley	\$657,816	\$657,816		07/30/2018
			\$760,496	\$102,680	11/08/2018
			\$657,816	\$(102,680)	01/29/2019
			\$744,613	\$86,797	07/25/2024
			\$1,218,452	\$473,839	08/08/2024
40J-895.06	District Central Services - Specialty Consulting - Valley	\$741,060	\$741,060		07/30/2018
			\$1,009,864	\$268,804	12/20/2024
40J-895.07	District Wide Integrated Energy Resource Plan - Valley	\$305,200	\$305,200		01/06/2022
			\$264,991	\$(40,208)	01/27/2023
40J-895.08	District-Wide Design Guidelines & Facility/Campus Standards - Valley	\$198,480	\$198,480		01/28/2022
			\$223,480	\$25,000	05/18/2022
40J-895.09	Program Management Information System - Valley	\$1,343,296	\$1,343,296		05/26/2022
40J-895.10	Building Renewal Studies – Valley	\$1,200,000	\$1,200,000		02/15/2023
			\$1,282,676	\$82,675	07/31/2024
			\$1,362,744	\$80,068	11/26/2024
			\$1,367,544	\$4,800	12/20/2024
40J-910.00	Resource & Recovery - West	\$1,303,920	\$1,303,920		01/01/2014
			\$1,301,468	\$(2,452)	10/05/2020
40J-928.00	Program Planning Support - West	\$439,000	\$439,000		07/18/2023
40J-955.00	FF & E- West	\$2,063,698	\$2,063,698		01/01/2014
			\$2,674,798	\$611,100	11/08/2018
			\$2,674,842	\$43	12/13/2018
			\$2,439,060	\$(235,781)	01/31/2019
			\$2,426,109	\$(12,951)	11/09/2020
			\$2,428,109	\$2,000	07/19/2021
40J-955.01	FF and E- West	\$11,308	\$11,308		01/01/2014
40J-984.00	Facilities Equipment Asset Tagging - West	\$336,810	\$336,810		11/02/2022
			\$292,910	\$(43,900)	07/03/2024

Budget transfers performed to reflect campus project re-prioritization of the strategic execution plan.

College Project Central Services

Sub-Project/Building Level Budget Transfer Log

Proj Ref	Project/Building Name	Established Budget	Current Budget	Variance	Approved Date
40J-985.00	Real Estate Services - West	\$4,804	\$4,804		06/01/2020
			\$37,729	\$32,925	03/30/2022
			\$41,031	\$3,301	08/16/2024
			\$61,532	\$20,501	11/12/2024
40J-986.00	Legal - West	\$3,563,751	\$3,563,751		08/15/2014
			\$4,393,361	\$829,609	12/19/2018
			\$4,593,361	\$200,000	12/10/2020
			\$4,520,443	\$(72,918)	03/01/2023
			\$4,519,906	\$(536)	06/05/2023
			\$4,757,618	\$237,711	07/17/2023
40J-987.00	OCIP - West	\$6,886,385	\$6,886,385		08/30/2016
			\$6,893,602	\$7,217	11/08/2018
			\$10,120,873	\$13,433	12/19/2024
			\$6,890,775	\$(2,827)	01/25/2019
			\$7,046,625	\$155,850	09/10/2019
			\$10,032,662	\$2,986,037	05/14/2020
			\$10,062,953	\$30,291	01/25/2021
			\$10,041,534	\$(21,418)	07/22/2022
			\$10,058,346	\$16,811	07/11/2024
			\$10,080,969	\$22,623	07/17/2024
40J-988.00	Asset Management- West	\$2,297,256	\$2,297,256		01/01/2014
			\$2,562,933	\$265,677	11/08/2018
			\$2,545,373	\$(17,560)	02/21/2019
			\$2,602,701	\$57,327	09/03/2020
40J-989.00	Move Management- West	\$4,450,569	\$4,450,569		10/21/2015
			\$6,558,690	\$2,108,121	11/08/2018
			\$6,574,639	\$15,948	07/17/2020
			\$6,618,699	\$44,060	10/06/2021
40J-990.00	Program Management - West	\$17,625,632	\$17,625,632		01/01/2014
			\$18,607,440	\$981,807	03/29/2018
			\$28,344,460	\$9,737,020	05/24/2018
			\$28,790,774	\$446,313	06/12/2019
			\$28,926,864	\$136,090	07/24/2019

Budget transfers performed to reflect campus project re-prioritization of the strategic execution plan.

College Project Central Services

Sub-Project/Building Level Budget Transfer Log

Proj Ref	Project/Building Name	Established Budget	Current Budget	Variance	Approved Date
			\$28,926,863	\$0	07/06/2022
			\$33,731,384	\$4,804,520	06/07/2023
			\$35,483,791	\$1,752,407	06/12/2023
40J-991.00	Project Management - West	\$567,851	\$567,851		01/01/2014
40J-994.00	Audit - West	\$1,140,198	\$1,140,198		01/01/2014
			\$1,207,768	\$67,569	06/05/2019
			\$1,221,721	\$13,953	09/13/2019
			\$1,207,726	\$(13,995)	01/06/2020
			\$1,251,464	\$43,737	07/20/2021
			\$1,251,464	\$0	07/06/2022
			\$1,573,802	\$322,337	06/22/2023
			\$1,667,444	\$93,641	07/03/2023
40J-995.00	Specialty Consulting - West	\$3,812,135	\$3,812,135		01/01/2014
			\$3,847,255	\$35,120	02/12/2018
			\$3,899,935	\$52,680	07/26/2018
			\$4,705,082	\$805,147	07/30/2018
			\$5,062,770	\$357,687	10/22/2019
			\$5,063,030	\$260	11/21/2019
			\$5,307,225	\$244,194	06/18/2020
			\$5,307,878	\$652	03/30/2023
			\$5,308,302	\$424	04/05/2023
40J-995.01	College BIM Modeler - West	\$201,107	\$201,107		08/01/2014
			\$204,940	\$3,832	01/18/2018
			\$205,730	\$790	03/29/2018
			\$219,228	\$13,498	04/27/2018
			\$367,435	\$148,206	11/08/2018
			\$219,228	\$(148,206)	01/25/2019
40J-995.02	Community Economic Development - West	\$248,433	\$248,433		08/01/2014
			\$538,687	\$290,254	07/30/2018
			\$550,101	\$11,414	11/08/2018
			\$538,687	\$(11,414)	02/14/2019
			\$552,733	\$14,046	03/29/2022
			\$805,533	\$252,799	09/14/2022
40J-995.04	District-Wide Planning - Specialty Consulting - West	\$500,000	\$500,000		05/30/2018
			\$810,629	\$310,628	11/26/2018

Budget transfers performed to reflect campus project re-prioritization of the strategic execution plan.

College Project Central Services

Sub-Project/Building Level Budget Transfer Log

Proj Ref	Project/Building Name	Established Budget	Current Budget	Variance	Approved Date
			\$810,629	\$0	03/29/2022
			\$1,408,098	\$597,469	07/18/2023
40J-995.05	Labor Compliance - West	\$478,114	\$478,114		07/30/2018
			\$552,744	\$74,630	11/08/2018
			\$478,114	\$(74,630)	01/29/2019
			\$541,201	\$63,086	07/25/2024
			\$885,597	\$344,396	08/08/2024
40J-995.06	District Central Services - Specialty Consulting - West	\$538,618	\$538,618		07/30/2018
			\$733,991	\$195,372	12/20/2024
40J-995.07	District Wide Integrated Energy Resource Plan - West	\$211,478	\$211,478		01/05/2022
			\$239,623	\$28,145	01/27/2023
40J-995.08	District-Wide Design Guidelines & Facility/Campus Standards	\$142,792	\$142,792		01/25/2022
			\$162,430	\$19,638	05/18/2022
40J-995.09	Program Management Information System - West	\$976,336	\$976,336		05/26/2022
40J-995.10	Building Renewal Studies – West	\$800,000	\$800,000		02/15/2023
40J-A87.00	OCIP - ADA Compliance	\$2,022,775	\$2,022,775		08/30/2016
			\$50,000	\$(1,972,774)	09/10/2019
40J-C87.00	OCIP - Escrow Deposit	\$10,916,471	\$10,916,471		08/30/2016
40J-C95.07	District Wide Integrated Energy Resource Plan - Corporate	\$34,880	\$34,880		01/05/2022
			\$31,330	\$(3,550)	01/27/2023
40J-D55.00	FF & E - District	\$886,996	\$886,996		01/01/2014
			\$890,248	\$3,252	12/13/2018
			\$1,205,496	\$315,247	01/31/2019
			\$1,226,756	\$21,259	09/13/2019
			\$1,708,542	\$481,786	11/09/2020
			\$1,692,735	\$(15,807)	07/19/2021
			\$1,692,948	\$213	07/20/2021

Budget transfers performed to reflect campus project re-prioritization of the strategic execution plan.

College Project Central Services

Sub-Project/Building Level Budget Transfer Log

Proj Ref	Project/Building Name	Established Budget	Current Budget	Variance	Approved Date
40J-D87.00	OCIP - District	\$174,951	\$174,951		08/30/2016
			\$33,818	\$(141,132)	09/10/2019
40J-D88.00	Asset Management - District	\$3,000,000	\$3,000,000		01/01/2014
			\$2,702,491	\$(297,509)	09/03/2020
40J-D95.07	District Wide Integrated Energy Resource Plan - District E	\$31,330	\$31,330		01/06/2022
			\$27,068	\$(4,261)	01/27/2023
40J-G10.00	Resource & Recovery - Southgate	\$43,717	\$43,717		01/01/2014
			\$43,628	\$(89)	10/05/2020
40J-G22-PV	PVJOBS- FIRESTONE /SOUTHGATE	\$680,056	\$680,056		01/01/2014
40J-G55.00	FF & E - Southgate	\$946,350	\$946,350		01/01/2014
			\$636,400	\$(309,949)	01/31/2019
			\$630,750	\$(5,650)	11/09/2020
			\$634,107	\$3,356	08/16/2024
40J-G55.01	FF and E- Southgate	\$7,886	\$7,886		01/01/2014
40J-G86.00	Legal - Southgate	\$1,051,507	\$1,051,507		01/01/2014
			\$1,437,507	\$386,000	11/07/2018
			\$1,637,507	\$200,000	12/19/2018
			\$1,974,853	\$337,346	12/20/2021
			\$1,961,074	\$(13,778)	06/05/2023
			\$2,198,786	\$237,711	07/17/2023
			\$2,097,833	\$(100,952)	11/13/2023
40J-G87.00	OCIP - Southgate	\$3,278,959	\$3,278,959		08/30/2016
			\$1,333,935	\$(1,945,024)	09/10/2019
40J-G88.00	Asset Management- Southgate	\$1,794,430	\$1,794,430		01/01/2014
40J-G89.00	Move Management- Southgate	\$1,400,894	\$1,400,894		10/21/2015
			\$1,373,216	\$(27,678)	10/06/2021

Budget transfers performed to reflect campus project re-prioritization of the strategic execution plan.

College Project Central Services

Sub-Project/Building Level Budget Transfer Log

Proj Ref	Project/Building Name	Established Budget	Current Budget	Variance	Approved Date
40J-G90.00	Program Management - Southgate	\$10,575,379	\$10,575,379		01/01/2014
			\$2,372,468	\$(8,202,911)	03/29/2018
40J-G91.00	Project Management - Southgate	\$19,909	\$19,909		01/01/2014
40J-G94.00	Audit - Southgate	\$667,710	\$667,710		01/01/2014
			\$84,326	\$(583,384)	07/20/2021
40J-G95.00	Specialty Consulting - Southgate	\$1,980,783	\$1,980,783		01/01/2014
			\$1,320,851	\$(659,932)	10/22/2019
			\$1,320,329	\$(521)	11/21/2019
40J-G95.07	District Wide Integrated Energy Resource Plan - South Gate	\$31,330	\$31,330		01/06/2022
40J-G95.10	Building Renewal Studies - South Gate	\$400,000	\$400,000		02/15/2023
40J-J55.00	FF & E	\$2,176,000	\$2,176,000		11/08/2018
			\$2,148,253	\$(27,747)	10/02/2020
			\$2,072,008	\$(76,244)	07/20/2021
			\$1,867,258	\$(204,750)	07/19/2024
			\$1,863,901	\$(3,356)	08/16/2024
40J-J84.00	Facilities Equipment Asset Tagging	\$50,000	\$50,000		11/02/2022
			\$550,000	\$500,000	07/03/2024
40J-J85.00	Real Estate Services	\$1,000,000	\$1,000,000		12/13/2018
			\$942,530	\$(57,470)	06/01/2020
			\$932,622	\$(9,908)	11/18/2021
			\$532,622	\$(400,000)	03/30/2022
			\$495,022	\$(37,600)	08/16/2024
			\$261,522	\$(233,500)	11/12/2024
40J-J87.00	OCIP	\$1,700,477	\$1,700,477		05/14/2020
			\$1,355,477	\$(345,000)	01/25/2021
			\$1,329,046	\$(26,430)	07/22/2022
			\$1,137,570	\$(191,475)	07/11/2024
			\$879,903	\$(257,667)	07/17/2024
			\$705,922	\$(173,980)	12/13/2024

Budget transfers performed to reflect campus project re-prioritization of the strategic execution plan.

College Project Central Services

Sub-Project/Building Level Budget Transfer Log

Proj Ref	Project/Building Name	Established Budget	Current Budget	Variance	Approved Date
			\$552,922	\$(153,000)	12/19/2024
40J-J88.00	Asset Management	\$3,000,000	\$3,000,000		11/08/2018
40J-J89.00	Move Management	\$2,500,000	\$2,500,000		11/08/2018
40J-J92.00	Corporate Center	\$1,925,586	\$1,925,586		01/11/2016
			\$2,175,586	\$250,000	09/02/2020
			\$2,518,263	\$342,676	07/13/2021
			\$2,962,623	\$444,360	09/26/2022
			\$3,184,451	\$221,828	03/27/2023
			\$4,077,451	\$893,000	07/21/2023
40J-J92.01	Corporate Center - District Security Offices	\$39,000	\$39,000		02/07/2023
40J-J95.04	District-Wide Planning - Specialty Consulting	\$3,500,000	\$3,500,000		05/30/2018
			\$250,000	\$(3,250,000)	11/26/2018
			\$220,193	\$(29,806)	06/03/2020
			\$183,681	\$(36,512)	04/01/2021
			\$143,571	\$(40,110)	04/16/2021
			\$106,683	\$(36,887)	04/01/2022
			\$105,432	\$(1,251)	08/11/2022
			\$191,433	\$86,000	07/18/2023
			\$43,683	\$(147,750)	07/18/2024
			\$30,092	\$(13,590)	11/25/2024
40J-J95.10	Building Renewal Studies	\$890,000	\$890,000		02/15/2023
			\$807,324	\$(82,675)	07/31/2024
			\$723,681	\$(83,643)	09/03/2024
			\$422,800	\$(300,880)	11/12/2024
			\$342,732	\$(80,068)	11/26/2024
			\$337,932	\$(4,800)	12/20/2024
40J-N21-PV	PVJOBS - NORTHEAST	\$21,578	\$21,578		01/01/2014
40J-N86.00	Legal - Van De Kamp	\$2,709,375	\$2,709,375		12/28/2016
			\$3,363,341	\$653,966	10/12/2017
			\$3,442,523	\$79,181	09/21/2018
			\$2,029,764	\$(1,412,759)	11/07/2018
			\$2,229,764	\$200,000	12/19/2018

Budget transfers performed to reflect campus project re-prioritization of the strategic execution plan.

College Project Central Services

Sub-Project/Building Level Budget Transfer Log

Proj Ref	Project/Building Name	Established Budget	Current Budget	Variance	Approved Date
			\$1,959,764	\$(270,000)	12/10/2020
			\$2,095,599	\$135,835	07/17/2023
			\$1,894,675	\$(200,923)	11/13/2023
40J-N95.07	District Wide Integrated Energy Resource Plan - Northeast	\$33,790	\$33,790		01/11/2022
			\$37,620	\$3,830	01/27/2023
40J-S87.00	OCIP - Storm Water Implementation	\$849,532	\$849,532		01/01/2014
			\$50,000	\$(799,532)	09/10/2019
40J-T55.00	FF & E - Technology	\$6,897,207	\$6,897,207		11/08/2018
			\$7,247,207	\$350,000	05/24/2017
			\$11,146,297	\$3,899,089	01/31/2019
			\$11,196,297	\$50,000	04/17/2019
			\$10,592,297	\$(604,000)	12/06/2019
			\$10,797,047	\$204,750	07/19/2024
40J-X21.00	Website and Digital Media	\$874,000	\$874,000		12/06/2019
40J-X87.00	OCIP - Safety - Districtwide	\$32,200	\$32,200		01/25/2019
40J-X88.00	Asset Management - Districtwide	\$200,000	\$200,000		02/21/2019
40J-X95.01	College BIM Modeler - Districtwide	\$1,688,000	\$1,688,000		01/25/2019
40J-X95.02	Community Economic Development - Districtwide	\$130,000	\$130,000		02/14/2019
40J-X95.05	Labor Compliance - Districtwide	\$850,000	\$850,000		01/29/2019

Budget transfers performed to reflect campus project re-prioritization of the strategic execution plan.



College Project Central Services Exhibit B

Exhibit B College Project Central Services All Sub-projects by Rollup

College Project Central Services

All Sub-Projects by Rollup

10D-090		Current Budget	EAC	Funding Variance
10D-055.00	Bulk Procurement	\$0	\$0	\$0
10D-055.03	DW ATHLETIC/FITNESS EQUIP	\$0	\$0	\$0
10D-055.06	Bulk Purchase - CHILD DEV CTR F&E	\$0	\$0	\$0
10D-055.07	FIRE EXTINGUISHERS	\$0	\$0	\$0
10D-055.08	PROCUREMENT OF APPLIANCES	\$0	\$0	\$0
10D-055.09	AUDIO VISUAL EQUIPMENT	\$0	\$0	\$0
10D-055.10	HEALTH RELATED EQUIPMENT	\$0	\$0	\$0
10D-055.11	SUSTAINABLE HARD FLOORING	\$0	\$0	\$0
10D-055.12	ATHLETIC EQUIPMENT & SUP.	\$0	\$0	\$0
10D-055.21	SAFETY EQUIP. & SUPPLIES	\$0	\$0	\$0
10D-056.01	Document Scanning	\$0	\$0	\$0
10D-056.06	Central plant - centrally funded energy	\$0	\$0	\$0
10D-057.00	District Wide Project	\$0	\$0	\$0
10D-080.00	District Wide Program Mgmt	\$0	\$0	\$0
10D-089.00	DW-ASSET ASSESS & MOVE	\$0	\$0	\$0
10D-090.00	Program Management - Services	\$0	\$0	\$0
10D-091.00	Project Management Services	\$0	\$0	\$0
10D-092.00	Program Management - Reimbursables	\$0	\$0	\$0
10D-093.00	District Wide - Legal Services	\$0	\$0	\$0
10D-094.00	Performance / Financial Auditing Services	\$0	\$0	\$0
10D-095.00	District Wide - Other Consulting Services	\$1,269,973	\$1,269,973	\$0
10D-096.00	DW-INSPECTION & TESTING	\$0	\$0	\$0
10D-097.00	DISTRICT-WIDE DSA FEES	\$0	\$0	\$0
10D-099.00	District-wide Non-Water Use Urinals (Cartridge)	\$0	\$0	\$0
10D-100.00	District-wide Non-Water Use Urinals (Non-Cartridge)	\$0	\$0	\$0
10D-101.00	District-wide Scanning and Coding	\$0	\$0	\$0
10D-102.00	District-wide Concrete Procurement	\$0	\$0	\$0
10D-103.00	District-wide Athletic/Fitness Equipment	\$0	\$0	\$0
10D-105.00	Off Site Storage	\$0	\$0	\$0
10D-106.00	Purchase of Power Tools for Maintenance & Operations	\$0	\$0	\$0
10D-107.00	Districtwide-Procurement of Musical Instruments	\$0	\$0	\$0
10D-999.00	ACCRUALS	\$0	\$0	\$0
40J-J86.00	Bench Contract Holding	\$0	\$0	\$0
		\$1,269,973	\$1,269,973	\$0
10D-J87		Current Budget	EAC	Funding Variance
10D-098.00	Insurance	\$15,665	\$15,665	\$0
10D-098.01	OCIP - Escrow Deposit	\$0	\$0	\$0
		\$15,665	\$15,665	\$0
40J-J10		Current Budget	EAC	Funding Variance
40J-110.00	Resource & Recovery - City	\$809,398	\$809,398	\$0
40J-210.00	Resource & Recovery- East	\$1,017,543	\$1,017,543	\$0
40J-310.00	Resource & Recovery- Harbor	\$678,238	\$678,238	\$0

College Project Central Services

All Sub-Projects by Rollup

40J-J10		Current Budget	EAC	Funding Variance
40J-410.00	Resource & Recovery - Mission	\$602,723	\$602,723	\$0
40J-510.00	Resource & Recovery - Pierce	\$845,350	\$845,350	\$0
40J-610.00	Resource & Recovery - Southwest	\$722,421	\$722,421	\$0
40J-710.00	Resource & Recovery - Trade	\$723,133	\$723,133	\$0
40J-810.00	Resource & Recovery - Valley	\$858,254	\$858,254	\$0
40J-910.00	Resource & Recovery - West	\$1,301,468	\$1,301,468	\$0
40J-G10.00	Resource & Recovery - Southgate	\$43,628	\$43,628	\$0
		\$7,602,155	\$7,602,155	\$0
40J-J21		Current Budget	EAC	Funding Variance
40J-X21.00	Website and Digital Media	\$874,000	\$874,000	\$0
		\$874,000	\$874,000	\$0
40J-J28		Current Budget	EAC	Funding Variance
40J-128.00	Program Planning Support - City	\$617,000	\$617,000	\$0
40J-228.00	Program Planning Support - East	\$686,000	\$686,000	\$0
40J-328.00	Program Planning Support - Harbor	\$447,000	\$447,000	\$0
40J-428.00	Program Planning Support - Mission	\$440,500	\$440,500	\$0
40J-528.00	Program Planning Support - Pierce	\$699,500	\$699,500	\$0
40J-628.00	Program Planning Support - Southwest	\$441,500	\$441,500	\$0
40J-728.00	Program Planning Support - Trade	\$625,500	\$625,500	\$0
40J-828.00	Program Planning Support - Valley	\$604,000	\$604,000	\$0
40J-928.00	Program Planning Support - West	\$439,000	\$439,000	\$0
		\$5,000,000	\$5,000,000	\$0
40J-J55		Current Budget	EAC	Funding Variance
40J-155.00	FF & E- City	\$2,863,080	\$2,863,080	\$0
40J-155.01	FF and E- City	\$15,903	\$15,903	\$0
40J-255.00	FF & E- East	\$3,182,509	\$3,182,509	\$0
40J-255.01	FF and E- East	\$17,678	\$17,678	\$0
40J-355.00	FF & E- Harbor	\$2,538,203	\$2,538,203	\$0
40J-355.01	FF and E- Harbor	\$11,513	\$11,513	\$0
40J-455.00	FF & E- Mission	\$2,426,737	\$2,426,737	\$0
40J-455.01	FF and E- Mission	\$35,177	\$35,177	\$0
40J-555.00	FF & E- Pierce	\$4,744,463	\$4,744,463	\$0
40J-555.01	FF and E- Pierce	\$18,034	\$18,034	\$0
40J-655.00	FF & E- Southwest	\$2,562,532	\$2,562,532	\$0
40J-655.01	FF and E- Southwest	\$11,376	\$11,376	\$0
40J-755.00	FF & E- Trade	\$2,599,851	\$2,599,851	\$0
40J-755.01	FF and E- Trade	\$16,118	\$16,118	\$0
40J-855.00	FF & E- Valley	\$2,990,947	\$2,990,947	\$0
40J-855.01	FF and E- Valley	\$15,561	\$15,561	\$0
40J-955.00	FF & E- West	\$2,428,109	\$2,428,109	\$0
40J-955.01	FF and E- West	\$11,308	\$11,308	\$0

College Project Central Services

All Sub-Projects by Rollup

40J-J55		Current Budget	EAC	Funding Variance
40J-D55.00	FF & E - District	\$1,692,948	\$1,692,948	\$0
40J-G55.00	FF & E - Southgate	\$634,107	\$634,107	\$0
40J-G55.01	FF and E- Southgate	\$7,886	\$7,886	\$0
40J-J55.00	FF & E	\$1,863,901	\$1,863,901	\$0
40J-T55.00	FF & E - Technology	\$10,797,047	\$10,797,047	\$0
40J-X55.00	FF & E - Districtwide	\$11,963	\$11,963	\$0
		\$41,496,952	\$41,496,952	\$0
40J-J84		Current Budget	EAC	Funding Variance
40J-184.00	Facilities Equipment Asset Tagging - City	\$411,675	\$411,675	\$0
40J-284.00	Facilities Equipment Asset Tagging - East	\$457,713	\$457,713	\$0
40J-384.00	Facilities Equipment Asset Tagging - Harbor	\$298,247	\$298,247	\$0
40J-484.00	Facilities Equipment Asset Tagging - Mission	\$293,910	\$293,910	\$0
40J-584.00	Facilities Equipment Asset Tagging - Pierce	\$466,720	\$466,720	\$0
40J-684.00	Facilities Equipment Asset Tagging - Southwest	\$294,578	\$294,578	\$0
40J-784.00	Facilities Equipment Asset Tagging - Trade	\$417,346	\$417,346	\$0
40J-884.00	Facilities Equipment Asset Tagging - Valley	\$403,001	\$403,001	\$0
40J-984.00	Facilities Equipment Asset Tagging - West	\$292,910	\$292,910	\$0
40J-J84.00	Facilities Equipment Asset Tagging	\$550,000	\$550,000	\$0
		\$3,886,100	\$3,886,100	\$0
40J-J85		Current Budget	EAC	Funding Variance
40J-185.00	Real Estate Services - City	\$86,481	\$86,728	\$(247)
40J-285.00	Real Estate Services - East	\$96,153	\$96,427	\$(274)
40J-385.00	Real Estate Services - Harbor	\$62,653	\$62,832	\$(179)
40J-485.00	Real Estate Services - Mission	\$64,492	\$64,668	\$(176)
40J-585.00	Real Estate Services - Pierce	\$98,045	\$98,325	\$(280)
40J-685.00	Real Estate Services - Southwest	\$61,882	\$62,059	\$(177)
40J-785.00	Real Estate Services - Trade	\$87,673	\$87,923	\$(250)
40J-885.00	Real Estate Services - Valley	\$84,659	\$84,901	\$(242)
40J-985.00	Real Estate Services - West	\$61,532	\$61,708	\$(176)
40J-G85.00	Real Estate Services - South Gate	\$22,408	\$22,408	\$0
40J-J85.00	Real Estate Services	\$261,522	\$259,522	\$2,000
40J-N85.00	Real Estate Services - Northeast	\$12,500	\$12,500	\$0
		\$1,000,000	\$1,000,000	\$0
40J-J86		Current Budget	EAC	Funding Variance
40J-186.00	Legal - City	\$6,110,953	\$6,110,953	\$0
40J-286.00	Legal - East	\$10,979,190	\$11,004,793	\$(25,603)
40J-386.00	Legal - Harbor	\$4,241,504	\$4,241,504	\$0
40J-486.00	Legal - Mission	\$4,978,821	\$4,978,821	\$0
40J-586.00	Legal - Pierce	\$8,210,676	\$8,210,676	\$0
40J-686.00	Legal - Southwest	\$3,169,531	\$3,169,531	\$0
40J-786.00	Legal - Trade	\$7,298,820	\$7,298,820	\$0

College Project Central Services

All Sub-Projects by Rollup

40J-J86		Current Budget	EAC	Funding Variance
40J-886.00	Legal - Valley	\$12,838,935	\$12,791,672	\$47,263
40J-986.00	Legal - West	\$4,931,926	\$4,953,586	\$(21,660)
40J-A86.00	Legal/Audit - ADA Compliance	\$0	\$0	\$0
40J-B86.00	Legal/Audit - Anti-Graffiti program	\$0	\$0	\$0
40J-D86.00	Legal - District 770 HQ	\$0	\$0	\$0
40J-E86.00	Legal/Audit - Energy	\$0	\$0	\$0
40J-G86.00	Legal - Southgate	\$2,097,833	\$2,097,833	\$0
40J-H86.00	Legal/Audit - Health Careers Academy	\$0	\$0	\$0
40J-N86.00	Legal - Van De Kamp	\$1,894,675	\$1,894,675	\$0
40J-R86.00	Legal/Audit - Warranty Program	\$0	\$0	\$0
40J-S86.00	Legal/Audit - Storm Water Implementation	\$0	\$0	\$0
40J-W86.00	Legal/Audit - Whole Building Commissioning	\$0	\$0	\$0
		\$66,752,865	\$66,752,865	\$0
40J-J87		Current Budget	EAC	Funding Variance
40J-187.00	OCIP - City	\$13,791,500	\$13,791,500	\$0
40J-287.00	OCIP - East	\$15,533,562	\$15,533,562	\$0
40J-387.00	OCIP - Harbor	\$10,160,646	\$10,160,646	\$0
40J-487.00	OCIP - Mission	\$10,293,464	\$10,293,464	\$0
40J-587.00	OCIP - Pierce	\$15,928,311	\$15,928,311	\$0
40J-687.00	OCIP - Southwest	\$10,087,583	\$10,087,583	\$0
40J-787.00	OCIP - Trade	\$14,083,881	\$14,083,881	\$0
40J-887.00	OCIP - Valley	\$13,790,797	\$13,790,797	\$0
40J-987.00	OCIP - West	\$10,120,873	\$10,120,873	\$0
40J-A87.00	OCIP - ADA Compliance	\$50,000	\$50,000	\$0
40J-C87.00	OCIP - Escrow Deposit	\$10,916,471	\$10,916,471	\$0
40J-D87.00	OCIP - District	\$33,818	\$33,818	\$0
40J-E87.00	OCIP - Energy	\$0	\$0	\$0
40J-G87.00	OCIP - Southgate	\$1,333,935	\$1,333,935	\$0
40J-H87.00	OCIP - Health Careers Academy	\$0	\$0	\$0
40J-J87.00	OCIP	\$552,922	\$552,922	\$0
40J-S87.00	OCIP - Storm Water Implementation	\$50,000	\$50,000	\$0
40J-X87.00	OCIP - Safety - Districtwide	\$32,200	\$32,200	\$0
		\$126,759,963	\$126,759,963	\$0
40J-J88		Current Budget	EAC	Funding Variance
40J-188.00	Asset Management- City	\$3,452,391	\$3,452,391	\$0
40J-288.00	Asset Management- East	\$3,964,120	\$3,964,120	\$0
40J-388.00	Asset Management- Harbor	\$2,561,630	\$2,561,630	\$0
40J-488.00	Asset Management- Mission	\$2,430,808	\$2,430,808	\$0
40J-588.00	Asset Management- Pierce	\$3,910,939	\$3,910,939	\$0
40J-688.00	Asset Management- Southwest	\$2,570,602	\$2,570,602	\$0
40J-788.00	Asset Management- Trade	\$3,332,349	\$3,332,349	\$0
40J-888.00	Asset Management- Valley	\$3,405,281	\$3,405,281	\$0

College Project Central Services

All Sub-Projects by Rollup

40J-J88		Current Budget	EAC	Funding Variance
40J-988.00	Asset Management- West	\$2,602,701	\$2,602,701	\$0
40J-D88.00	Asset Management - District	\$2,702,491	\$2,702,491	\$0
40J-G88.00	Asset Management- Southgate	\$1,794,430	\$1,794,430	\$0
40J-J88.00	Asset Management	\$3,000,000	\$3,000,000	\$0
40J-X88.00	Asset Management - Districtwide	\$200,000	\$200,000	\$0
		\$35,927,742	\$35,927,742	\$0

40J-J89		Current Budget	EAC	Funding Variance
40J-189.00	Move Management- City	\$7,658,333	\$7,658,333	\$0
40J-289.00	Move Management- East	\$10,273,493	\$10,273,493	\$0
40J-389.00	Move Management- Harbor	\$6,155,085	\$6,155,085	\$0
40J-489.00	Move Management- Mission	\$5,931,223	\$5,931,223	\$0
40J-589.00	Move Management- Pierce	\$8,538,310	\$8,538,310	\$0
40J-689.00	Move Management- Southwest	\$6,704,382	\$6,704,382	\$0
40J-789.00	Move Management- Trade	\$7,130,282	\$7,130,282	\$0
40J-889.00	Move Management- Valley	\$7,931,121	\$7,931,121	\$0
40J-989.00	Move Management- West	\$6,618,699	\$6,618,699	\$0
40J-D89.00	Move Management - District 770 HQ	\$0	\$0	\$0
40J-G89.00	Move Management- Southgate	\$1,373,216	\$1,373,216	\$0
40J-J89.00	Move Management	\$2,500,000	\$2,500,000	\$0
		\$70,814,144	\$70,814,144	\$0

40J-J90		Current Budget	EAC	Funding Variance
40J-190.00	Program Management - City	\$49,361,986	\$49,361,986	\$0
40J-290.00	Program Management - East	\$54,967,106	\$54,967,106	\$0
40J-390.00	Program Management - Harbor	\$35,791,522	\$35,791,522	\$0
40J-490.00	Program Management - Mission	\$35,284,921	\$35,284,921	\$0
40J-590.00	Program Management - Pierce	\$55,939,118	\$55,939,118	\$0
40J-690.00	Program Management - Southwest	\$35,505,446	\$35,505,446	\$0
40J-790.00	Program Management - Trade	\$49,983,543	\$49,983,543	\$0
40J-890.00	Program Management - Valley	\$48,319,072	\$48,319,072	\$0
40J-990.00	Program Management - West	\$35,483,791	\$35,483,791	\$0
40J-A90.00	Program Management - ADA Compliance	\$0	\$0	\$0
40J-B90.00	Program Management - Anti-Graffiti program	\$0	\$0	\$0
40J-D90.00	Program Management - District 770 HQ	\$0	\$0	\$0
40J-E90.00	Program Management - Energy	\$0	\$0	\$0
40J-G90.00	Program Management - Southgate	\$2,372,468	\$2,372,468	\$0
40J-H90.00	Program Management - Health Careers Academy	\$0	\$0	\$0
40J-R90.00	Program Management - Warranty Program	\$0	\$0	\$0
40J-S90.00	Program Management - Storm Water Implementation	\$0	\$0	\$0
40J-W90.00	Program Management - Whole Building Commissioning	\$0	\$0	\$0
		\$403,008,974	\$403,008,974	\$0

40J-J91		Current Budget	EAC	Funding Variance
----------------	--	-----------------------	------------	-------------------------

College Project Central Services

All Sub-Projects by Rollup

40J-J91		Current Budget	EAC	Funding Variance
40J-191.00	Project Management - City	\$41,496	\$41,496	\$0
40J-291.00	Project Management - East	\$46,132	\$46,132	\$0
40J-391.00	Project Management - Harbor	\$30,043	\$30,043	\$0
40J-491.00	Project Management - Mission	\$414,659	\$414,659	\$0
40J-591.00	Project Management - Pierce	\$120,447	\$120,447	\$0
40J-691.00	Project Management - Southwest	\$66,461	\$66,461	\$0
40J-791.00	Project Management - Trade	\$42,063	\$42,063	\$0
40J-891.00	Project Management - Valley	\$40,605	\$40,605	\$0
40J-991.00	Project Management - West	\$567,851	\$567,851	\$0
40J-G91.00	Project Management - Southgate	\$19,909	\$19,909	\$0
		\$1,389,667	\$1,389,667	\$0
40J-J92		Current Budget	EAC	Funding Variance
40J-J92.00	Corporate Center	\$4,077,451	\$4,077,451	\$0
40J-J92.01	Corporate Center - District Security Offices	\$39,000	\$39,000	\$0
		\$4,116,451	\$4,116,451	\$0
40J-J94		Current Budget	EAC	Funding Variance
40J-194.00	Audit - City	\$2,336,516	\$2,336,516	\$0
40J-294.00	Audit - East	\$2,598,140	\$2,598,140	\$0
40J-394.00	Audit - Harbor	\$1,693,402	\$1,693,402	\$0
40J-494.00	Audit - Mission	\$1,668,069	\$1,668,069	\$0
40J-594.00	Audit - Pierce	\$2,648,932	\$2,648,932	\$0
40J-694.00	Audit- Southwest	\$1,671,862	\$1,671,862	\$0
40J-794.00	Audit - Trade	\$2,368,120	\$2,368,120	\$0
40J-894.00	Audit - Valley	\$2,288,219	\$2,288,219	\$0
40J-994.00	Audit - West	\$1,667,444	\$1,667,444	\$0
40J-A94.00	Audit - ADA Compliance	\$0	\$0	\$0
40J-B94.00	Audit - Anti-Graffiti program	\$0	\$0	\$0
40J-G94.00	Audit - Southgate	\$84,326	\$84,326	\$0
40J-H94.00	Audit - Health Careers Academy	\$0	\$0	\$0
40J-R94.00	Audit - Warranty Program	\$0	\$0	\$0
40J-S94.00	Audit - Storm Water Implementation	\$0	\$0	\$0
40J-W94.00	Audit - Whole Building Commissioning	\$0	\$0	\$0
		\$19,025,028	\$19,025,028	\$0
40J-J95		Current Budget	EAC	Funding Variance
40J-195.00	Specialty Consulting - City	\$5,842,946	\$5,842,946	\$0
40J-195.01	College BIM Modeler - City	\$308,118	\$308,118	\$0
40J-195.02	Community Economic Development - City	\$1,132,150	\$1,132,150	\$0
40J-195.03	Districtwide Signage - City	\$20,000	\$20,000	\$0
40J-195.04	District-Wide Planning - Specialty Consulting - City	\$1,493,391	\$1,493,391	\$0
40J-195.05	Labor Compliance - City	\$1,244,677	\$1,244,677	\$0
40J-195.06	District Central Services - Specialty Consulting - City	\$1,031,600	\$1,031,600	\$0

College Project Central Services

All Sub-Projects by Rollup

40J-J95		Current Budget	EAC	Funding Variance
40J-195.07	District Wide Integrated Energy Resource Plan - City	\$323,808	\$323,808	\$0
40J-195.08	District-Wide Design Guidelines & Facility/Campus Standards –	\$228,290	\$228,290	\$0
40J-195.09	Program Management Information System - City	\$1,372,208	\$1,372,208	\$0
40J-195.10	Building Renewal Studies - City	\$800,000	\$800,000	\$0
40J-295.00	Specialty Consulting - East	\$6,475,171	\$6,475,171	\$0
40J-295.01	College BIM Modeler - East	\$342,576	\$342,576	\$0
40J-295.02	Community Economic Development - East	\$1,258,760	\$1,258,760	\$0
40J-295.03	Districtwide Signage - East	\$20,000	\$20,000	\$0
40J-295.04	District-Wide Planning - Specialty Consulting - East	\$1,733,353	\$1,733,353	\$0
40J-295.05	Labor Compliance - East	\$1,383,872	\$1,383,872	\$0
40J-295.06	District Central Services - Specialty Consulting - East	\$1,146,965	\$1,146,965	\$0
40J-295.07	District Wide Integrated Energy Resource Plan - East	\$327,695	\$327,695	\$0
40J-295.08	District-Wide Design Guidelines & Facility/Campus Standards –	\$253,820	\$253,820	\$0
40J-295.09	Program Management Information System - East	\$1,525,664	\$1,525,664	\$0
40J-295.10	Building Renewal Studies – East	\$1,200,881	\$1,200,881	\$0
40J-395.00	Specialty Consulting - Harbor	\$4,362,017	\$4,362,017	\$0
40J-395.01	College BIM Modeler - Harbor	\$223,223	\$223,223	\$0
40J-395.02	Community Economic Development - Harbor	\$820,212	\$820,212	\$0
40J-395.03	Districtwide Signage - Harbor	\$10,000	\$10,000	\$0
40J-395.04	District-Wide Planning - Specialty Consulting - Harbor	\$1,414,838	\$1,414,838	\$0
40J-395.05	Labor Compliance - Harbor	\$901,736	\$901,736	\$0
40J-395.06	District Central Services - Specialty Consulting - Harbor	\$747,366	\$747,366	\$0
40J-395.07	District Wide Integrated Energy Resource Plan - Harbor	\$251,270	\$251,270	\$0
40J-395.08	District-Wide Design Guidelines & Facility/Campus Standards –	\$165,390	\$165,390	\$0
40J-395.09	Program Management Information System - Harbor	\$994,128	\$994,128	\$0
40J-395.10	Building Renewal Studies – Harbor	\$600,000	\$600,000	\$0
40J-495.00	Specialty Consulting - Mission	\$4,254,861	\$4,254,861	\$0
40J-495.01	College BIM Modeler - Mission	\$219,978	\$219,978	\$0
40J-495.02	Community Economic Development - Mission	\$808,285	\$808,285	\$0
40J-495.04	District-Wide Planning - Specialty Consulting - Mission	\$548,236	\$548,236	\$0
40J-495.05	Labor Compliance - Mission	\$888,623	\$888,623	\$0
40J-495.06	District Central Services - Specialty Consulting - Mission	\$736,499	\$736,499	\$0
40J-495.07	District Wide Integrated Energy Resource Plan - Mission	\$168,212	\$168,212	\$0
40J-495.08	District-Wide Design Guidelines & Facility/Campus Standards –	\$162,985	\$162,985	\$0
40J-495.09	Program Management Information System - Mission	\$979,672	\$979,672	\$0
40J-495.10	Building Renewal Studies – Mission	\$483,643	\$483,643	\$0
40J-595.00	Specialty Consulting - Pierce	\$6,680,839	\$6,680,839	\$0
40J-595.01	College BIM Modeler - Pierce	\$349,317	\$349,317	\$0
40J-595.02	Community Economic Development - Pierce	\$1,283,531	\$1,283,531	\$0
40J-595.03	Districtwide Signage - Pierce	\$10,000	\$10,000	\$0
40J-595.04	District-Wide Planning - Specialty Consulting - Pierce	\$1,037,658	\$1,037,658	\$0
40J-595.05	Labor Compliance - Pierce	\$1,411,105	\$1,411,105	\$0
40J-595.06	District Central Services - Specialty Consulting - Pierce	\$1,169,536	\$1,169,536	\$0
40J-595.07	District Wide Integrated Energy Resource Plan - Pierce	\$270,423	\$270,423	\$0

College Project Central Services

All Sub-Projects by Rollup

40J-J95		Current Budget	EAC	Funding Variance
40J-595.08	District-Wide Design Guidelines & Facility/Campus Standards –	\$258,815	\$258,815	\$0
40J-595.09	Program Management Information System - Pierce	\$1,555,688	\$1,555,688	\$0
40J-595.10	Building Renewal Studies – Pierce	\$800,000	\$800,000	\$0
40J-695.00	Specialty Consulting - Southwest	\$4,878,828	\$4,878,828	\$0
40J-695.01	College BIM Modeler - Southwest	\$220,477	\$220,477	\$0
40J-695.02	Community Economic Development - Southwest	\$810,120	\$810,120	\$0
40J-695.03	Districtwide Signage - Southwest	\$15,000	\$15,000	\$0
40J-695.04	District-Wide Planning - Specialty Consulting - Southwest	\$1,190,234	\$1,190,234	\$0
40J-695.05	Labor Compliance - Southwest	\$890,640	\$890,640	\$0
40J-695.06	District Central Services - Specialty Consulting - Southwest	\$738,171	\$738,171	\$0
40J-695.07	District Wide Integrated Energy Resource Plan - Southwest	\$222,968	\$222,968	\$0
40J-695.08	District-Wide Design Guidelines & Facility/Campus Standards –	\$163,355	\$163,355	\$0
40J-695.09	Program Management Information System - Southwest	\$981,896	\$981,896	\$0
40J-695.10	Building Renewal Studies – Southwest	\$600,000	\$600,000	\$0
40J-795.00	Specialty Consulting - Trade	\$5,706,312	\$5,706,312	\$0
40J-795.01	College BIM Modeler - Trade	\$312,363	\$312,363	\$0
40J-795.02	Community Economic Development - Trade	\$1,147,747	\$1,147,747	\$0
40J-795.04	District-Wide Planning - Specialty Consulting - Trade	\$1,357,020	\$1,357,020	\$0
40J-795.05	Labor Compliance - Trade	\$1,261,825	\$1,261,825	\$0
40J-795.06	District Central Services - Specialty Consulting - Trade	\$1,045,811	\$1,045,811	\$0
40J-795.07	District Wide Integrated Energy Resource Plan - Trade	\$303,663	\$303,663	\$0
40J-795.08	District-Wide Design Guidelines & Facility/Campus Standards –	\$231,435	\$231,435	\$0
40J-795.09	Program Management Information System - Trade	\$1,391,112	\$1,391,112	\$0
40J-795.10	Building Renewal Studies – Trade	\$2,400,000	\$2,400,000	\$0
40J-895.00	Specialty Consulting - Valley	\$5,957,641	\$5,957,641	\$0
40J-895.01	College BIM Modeler - Valley	\$301,626	\$301,626	\$0
40J-895.02	Community Economic Development - Valley	\$1,108,296	\$1,108,296	\$0
40J-895.03	Districtwide Signage - Valley	\$40,000	\$40,000	\$0
40J-895.04	District-Wide Planning - Specialty Consulting - Valley	\$983,901	\$983,901	\$0
40J-895.05	Labor Compliance - Valley	\$1,218,452	\$1,218,452	\$0
40J-895.06	District Central Services - Specialty Consulting - Valley	\$1,009,864	\$1,009,864	\$0
40J-895.07	District Wide Integrated Energy Resource Plan - Valley	\$264,991	\$264,991	\$0
40J-895.08	District-Wide Design Guidelines & Facility/Campus Standards –	\$223,480	\$223,480	\$0
40J-895.09	Program Management Information System - Valley	\$1,343,296	\$1,343,296	\$0
40J-895.10	Building Renewal Studies – Valley	\$1,367,544	\$1,367,544	\$0
40J-995.00	Specialty Consulting - West	\$5,308,302	\$5,308,302	\$0
40J-995.01	College BIM Modeler - West	\$219,228	\$219,228	\$0
40J-995.02	Community Economic Development - West	\$805,533	\$805,533	\$0
40J-995.03	Districtwide Signage - West	\$5,000	\$5,000	\$0
40J-995.04	District-Wide Planning - Specialty Consulting - West	\$1,408,098	\$1,408,098	\$0
40J-995.05	Labor Compliance - West	\$885,597	\$885,597	\$0
40J-995.06	District Central Services - Specialty Consulting - West	\$733,991	\$733,991	\$0
40J-995.07	District Wide Integrated Energy Resource Plan - West	\$239,623	\$239,623	\$0
40J-995.08	District-Wide Design Guidelines & Facility/Campus Standards –	\$162,430	\$162,430	\$0

College Project Central Services

All Sub-Projects by Rollup

40J-J95		Current Budget	EAC	Funding Variance
40J-995.09	Program Management Information System - West	\$976,336	\$976,336	\$0
40J-995.10	Building Renewal Studies – West	\$800,000	\$800,000	\$0
40J-C95.07	District Wide Integrated Energy Resource Plan - Corporate Cent	\$31,330	\$31,330	\$0
40J-D95.00	Specialty Consulting - District 770 HQ	\$0	\$0	\$0
40J-D95.02	Community Economic Development - District 770 HQ	\$1,199	\$1,199	\$0
40J-D95.05	Labor Compliance - District 770 HQ	\$0	\$0	\$0
40J-D95.07	District Wide Integrated Energy Resource Plan - District ESC	\$27,068	\$27,068	\$0
40J-G95.00	Specialty Consulting - Southgate	\$1,320,329	\$1,320,329	\$0
40J-G95.07	District Wide Integrated Energy Resource Plan - South Gate	\$31,330	\$31,330	\$0
40J-G95.10	Building Renewal Studies - South Gate	\$400,000	\$400,000	\$0
40J-J95.00	Specialty Consulting	\$0	\$0	\$0
40J-J95.04	District-Wide Planning - Specialty Consulting	\$30,092	\$30,092	\$0
40J-J95.10	Building Renewal Studies	\$337,932	\$337,932	\$0
40J-N95.07	District Wide Integrated Energy Resource Plan - Northeast	\$37,620	\$37,620	\$0
40J-X95.01	College BIM Modeler - Districtwide	\$1,688,000	\$1,688,000	\$0
40J-X95.02	Community Economic Development - Districtwide	\$130,000	\$130,000	\$0
40J-X95.05	Labor Compliance - Districtwide	\$850,000	\$850,000	\$0
		\$120,151,137	\$120,151,137	\$0
40J-JPVJOBS		Current Budget	EAC	Funding Variance
40J-00.PVJ.00PVJOBS		\$0	\$0	\$0
40J-01-PVJ.JCPVJobs- CITY		\$2,682,964	\$2,682,964	\$0
40J-02-PVJ.JEPVJobs- EAST		\$2,982,619	\$2,982,619	\$0
40J-03-PVJ.JHPVJobs- HARBOR		\$1,943,013	\$1,943,013	\$0
40J-04-PVJ.JMPVJobs- MISSION		\$1,915,022	\$1,915,022	\$0
40J-05-PVJ.JPPVJobs- PIERCE		\$3,042,026	\$3,042,026	\$0
40J-06-PVJ.JSPVJobs- Southwest		\$1,919,510	\$1,919,510	\$0
40J-07-PVJ.JTPVJOBS-TRADE		\$2,719,363	\$2,719,363	\$0
40J-08-PVJ.JVPVJOBS-VALLEY		\$2,625,801	\$2,625,801	\$0
40J-09-PVJ.JVPVJOBS- WEST		\$1,908,290	\$1,908,290	\$0
40J-G22-PVJ.JPVJOBS- FIRESTONE /SOUTHGATE		\$680,056	\$680,056	\$0
40J-N21-PVJ.PVJOBS - NORTHEAST		\$21,578	\$21,578	\$0
		\$22,440,241	\$22,440,241	\$0



College Project Central Services Exhibit C

Exhibit C College Project Central Services Budget Transfer Log (2014 thru 2017 Rebaseline)

College Project Central Services

Sub-Project/Building Level Budget Transfer Log (2014 thru 2017 Rebaseline)

Proj Ref	Project/Building Name	Established Budget	Current Budget	Variance	Approved Date
40J-01-PVJ.	PVJobs- CITY	\$3,475,300	\$3,475,300		01/01/2014
40J-02-PVJ.	PVJobs- EAST	\$3,686,444	\$3,686,444		01/01/2014
40J-03-PVJ.	PVJobs- HARBOR	\$2,401,481	\$2,401,481		01/01/2014
40J-04-PVJ.	PVJobs- MISSION	\$2,366,906	\$2,366,906		01/01/2014
40J-05-PVJ.	PVJobs- PIERCE	\$3,759,922	\$3,759,922		01/01/2014
40J-06-PVJ.	PVJobs- Southwest	\$2,372,463	\$2,372,463		01/01/2014
40J-07-PVJ.	PVJOBS-TRADE	\$3,361,050	\$3,361,050		01/01/2014
40J-08-PVJ.	PVJOBS-VALLEY	\$3,245,403	\$3,245,403		01/01/2014
40J-09-PVJ.	PVJOBS- WEST	\$2,358,569	\$2,358,569		01/01/2014
40J-110.00	Resource & Recovery - City	\$821,035	\$821,035		01/01/2014
40J-155.00	FF & E- City	\$2,328,656	\$2,328,656		01/01/2014
40J-155.01	FF and E- City	\$15,903	\$15,903		01/01/2014
40J-186.00	Legal - City	\$3,803,067	\$3,803,067		01/01/2014
40J-187.00	OCIP - City	\$7,804,544	\$7,804,544		01/01/2014
40J-188.00	Asset Management- City	\$3,258,699	\$3,258,699		01/01/2014
40J-189.00	Move Management- City	\$4,487,103	\$4,487,103		01/01/2014
40J-190.00	Program Management - City	\$24,705,993	\$24,705,993		01/01/2014

College Project Central Services

Sub-Project/Building Level Budget Transfer Log (2014 thru 2017 Rebaseline)

Proj Ref	Project/Building Name	Established Budget	Current Budget	Variance	Approved Date
40J-191.00	Project Management - City	\$41,496	\$41,496		01/01/2014
40J-194.00	Audit - City	\$1,604,136	\$1,604,136		01/01/2014
40J-195.00	Specialty Consulting - City	\$4,758,726	\$4,758,726		01/01/2014
40J-210.00	Resource & Recovery- East	\$1,033,584	\$1,033,584		01/01/2014
40J-255.00	FF & E- East	\$3,315,425	\$3,315,425		01/01/2014
40J-255.01	FF and E- East	\$17,678	\$17,678		01/01/2014
40J-286.00	Legal - East	\$4,773,337	\$4,773,337		01/01/2014
40J-287.00	OCIP - East	\$10,610,610	\$10,610,610		01/01/2014
40J-288.00	Asset Management- East	\$4,785,363	\$4,785,363		01/01/2014
40J-289.00	Move Management- East	\$6,725,114	\$6,725,114		01/01/2014
40J-290.00	Program Management - East	\$28,202,283	\$28,202,283		01/01/2014
40J-291.00	Project Management - East	\$46,132	\$46,132		01/01/2014
40J-294.00	Audit - East	\$1,780,643	\$1,780,643		01/01/2014
40J-295.00	Specialty Consulting - East	\$5,282,336	\$5,282,336		01/01/2014
40J-310.00	Resource & Recovery- Harbor	\$678,816	\$678,816		01/01/2014
40J-355.00	FF & E- Harbor	\$2,320,721	\$2,320,721		01/01/2014

College Project Central Services

Sub-Project/Building Level Budget Transfer Log (2014 thru 2017 Rebaseline)

Proj Ref	Project/Building Name	Established Budget	Current Budget	Variance	Approved Date
40J-355.01	FF and E- Harbor	\$11,513	\$11,513		01/01/2014
40J-386.00	Legal - Harbor	\$2,442,174	\$2,442,174		01/01/2014
40J-387.00	OCIP - Harbor	\$6,851,463	\$6,851,463		01/01/2014
40J-388.00	Asset Management- Harbor	\$1,441,182	\$1,441,182		01/01/2014
40J-389.00	Move Management- Harbor	\$3,818,418	\$3,818,418		01/01/2014
40J-390.00	Program Management - Harbor	\$17,625,633	\$17,625,633		01/01/2014
40J-391.00	Project Management - Harbor	\$30,043	\$30,043		01/01/2014
40J-394.00	Audit - Harbor	\$1,156,934	\$1,156,934		01/01/2014
40J-395.00	Specialty Consulting - Harbor	\$3,432,084	\$3,432,084		01/01/2014
40J-410.00	Resource & Recovery - Mission	\$605,333	\$605,333		01/01/2014
40J-455.00	FF & E- Mission	\$1,799,680	\$1,799,680		01/01/2014
40J-455.01	FF and E- Mission	\$35,177	\$35,177		01/01/2014
40J-486.00	Legal - Mission	\$1,972,477	\$1,972,477		01/01/2014
40J-487.00	OCIP - Mission	\$6,814,844	\$6,814,844		01/01/2014
40J-488.00	Asset Management- Mission	\$2,042,464	\$2,042,464		01/01/2014
40J-489.00	Move Management- Mission	\$3,907,164	\$3,907,164		01/01/2014

College Project Central Services

Sub-Project/Building Level Budget Transfer Log (2014 thru 2017 Rebaseline)

Proj Ref	Project/Building Name	Established Budget	Current Budget	Variance	Approved Date
40J-490.00	Program Management - Mission	\$17,629,258	\$17,629,258		01/01/2014
40J-491.00	Project Management - Mission	\$414,944	\$414,944		01/01/2014
40J-494.00	Audit - Mission	\$1,160,346	\$1,160,346		01/01/2014
40J-495.00	Specialty Consulting - Mission	\$3,442,208	\$3,442,208		01/01/2014
40J-510.00	Resource & Recovery - Pierce	\$845,556	\$845,556		01/01/2014
40J-555.00	FF & E- Pierce	\$3,643,667	\$3,643,667		01/01/2014
40J-555.01	FF and E- Pierce	\$18,034	\$18,034		01/01/2014
40J-586.00	Legal - Pierce	\$4,177,244	\$4,177,244		01/01/2014
40J-587.00	OCIP - Pierce	\$10,298,331	\$10,298,331		01/01/2014
40J-588.00	Asset Management- Pierce	\$3,817,840	\$3,817,840		01/01/2014
40J-589.00	Move Management- Pierce	\$6,726,282	\$6,726,282		01/01/2014
40J-590.00	Program Management - Pierce	\$28,201,013	\$28,201,013		01/01/2014
40J-591.00	Project Management - Pierce	\$120,447	\$120,447		01/01/2014
40J-594.00	Audit - Pierce	\$1,728,219	\$1,728,219		01/01/2014
40J-595.00	Specialty Consulting - Pierce	\$5,197,438	\$5,197,438		01/01/2014
40J-610.00	Resource & Recovery - Southwest	\$764,616	\$764,616		01/01/2014
40J-655.00	FF & E- Southwest	\$2,691,888	\$2,691,888		01/01/2014

College Project Central Services

Sub-Project/Building Level Budget Transfer Log (2014 thru 2017 Rebaseline)

Proj Ref	Project/Building Name	Established Budget	Current Budget	Variance	Approved Date
40J-655.01	FF and E- Southwest	\$11,376	\$11,376		01/01/2014
40J-686.00	Legal - Southwest	\$2,027,088	\$2,027,088		01/01/2014
40J-687.00	OCIP - Southwest	\$6,562,810	\$6,562,810		01/01/2014
40J-688.00	Asset Management- Southwest	\$2,565,735	\$2,565,735		01/01/2014
40J-689.00	Move Management- Southwest	\$4,238,523	\$4,238,523		01/01/2014
40J-690.00	Program Management - Southwest	\$17,585,075	\$17,585,075		01/01/2014
40J-691.00	Project Management - Southwest	\$66,461	\$66,461		01/01/2014
40J-694.00	Audit- Southwest	\$1,125,075	\$1,125,075		01/01/2014
40J-695.00	Specialty Consulting - Southwest	\$3,440,957	\$3,440,957		01/01/2014
40J-710.00	Resource & Recovery - Trade	\$731,111	\$731,111		01/01/2014
40J-755.00	FF & E- Trade	\$2,788,755	\$2,788,755		01/01/2014
40J-755.01	FF and E- Trade	\$16,118	\$16,118		01/01/2014
40J-786.00	Legal - Trade	\$3,481,385	\$3,481,385		01/01/2014
40J-787.00	OCIP - Trade	\$7,908,585	\$7,908,585		01/01/2014
40J-788.00	Asset Management- Trade	\$2,515,780	\$2,515,780		01/01/2014
40J-789.00	Move Management- Trade	\$3,602,295	\$3,602,295		01/01/2014

College Project Central Services

Sub-Project/Building Level Budget Transfer Log (2014 thru 2017 Rebaseline)

Proj Ref	Project/Building Name	Established Budget	Current Budget	Variance	Approved Date
40J-790.00	Program Management - Trade	\$24,675,886	\$24,675,886		01/01/2014
40J-791.00	Project Management - Trade	\$42,063	\$42,063		01/01/2014
40J-794.00	Audit - Trade	\$1,592,747	\$1,592,747		01/01/2014
40J-795.00	Specialty Consulting - Trade	\$4,678,090	\$4,678,090		01/01/2014
40J-810.00	Resource & Recovery - Valley	\$858,432	\$858,432		01/01/2014
40J-855.00	FF & E- Valley	\$1,882,206	\$1,882,206		01/01/2014
40J-855.01	FF and E- Valley	\$15,561	\$15,561		01/01/2014
40J-886.00	Legal - Valley	\$3,419,231	\$3,419,231		01/01/2014
40J-887.00	OCIP - Valley	\$9,268,421	\$9,268,421		01/01/2014
40J-888.00	Asset Management- Valley	\$2,383,056	\$2,383,056		01/01/2014
40J-889.00	Move Management- Valley	\$4,244,511	\$4,244,511		01/01/2014
40J-890.00	Program Management - Valley	\$23,969,251	\$23,969,251		01/01/2014
40J-891.00	Project Management - Valley	\$40,605	\$40,605		01/01/2014
40J-894.00	Audit - Valley	\$1,561,628	\$1,561,628		01/01/2014
40J-895.00	Specialty Consulting - Valley	\$4,632,626	\$4,632,626		01/01/2014
40J-910.00	Resource & Recovery - West	\$1,303,920	\$1,303,920		01/01/2014

College Project Central Services

Sub-Project/Building Level Budget Transfer Log (2014 thru 2017 Rebaseline)

Proj Ref	Project/Building Name	Established Budget	Current Budget	Variance	Approved Date
40J-955.00	FF & E- West	\$2,063,698	\$2,063,698		01/01/2014
40J-955.01	FF and E- West	\$11,308	\$11,308		01/01/2014
40J-986.00	Legal - West	\$1,807,751	\$1,807,751		01/01/2014
40J-987.00	OCIP - West	\$6,335,869	\$6,335,869		01/01/2014
40J-988.00	Asset Management- West	\$2,297,256	\$2,297,256		01/01/2014
40J-989.00	Move Management- West	\$4,403,345	\$4,403,345		01/01/2014
40J-990.00	Program Management - West	\$17,625,632	\$17,625,632		01/01/2014
40J-991.00	Project Management - West	\$567,851	\$567,851		01/01/2014
40J-994.00	Audit - West	\$1,140,198	\$1,140,198		01/01/2014
40J-995.00	Specialty Consulting - West	\$3,812,135	\$3,812,135		01/01/2014
40J-A87.00	OCIP - ADA Compliance	\$2,234,209	\$2,234,209		01/01/2014
40J-C87.00	OCIP - Escrow Deposit	\$10,916,471	\$10,916,471		01/01/2014
40J-D55.00	FF & E - District	\$886,996	\$886,996		01/01/2014
40J-D88.00	Asset Management - District	\$3,000,000	\$3,000,000		01/01/2014
40J-G10.00	Resource & Recovery - Southgate	\$43,717	\$43,717		01/01/2014
40J-G22-PV	PVJOBS- FIRESTONE /SOUTHGATE	\$680,056	\$680,056		01/01/2014
40J-G55.00	FF & E - Southgate	\$946,350	\$946,350		01/01/2014

College Project Central Services

Sub-Project/Building Level Budget Transfer Log (2014 thru 2017 Rebaseline)

Proj Ref	Project/Building Name	Established Budget	Current Budget	Variance	Approved Date
40J-G55.01	FF and E- Southgate	\$7,886	\$7,886		01/01/2014
40J-G86.00	Legal - Southgate	\$1,051,507	\$1,051,507		01/01/2014
40J-G87.00	OCIP - Southgate	\$3,978,959	\$3,978,959		01/01/2014
40J-G88.00	Asset Management- Southgate	\$1,794,430	\$1,794,430		01/01/2014
40J-G89.00	Move Management- Southgate	\$2,150,894	\$2,150,894		01/01/2014
40J-G90.00	Program Management - Southgate	\$10,575,379	\$10,575,379		01/01/2014
40J-G91.00	Project Management - Southgate	\$19,909	\$19,909		01/01/2014
40J-G94.00	Audit - Southgate	\$667,710	\$667,710		01/01/2014
40J-G95.00	Specialty Consulting - Southgate	\$1,980,783	\$1,980,783		01/01/2014
40J-H87.00	OCIP - Health Careers Academy	\$533,101	\$533,101		01/01/2014
40J-N21-PV	PVJOBS - NORTHEAST	\$21,578	\$21,578		01/01/2014
40J-N86.00	Legal - Van De Kamp	\$290,134	\$290,134		01/01/2014
40J-S87.00	OCIP - Storm Water Implementation	\$849,532	\$849,532		01/01/2014

Satellites

College Building Program Overview

Satellite locations, in accordance with individual colleges' Education Plans, expand a physical campus. Each college takes into account appropriate demographics and curricular demands prior to selecting a suitable location for a Satellite campus.



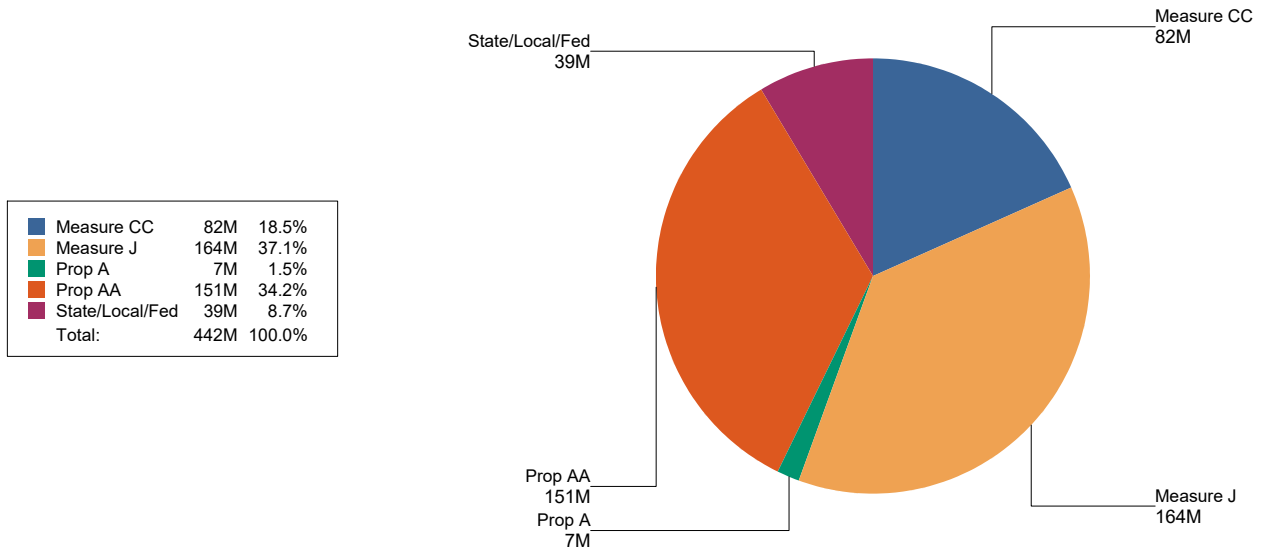
COLLEGE PROGRESS SUMMARY (December 2024)

Sub Project Number	Sub Project Title	Sub Project Status	Const. % Complete	Academic Occupancy Date	Progress Summary
22G-261.00	East Los Angeles College Southeast Campus	In Construction	47.00%	02/02/2026	Ongoing activities include structural steel welding, installation of underground utilities, and site clean up

Satellites

College Funding and Overall Budget

PROGRAM FUNDING



BUDGET

Cost Type "Bucket"	[a] Current Budget	[b] Contracted	[c] Expended	[d] Estimate at Completion	[e]=[a]-[d] Budget Variance
Furniture, Fixtures & Equipment	\$18,172,952	\$8,745,332	\$8,385,716	\$18,172,952	\$0
Land Acquisition	\$95,262,068	\$95,262,052	\$95,262,052	\$95,262,068	\$0
Owner's Reserve	\$889,923	\$538,986	\$538,986	\$889,923	\$0
Asset, Move, Legal/Audit & Specialty	\$10,325,679	\$10,276,929	\$9,459,549	\$10,683,672	\$(357,993)
Construction	\$259,704,497	\$248,672,894	\$166,707,920	\$259,346,504	\$357,993
Program & Project Management	\$27,837,522	\$21,889,295	\$21,109,964	\$27,837,522	\$0
Programming & Design	\$30,249,998	\$22,801,924	\$21,521,670	\$30,249,998	\$0
Total Budget	\$442,442,640	\$408,187,412	\$322,985,857	\$442,442,640	\$0

Satellites

Satellite and MultiCampus List

SATELLITE AND MULTICAMPUS

Project Rollup ID	Project/Building Name	[a] Current Budget	[b] Estimate at Completion	[c]=[a]-[b] Budget Variance
10D-078	District 770 HQ	\$51,813,696	\$51,813,696	\$0
10D-078	District HQ	\$2,609,064	\$2,609,064	\$0
10D-108	Health Careers Academy at County General	\$755,652	\$755,652	\$0
40J-404	Mission College - Sunland/Tujunga	\$24,737	\$24,737	\$0
40J-604	Southwest Museum	\$0	\$0	\$0
40J-804	Valley College - Burbank	\$0	\$0	\$0
40J-904	West College - LAX	\$109,302	\$109,302	\$0
Firestone	Firestone Factory Building	\$295,127,389	\$295,127,389	\$0
Northeast	LACCD Van de Kamp Innovation Campus	\$92,002,799	\$92,002,799	\$0
Total Subprojects		\$442,442,640	\$442,442,640	\$0
Total Satellites Subprojects		\$442,442,640	\$442,442,640	\$0

Satellites

Sub-Project/Building Level Detail

District 770 HQ

10D-078 - District 770 HQ
SUB-PROJECT PROFILE
OVERALL STATUS:

DESCRIPTION: Building is approximately 100,000 sf covering 9 floors plus an interior mezzanine, and a 3 story subterranean parking garage. This project is divided into seven (7) planned stages consisting on interior building improvements on each floor. Each stage will be constructed in sequence one floor at a time. During construction for an individual stage, District personnel will be housed in a "Swing Space" area in an adjacent building.

DESIGN START

NTP CONSTRUCTION

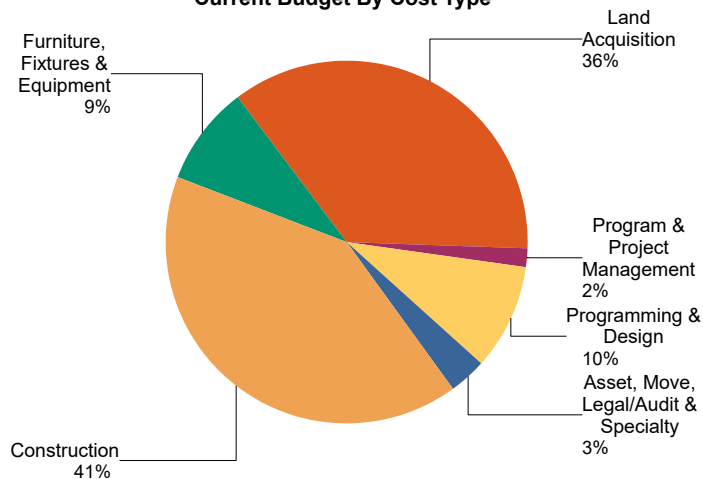
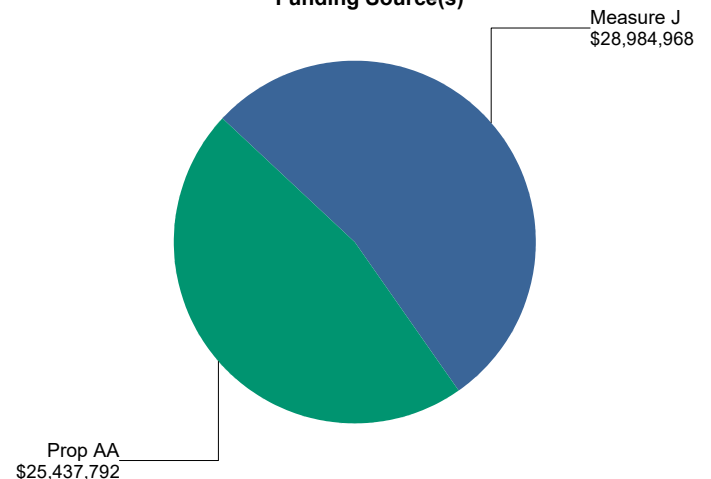
SUBSTANTIAL COMPLETION

ACADEMIC OCCUPANCY

n/a

PROJECT COST BREAKDOWN

Cost Type "Bucket"	[a] Current Budget	[b] Contracted	[c] Expended	[d] Estimate at Completion	[e]=[a]-[d] Budget Variance
Asset, Move, Legal/Audit & Specialty	\$1,773,104	\$1,778,374	\$1,584,974	\$1,778,374	\$(5,270)
Construction	\$22,205,796	\$21,978,389	\$21,977,132	\$22,200,526	\$5,270
Program & Project Management	\$882,948	\$882,948	\$882,948	\$882,948	\$0
Land Acquisition	\$19,500,132	\$19,500,116	\$19,500,116	\$19,500,132	\$0
Construction	\$118,594	\$0	\$0	\$118,594	\$0
Furniture, Fixtures & Equipment	\$4,762,735	\$4,762,538	\$4,762,538	\$4,762,735	\$0
Programming & Design	\$2,688,980	\$2,688,447	\$2,688,033	\$2,688,980	\$0
Programming & Design	\$2,490,470	\$0	\$0	\$2,490,470	\$0
Total Budget	\$54,422,760	\$51,590,812	\$51,395,742	\$54,422,760	\$0

Current Budget By Cost Type

Funding Source(s)


Satellites

Sub-Project/Building Level Detail

Health Careers Academy at County General

10D-108 - Health Careers Academy at County General

SUB-PROJECT PROFILE

OVERALL STATUS:

DESCRIPTION: Health Careers Academy (HAC) was to be located on a 60,000 sq. ft. section of county property in East Los Angeles adjacent to LAC+USC Medical Center via a 50-year lease. HCA was envisioned to contain approximately 8 classrooms, 3 labs, 1 clinical lab, 1 computer lab and 62 subterranean parking spaces. This project was to be a collaborative partnership with Worker Education & Resource Center (WERC).

DESIGN START

NTP CONSTRUCTION

SUBSTANTIAL COMPLETION

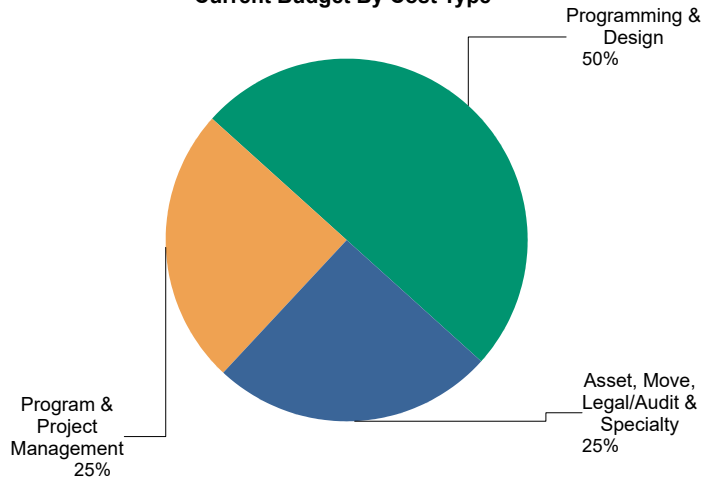
ACADEMIC OCCUPANCY

n/a

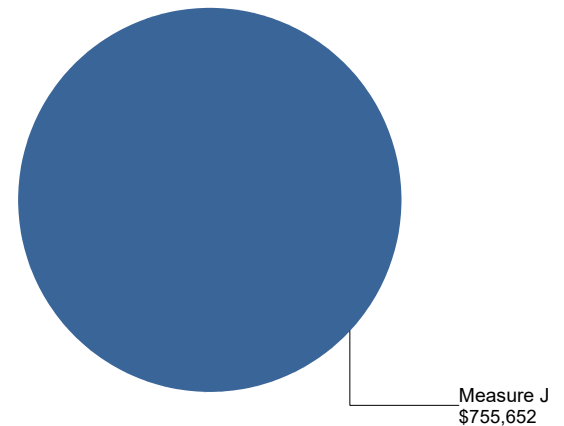
PROJECT COST BREAKDOWN

Cost Type "Bucket"	[a] Current Budget	[b] Contracted	[c] Expended	[d] Estimate at Completion	[e]=[a]-[d] Budget Variance
Asset, Move, Legal/Audit & Specialty	\$190,747	\$190,747	\$190,747	\$190,747	\$0
Program & Project Management	\$187,930	\$187,930	\$187,930	\$187,930	\$0
Programming & Design	\$376,975	\$376,975	\$376,975	\$376,975	\$0
Total Budget	\$755,652	\$755,652	\$755,652	\$755,652	\$0

Current Budget By Cost Type



Funding Source(s)



Satellites

Sub-Project/Building Level Detail

LACCD Van de Kamp Innovation Campus

21N-115 - LACCD Van de Kamp Innovation Campus

SUB-PROJECT PROFILE

OVERALL STATUS:

DESCRIPTION: New Construction of two story building of approximately 38,036 SF that will house education based tenant(s). The facility includes general classrooms, laboratories, fitness room, and administration offices. Additional outdoor court yard / play yard areas are also included as well as photovoltaic shade structure over an on-grade parking area.

DESIGN START

NTP CONSTRUCTION

SUBSTANTIAL COMPLETION

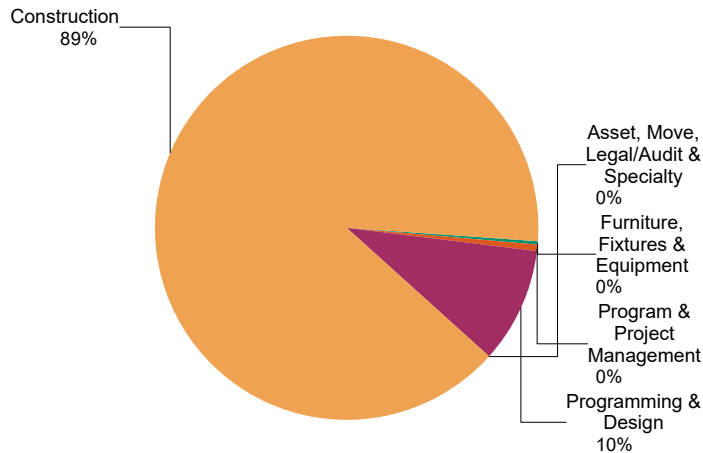
ACADEMIC OCCUPANCY

n/a

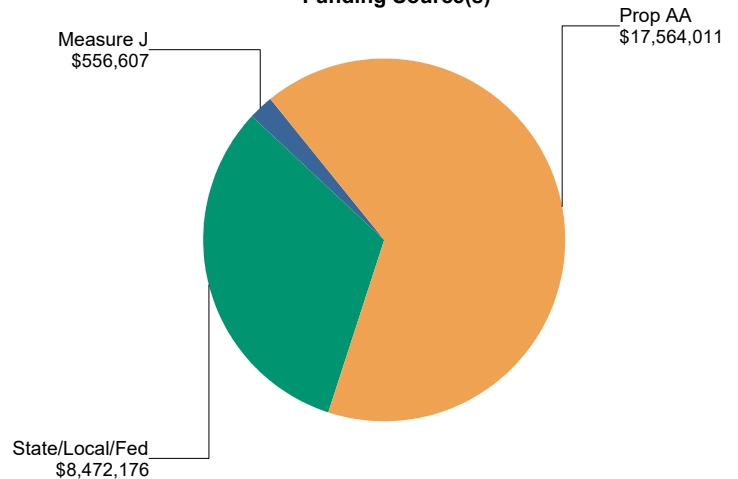
PROJECT COST BREAKDOWN

Cost Type "Bucket"	[a] Current Budget	[b] Contracted	[c] Expended	[d] Estimate at Completion	[e]=[a]-[d] Budget Variance
Program & Project Management	\$127,020	\$127,020	\$127,020	\$127,020	\$0
Programming & Design	\$2,571,382	\$2,571,382	\$2,571,382	\$2,571,382	\$0
Construction	\$23,765,701	\$23,765,701	\$23,765,701	\$23,765,701	\$0
Furniture, Fixtures & Equipment	\$115,952	\$115,952	\$115,952	\$115,952	\$0
Asset, Move, Legal/Audit & Specialty	\$12,739	\$12,739	\$12,739	\$12,739	\$0
Total Budget	\$26,592,794	\$26,592,794	\$26,592,794	\$26,592,794	\$0

Current Budget By Cost Type



Funding Source(s)



Satellites

Sub-Project/Building Level Detail

LACCD Van de Kamp Innovation Campus

21N-118 - LACCD Van de Kamp Innovation Campus

SUB-PROJECT PROFILE

OVERALL STATUS:

DESCRIPTION: Construction of a new central plant building with associated underground utility infrastructure to provide heating and cooling capacity for the Van de Kamp innovation Center. Ice storage tanks are used for cooled water system.

DESIGN START

NTP CONSTRUCTION

SUBSTANTIAL COMPLETION

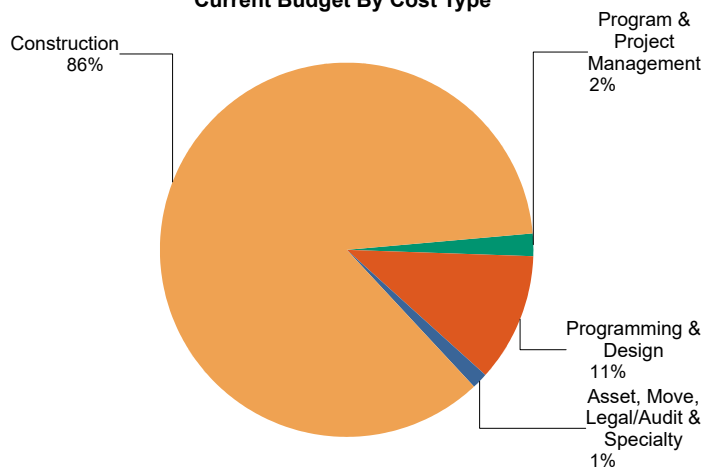
ACADEMIC OCCUPANCY

n/a

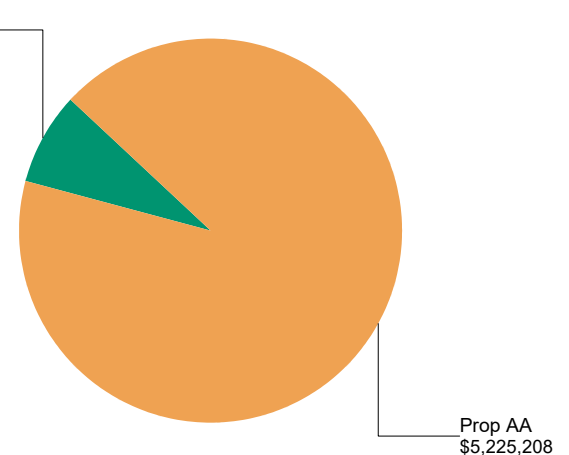
PROJECT COST BREAKDOWN

Cost Type "Bucket"	[a] Current Budget	[b] Contracted	[c] Expended	[d] Estimate at Completion	[e]=[a]-[d] Budget Variance
Asset, Move, Legal/Audit & Specialty	\$82,238	\$82,238	\$82,238	\$82,238	\$0
Construction	\$4,850,421	\$4,850,421	\$4,850,421	\$4,850,421	\$0
Programming & Design	\$637,421	\$637,421	\$637,421	\$637,421	\$0
Program & Project Management	\$98,343	\$98,343	\$98,343	\$98,343	\$0
Total Budget	\$5,668,423	\$5,668,423	\$5,668,423	\$5,668,423	\$0

Current Budget By Cost Type



Funding Source(s)



Satellites

Sub-Project/Building Level Detail

LACCD Van de Kamp Innovation Campus

21N-119 - LACCD Van de Kamp Innovation Campus

SUB-PROJECT PROFILE

OVERALL STATUS:

DESCRIPTION: Street widening on San Fernando Road to 2 Freeway on-ramp to include a new right-turn lane.

DESIGN START

NTP CONSTRUCTION

SUBSTANTIAL COMPLETION

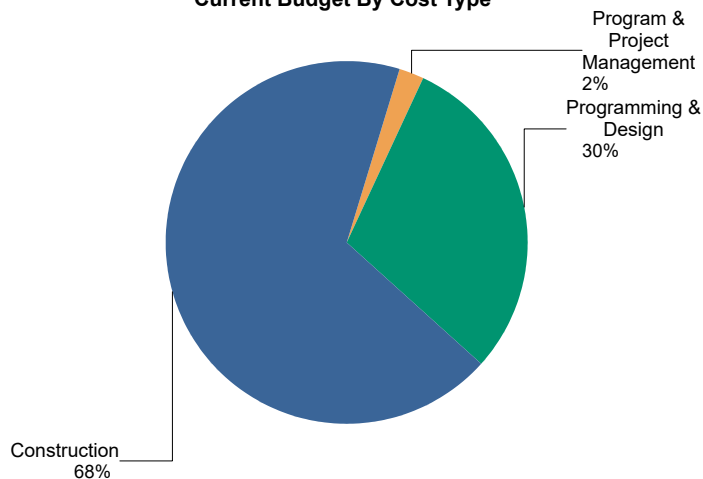
ACADEMIC OCCUPANCY

n/a

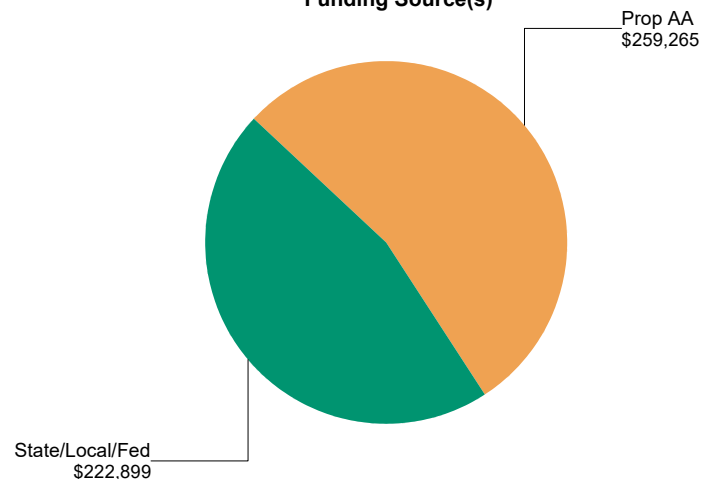
PROJECT COST BREAKDOWN

Cost Type "Bucket"	[a] Current Budget	[b] Contracted	[c] Expended	[d] Estimate at Completion	[e]=[a]-[d] Budget Variance
Programming & Design	\$142,640	\$142,640	\$142,640	\$142,640	\$0
Construction	\$327,489	\$327,489	\$327,489	\$327,489	\$0
Program & Project Management	\$12,036	\$12,036	\$12,036	\$12,036	\$0
Total Budget	\$482,165	\$482,165	\$482,165	\$482,165	\$0

Current Budget By Cost Type



Funding Source(s)



Satellites

Sub-Project/Building Level Detail

LACCD Van de Kamp Innovation Campus

21N-120 - LACCD Van de Kamp Innovation Campus

SUB-PROJECT PROFILE

OVERALL STATUS:

DESCRIPTION: The combined new and retrofit construction of the 30,600 SF historic bakery building. Project will be comprised of tenant spaces for a healthcare academy that include classrooms, conference room, administration offices, childcare room, and offices.

DESIGN START

NTP CONSTRUCTION

SUBSTANTIAL COMPLETION

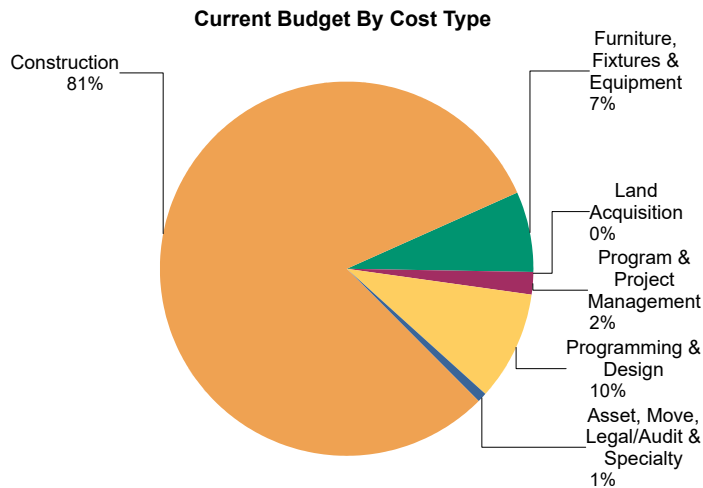
ACADEMIC OCCUPANCY

n/a

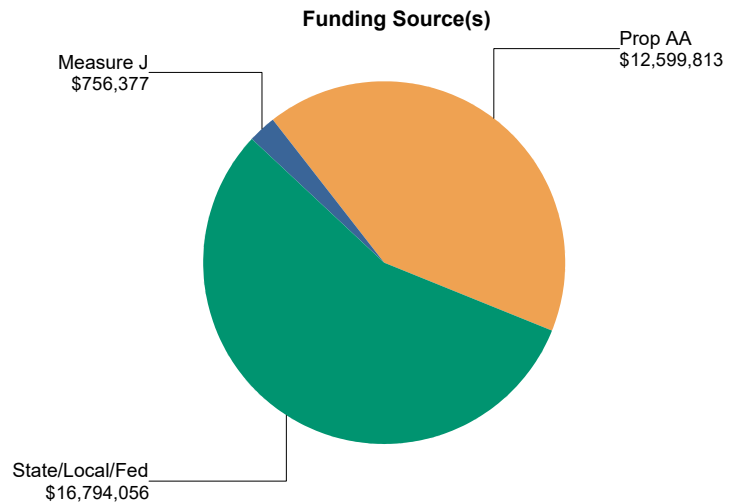
PROJECT COST BREAKDOWN

Cost Type "Bucket"	[a] Current Budget	[b] Contracted	[c] Expended	[d] Estimate at Completion	[e]=[a]-[d] Budget Variance
Land Acquisition	\$2,127	\$2,127	\$2,127	\$2,127	\$0
Construction	\$24,373,861	\$24,049,452	\$24,049,452	\$24,373,861	\$0
Program & Project Management	\$532,789	\$530,139	\$530,139	\$532,789	\$0
Asset, Move, Legal/Audit & Specialty	\$273,552	\$273,552	\$273,552	\$273,552	\$0
Programming & Design	\$2,868,529	\$2,822,753	\$2,822,753	\$2,868,529	\$0
Furniture, Fixtures & Equipment	\$2,099,388	\$2,098,663	\$2,098,663	\$2,099,388	\$0
Total Budget	\$30,150,245	\$29,776,686	\$29,776,686	\$30,150,245	\$0

Current Budget By Cost Type



Funding Source(s)



Satellites

Sub-Project/Building Level Detail

LACCD Van de Kamp Innovation Campus

21N-122 - LACCD Van de Kamp Innovation Campus

SUB-PROJECT PROFILE

OVERALL STATUS:

DESCRIPTION: Costs related to the change of status of the Northeast Campus to an Educational Center.

DESIGN START

NTP CONSTRUCTION

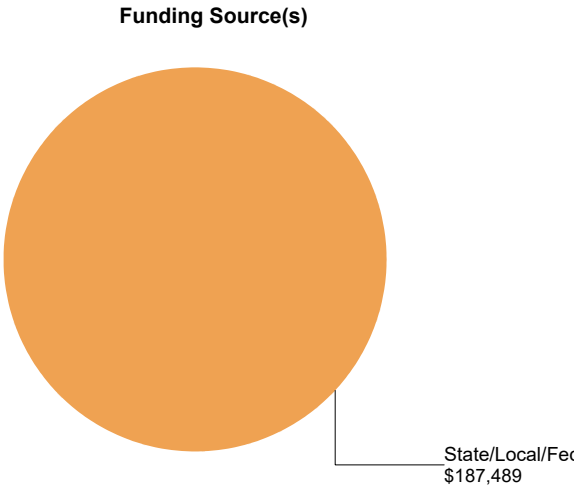
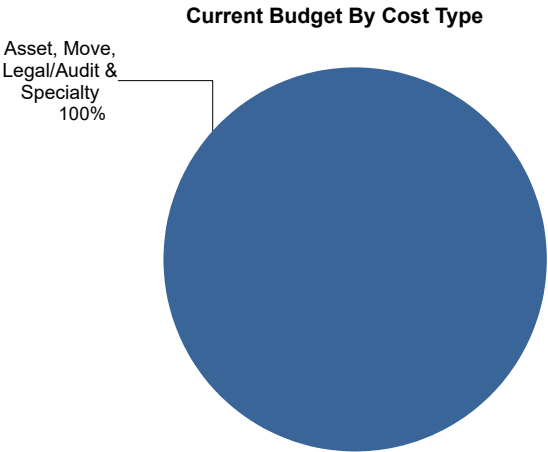
SUBSTANTIAL COMPLETION

ACADEMIC OCCUPANCY

n/a

PROJECT COST BREAKDOWN

Cost Type "Bucket"	[a] Current Budget	[b] Contracted	[c] Expended	[d] Estimate at Completion	[e]=[a]-[d] Budget Variance
Asset, Move, Legal/Audit & Specialty	\$187,489	\$187,489	\$187,489	\$187,489	\$0
Total Budget	\$187,489	\$187,489	\$187,489	\$187,489	\$0



Satellites

Sub-Project/Building Level Detail

LACCD Van de Kamp Innovation Campus

21N-170 - LACCD Van de Kamp Innovation Campus

SUB-PROJECT PROFILE

OVERALL STATUS:

DESCRIPTION: Development and implementation of facilities master plan.

DESIGN START

NTP CONSTRUCTION

SUBSTANTIAL COMPLETION

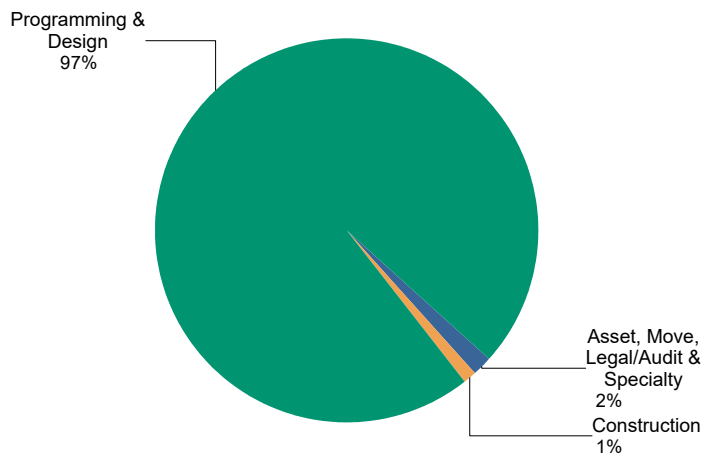
ACADEMIC OCCUPANCY

n/a

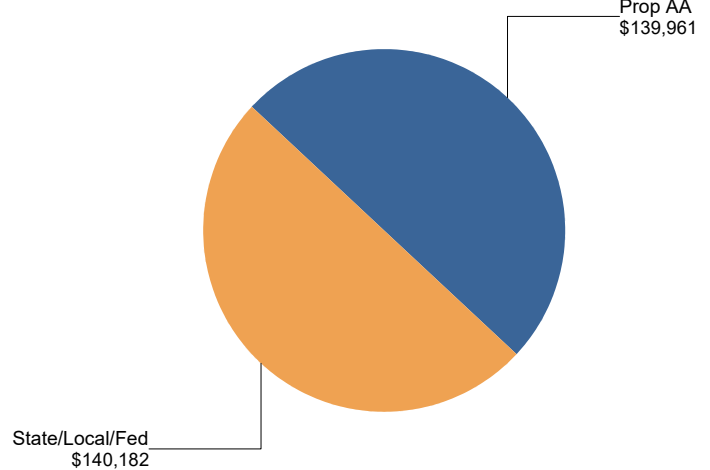
PROJECT COST BREAKDOWN

Cost Type "Bucket"	[a] Current Budget	[b] Contracted	[c] Expended	[d] Estimate at Completion	[e]=[a]-[d] Budget Variance
Programming & Design	\$272,594	\$272,594	\$272,594	\$272,594	\$0
Asset, Move, Legal/Audit & Specialty	\$5,000	\$5,000	\$5,000	\$5,000	\$0
Construction	\$2,550	\$2,550	\$2,550	\$2,550	\$0
Total Budget	\$280,144	\$280,144	\$280,144	\$280,144	\$0

Current Budget By Cost Type



Funding Source(s)



Satellites

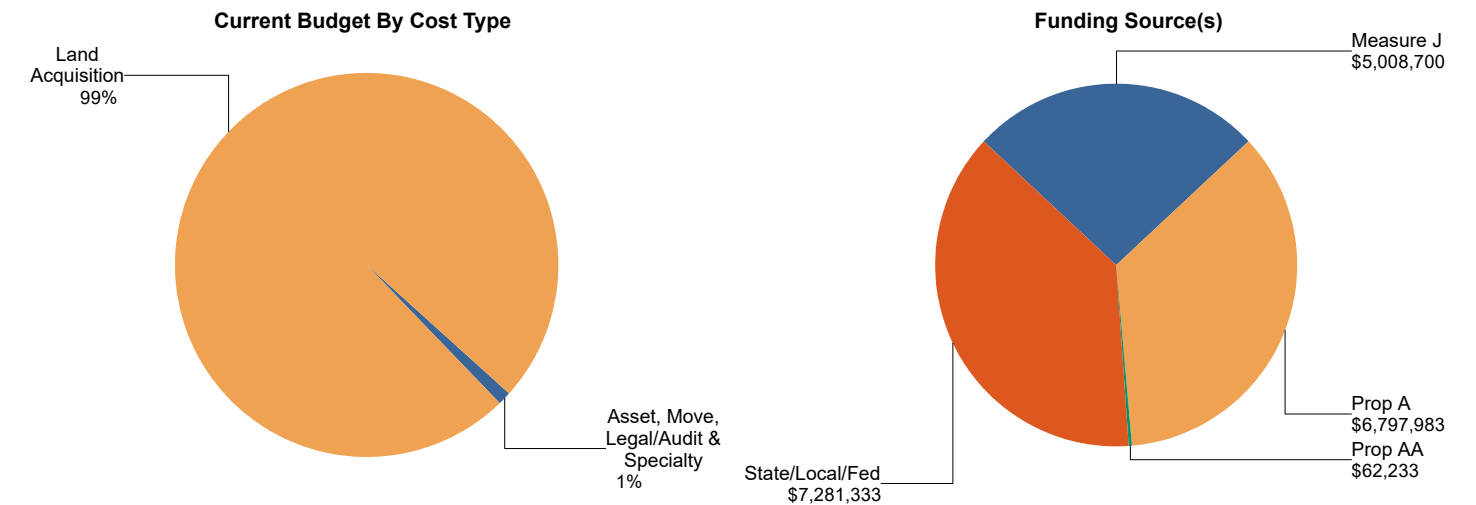
Sub-Project/Building Level Detail

LACCD Van de Kamp Innovation Campus

21N-178 - LACCD Van de Kamp Innovation Campus

SUB-PROJECT PROFILE		OVERALL STATUS:
DESCRIPTION:	Purchase of approximately 1.43 acres immediately adjacent to and surrounded on two sides by thye District's Van de Kamp Innovation Center.	
DESIGN START	NTP CONSTRUCTION	SUBSTANTIAL COMPLETION
n/a		ACADEMIC OCCUPANCY

PROJECT COST BREAKDOWN					
Cost Type "Bucket"	[a] Current Budget	[b] Contracted	[c] Expended	[d] Estimate at Completion	[e]=[a]-[d] Budget Variance
Land Acquisition	\$18,943,359	\$18,943,359	\$18,943,359	\$18,943,359	\$0
Asset, Move, Legal/Audit & Specialty	\$206,890	\$206,890	\$206,890	\$206,890	\$0
Total Budget	\$19,150,249	\$19,150,249	\$19,150,249	\$19,150,249	\$0



Satellites

Sub-Project/Building Level Detail

LACCD Van de Kamp Innovation Campus

21N-190 - LACCD Van de Kamp Innovation Campus

SUB-PROJECT PROFILE

OVERALL STATUS:

DESCRIPTION: Program/Project Management Services, Asset Management, Legal and Auditing Services and Other Consulting Services.

DESIGN START

NTP CONSTRUCTION

SUBSTANTIAL COMPLETION

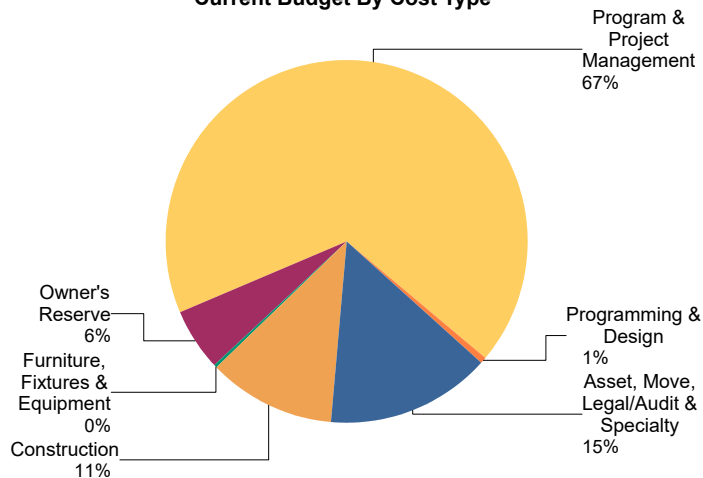
ACADEMIC OCCUPANCY

n/a

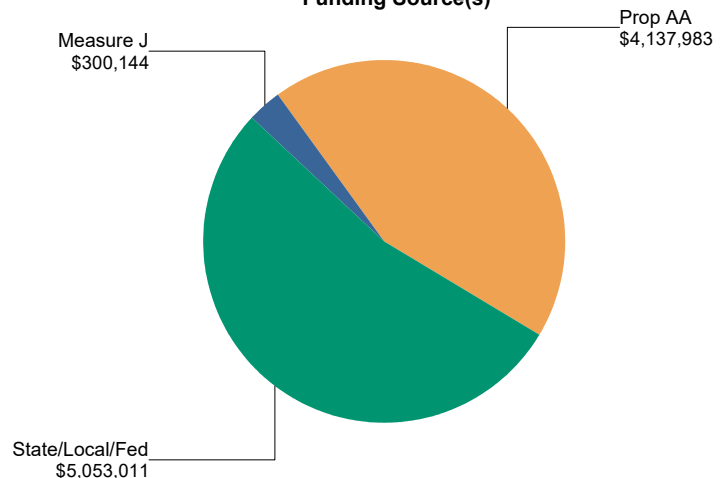
PROJECT COST BREAKDOWN

Cost Type "Bucket"	[a] Current Budget	[b] Contracted	[c] Expended	[d] Estimate at Completion	[e]=[a]-[d] Budget Variance
Asset, Move, Legal/Audit & Specialty	\$1,401,563	\$1,401,563	\$1,401,563	\$1,401,563	\$0
Owner's Reserve	\$538,986	\$538,986	\$538,986	\$538,986	\$0
Programming & Design	\$53,757	\$53,757	\$53,757	\$53,757	\$0
Land Acquisition	\$0	\$0	\$0	\$0	\$0
Program & Project Management	\$6,405,037	\$6,405,037	\$6,405,037	\$6,405,037	\$0
Construction	\$1,071,421	\$1,071,421	\$1,071,421	\$1,071,421	\$0
Furniture, Fixtures & Equipment	\$20,374	\$20,374	\$20,374	\$20,374	\$0
Total Budget	\$9,491,138	\$9,491,138	\$9,491,138	\$9,491,138	\$0

Current Budget By Cost Type



Funding Source(s)



Satellites

Sub-Project/Building Level Detail

LACCD Van de Kamp Innovation Campus

21N-191 - LACCD Van de Kamp Innovation Campus

SUB-PROJECT PROFILE

OVERALL STATUS:

DESCRIPTION: District-wide initiative

DESIGN START

NTP CONSTRUCTION

SUBSTANTIAL COMPLETION

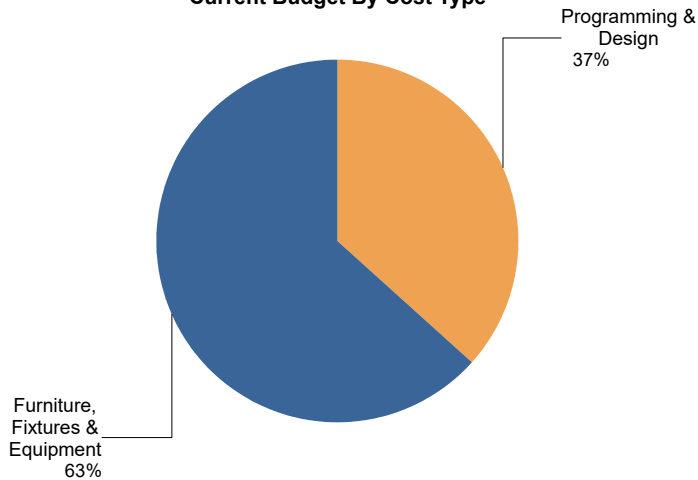
ACADEMIC OCCUPANCY

n/a

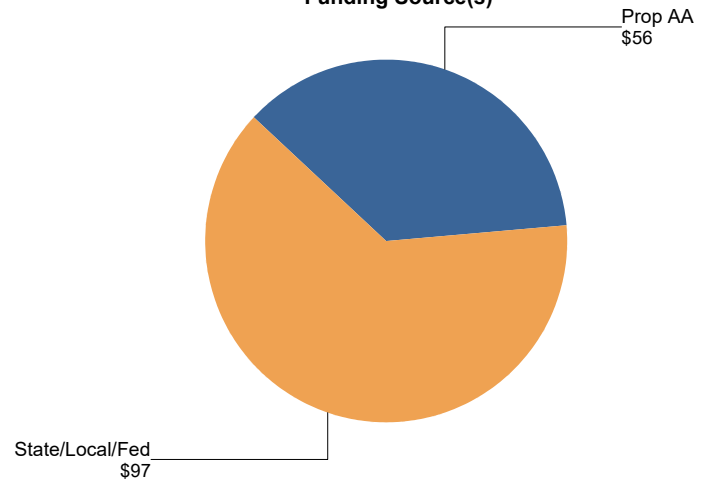
PROJECT COST BREAKDOWN

Cost Type "Bucket"	[a] Current Budget	[b] Contracted	[c] Expended	[d] Estimate at Completion	[e]=[a]-[d] Budget Variance
Programming & Design	\$56	\$56	\$56	\$56	\$0
Furniture, Fixtures & Equipment	\$97	\$97	\$97	\$97	\$0
Total Budget	\$153	\$153	\$153	\$153	\$0

Current Budget By Cost Type



Funding Source(s)



Satellites

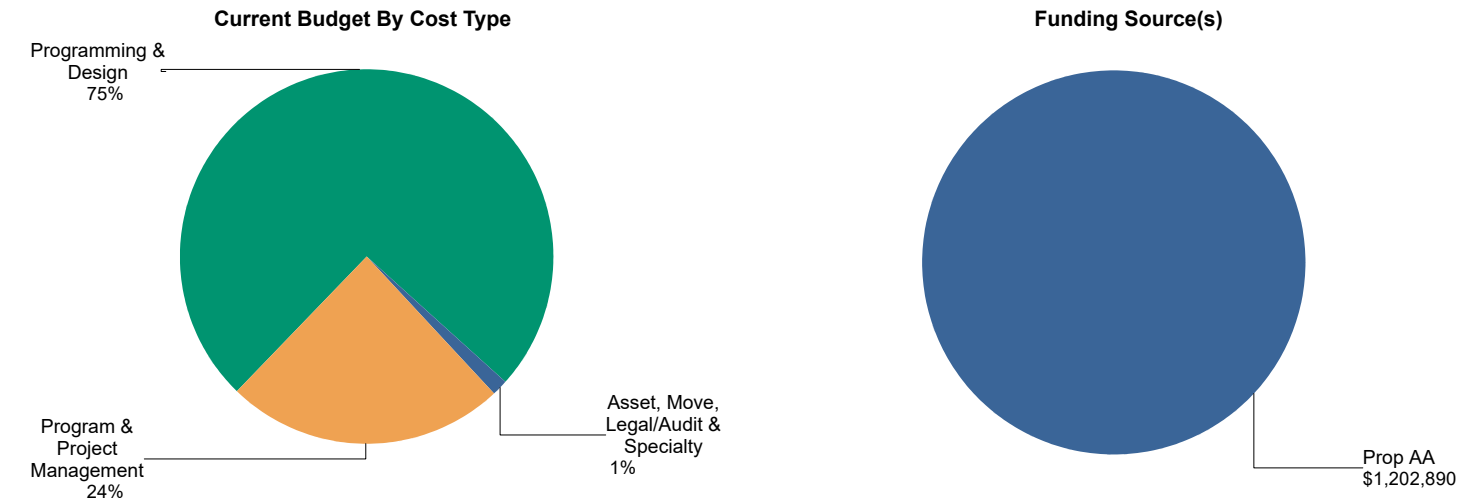
Sub-Project/Building Level Detail

Firestone Factory Building

22G-250 - Firestone Factory Building

SUB-PROJECT PROFILE		OVERALL STATUS:
DESCRIPTION:	Berliner Architects and Associates contracted to complete the Firestone Educational Center (FEC) Master Plan.	
DESIGN START	NTP CONSTRUCTION	SUBSTANTIAL COMPLETION
n/a		ACADEMIC OCCUPANCY

PROJECT COST BREAKDOWN					
Cost Type "Bucket"	[a] Current Budget	[b] Contracted	[c] Expended	[d] Estimate at Completion	[e]=[a]-[d] Budget Variance
Programming & Design	\$896,596	\$896,596	\$896,596	\$896,596	\$0
Program & Project Management	\$290,049	\$290,049	\$290,049	\$290,049	\$0
Asset, Move, Legal/Audit & Specialty	\$16,245	\$16,245	\$16,245	\$16,245	\$0
Total Budget	\$1,202,890	\$1,202,890	\$1,202,890	\$1,202,890	\$0



Satellites

Sub-Project/Building Level Detail

Firestone Factory Building

22G-251 - Firestone Factory Building

SUB-PROJECT PROFILE

OVERALL STATUS:

DESCRIPTION: Purchase of an approximate 28 acres parcel at the site of the former Ameron Products Company near the intersections of Atlantic Avenue and Firestone Boulevard in the City of South Gate, California for the future East Los Angeles College South Gate Educational Center.

DESIGN START

NTP CONSTRUCTION

SUBSTANTIAL COMPLETION

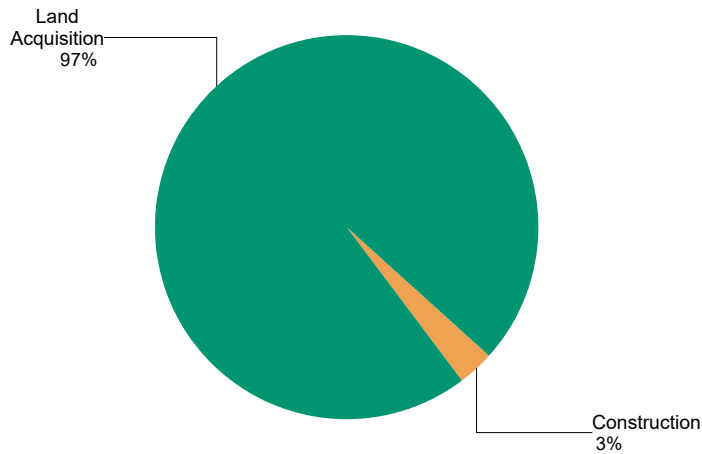
ACADEMIC OCCUPANCY

n/a

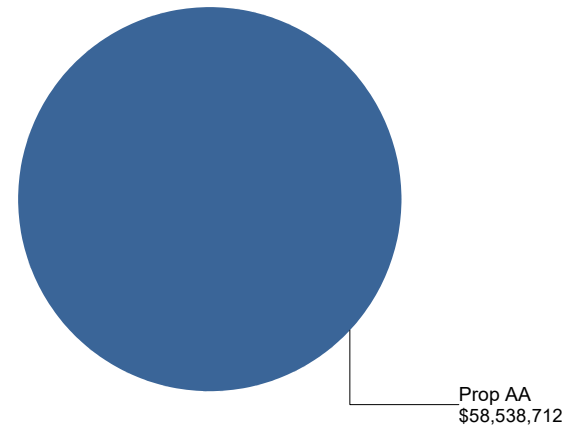
PROJECT COST BREAKDOWN

Cost Type "Bucket"	[a] Current Budget	[b] Contracted	[c] Expended	[d] Estimate at Completion	[e]=[a]-[d] Budget Variance
Land Acquisition	\$56,816,450	\$56,816,450	\$56,816,450	\$56,816,450	\$0
Construction	\$1,730,721	\$1,730,721	\$1,730,721	\$1,730,721	\$0
Asset, Move, Legal/Audit & Specialty	\$(8,459)	\$(8,459)	\$(8,459)	\$(8,459)	\$0
Total Budget	\$58,538,712	\$58,538,712	\$58,538,712	\$58,538,712	\$0

Current Budget By Cost Type



Funding Source(s)



Satellites

Sub-Project/Building Level Detail

Firestone Factory Building

22G-261.00 - East Los Angeles College Southeast Campus
SUB-PROJECT PROFILE
OVERALL STATUS: In Construction

DESCRIPTION: This project includes demolition of portions of existing structures on site; removal of hazardous materials from the center and north sides of the site for completion of the Department of Toxic Substances Control (DTSC) approved Remediation Action Plan (RAP); construction of a new 3-story building; and related site and parking improvements.

DESIGN START

07/13/2017

NTP CONSTRUCTION

10/17/2022

SUBSTANTIAL COMPLETION

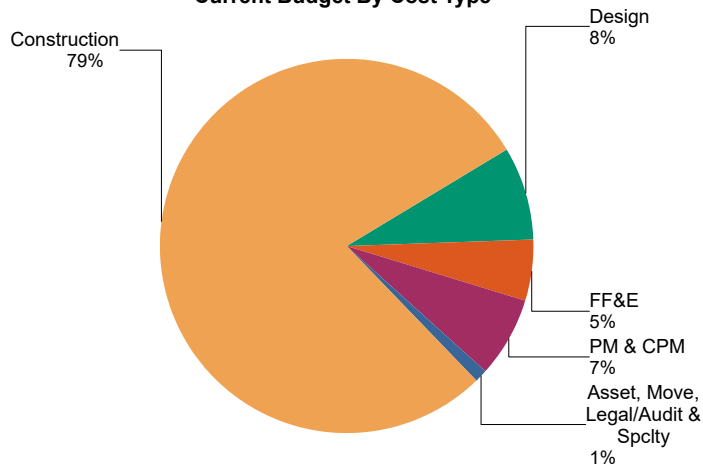
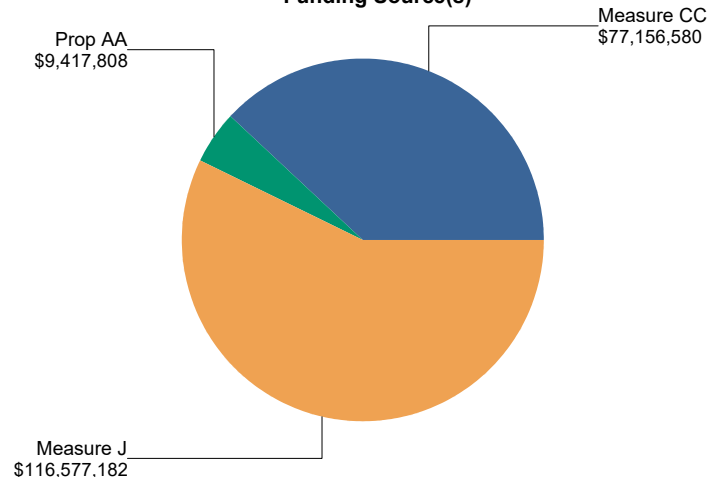
09/30/2025

ACADEMIC OCCUPANCY

02/02/2026

SUB-PROJECT COST BREAKDOWN

Cost Type "Bucket"	[a] Current Budget	[b] Contracted	[c] Expended	[d] Estimate at Completion	[e]=[a]-[d] Budget Variance
Asset, Move, Legal/Audit & Specialty	\$2,246,080	\$2,246,080	\$1,721,378	\$2,246,080	\$0
Construction	\$159,745,329	\$153,742,864	\$71,921,541	\$159,745,329	\$0
Furniture, Fixtures & Equipment	\$10,884,935	\$1,735,581	\$1,382,044	\$10,884,935	\$0
Program & Project Management	\$13,849,074	\$7,903,882	\$7,255,319	\$13,849,074	\$0
Programming & Design	\$16,426,153	\$11,539,333	\$10,305,102	\$16,426,153	\$0
Total Budget	\$203,151,570	\$177,167,740	\$92,585,385	\$203,151,570	\$0

Current Budget By Cost Type

Funding Source(s)


Satellites

Sub-Project/Building Level Detail

Firestone Factory Building

22G-261.01 - South Gate Educational Center - Demo

SUB-PROJECT PROFILE

OVERALL STATUS: Completed

DESCRIPTION: This project included demolition of portions of existing structures on site; removal of hazardous materials from the south side of the site; and processing of existing non-hazardous materials on the north side of the site for re-use as fill material for the new Educational Center project. Construction activities are complete and this project is in the closeout phase.

DESIGN START

03/03/2015

NTP CONSTRUCTION

10/15/2018

SUBSTANTIAL COMPLETION

04/19/2021

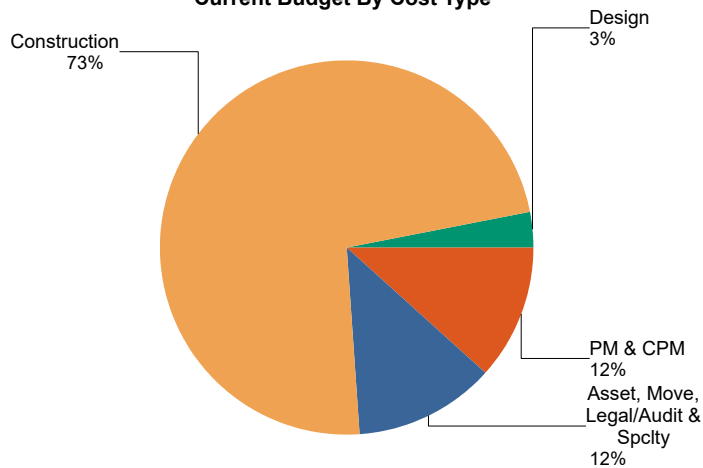
ACADEMIC OCCUPANCY

04/19/2021

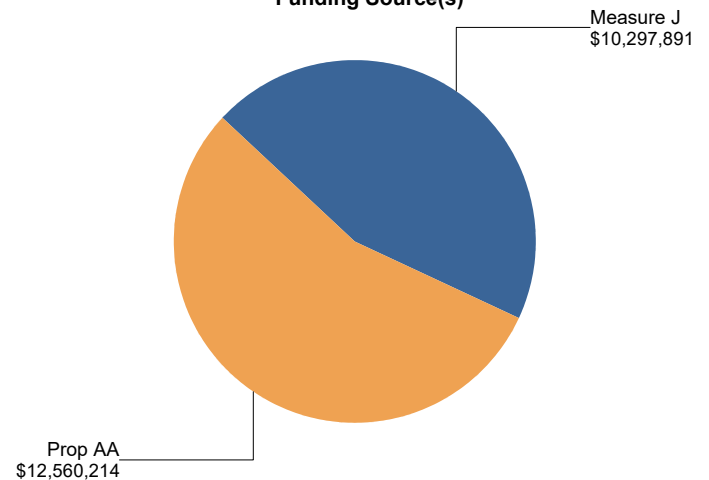
SUB-PROJECT COST BREAKDOWN

Cost Type "Bucket"	[a] Current Budget	[b] Contracted	[c] Expended	[d] Estimate at Completion	[e]=[a]-[d] Budget Variance
Asset, Move, Legal/Audit & Specialty	\$2,792,943	\$2,738,923	\$2,738,923	\$2,792,943	\$0
Construction	\$16,689,607	\$16,316,804	\$16,316,804	\$16,689,607	\$0
Program & Project Management	\$2,682,702	\$2,682,318	\$2,682,318	\$2,682,702	\$0
Programming & Design	\$692,853	\$685,245	\$685,245	\$692,853	\$0
Total Budget	\$22,858,105	\$22,423,290	\$22,423,290	\$22,858,105	\$0

Current Budget By Cost Type



Funding Source(s)



Satellites

Sub-Project/Building Level Detail

Firestone Factory Building

22G-261.02 - East Los Angeles College Southeast Campus Swing Space

SUB-PROJECT PROFILE

OVERALL STATUS: In Procurement

DESCRIPTION: The new South Gate Educational Center Swing Space will provide temporary classroom, laboratory, administrative office, and restroom facilities at the new satellite campus site to allow the College to continue offering in-person instruction and services to students while the new Educational Center building is complete.

DESIGN START

04/03/2024

NTP CONSTRUCTION

01/27/2025

SUBSTANTIAL COMPLETION

02/25/2025

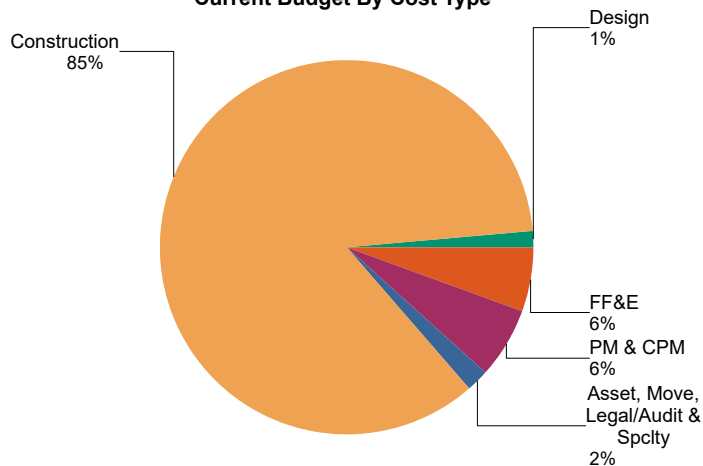
ACADEMIC OCCUPANCY

03/04/2025

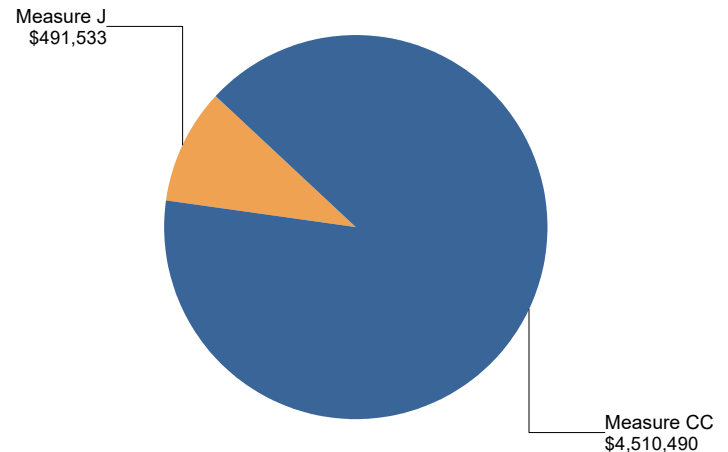
SUB-PROJECT COST BREAKDOWN

Cost Type "Bucket"	[a] Current Budget	[b] Contracted	[c] Expended	[d] Estimate at Completion	[e]=[a]-[d] Budget Variance
Asset, Move, Legal/Audit & Specialty	\$99,278	\$99,278	\$0	\$452,001	\$(352,723)
Construction	\$4,251,867	\$265,941	\$123,546	\$3,899,144	\$352,723
Furniture, Fixtures & Equipment	\$287,482	\$10,139	\$4,058	\$287,482	\$0
Program & Project Management	\$300,114	\$300,114	\$169,346	\$300,114	\$0
Programming & Design	\$63,281	\$46,413	\$804	\$63,281	\$0
Total Budget	\$5,002,022	\$721,885	\$297,754	\$5,002,022	\$0

Current Budget By Cost Type



Funding Source(s)



Satellites

Sub-Project/Building Level Detail

Firestone Factory Building

22G-290 - Firestone Factory Building

SUB-PROJECT PROFILE

OVERALL STATUS:

DESCRIPTION: Management Services, Asset Management, Legal and Auditing Services and Other Consulting Services.

DESIGN START

NTP CONSTRUCTION

SUBSTANTIAL COMPLETION

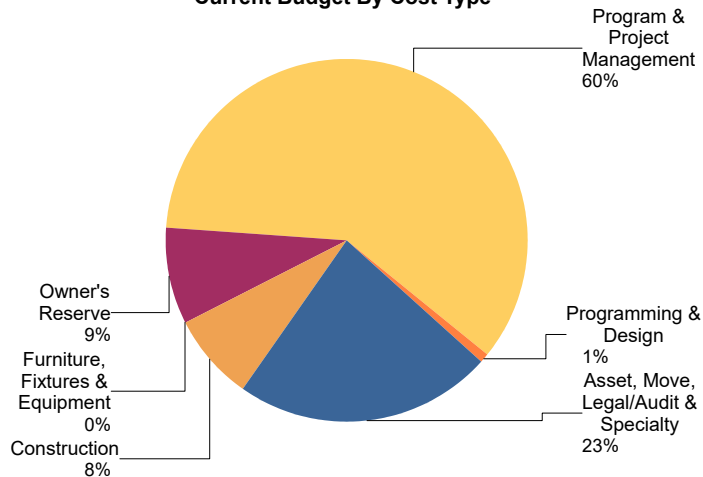
ACADEMIC OCCUPANCY

n/a

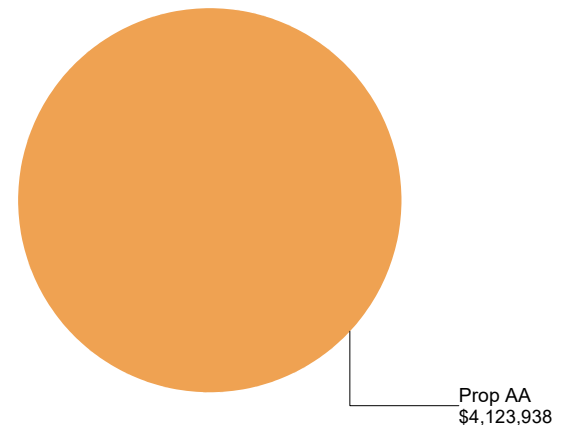
PROJECT COST BREAKDOWN

Cost Type "Bucket"	[a] Current Budget	[b] Contracted	[c] Expended	[d] Estimate at Completion	[e]=[a]-[d] Budget Variance
Asset, Move, Legal/Audit & Specialty	\$951,768	\$951,768	\$951,768	\$951,768	\$0
Programming & Design	\$28,718	\$28,718	\$28,718	\$28,718	\$0
Owner's Reserve	\$350,937	\$0	\$0	\$350,937	\$0
Program & Project Management	\$2,469,480	\$2,469,480	\$2,469,480	\$2,469,480	\$0
Construction	\$321,045	\$321,045	\$321,045	\$321,045	\$0
Furniture, Fixtures & Equipment	\$1,990	\$1,990	\$1,990	\$1,990	\$0
Land Acquisition	\$0	\$0	\$0	\$0	\$0
Total Budget	\$4,123,938	\$3,773,001	\$3,773,001	\$4,123,938	\$0

Current Budget By Cost Type



Funding Source(s)



Satellites

Sub-Project/Building Level Detail

Firestone Factory Building

22G-291 - Firestone Factory Building

SUB-PROJECT PROFILE

OVERALL STATUS:

DESCRIPTION: Allocations for FF&E and other major procurement incurred on behalf of the Campus projects.

DESIGN START

NTP CONSTRUCTION

SUBSTANTIAL COMPLETION

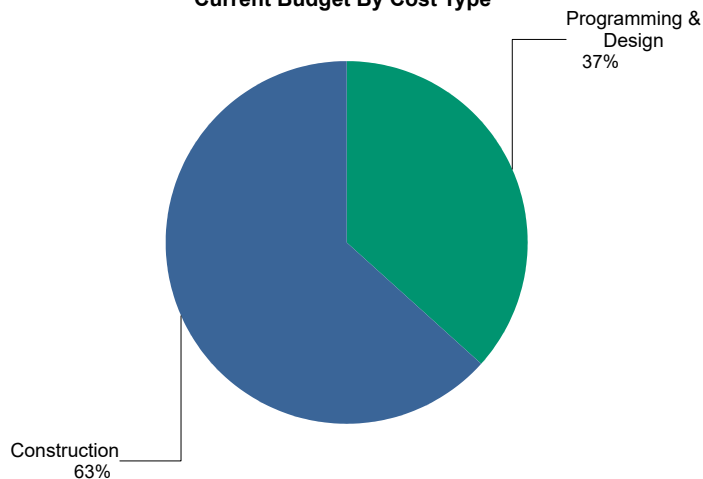
ACADEMIC OCCUPANCY

n/a

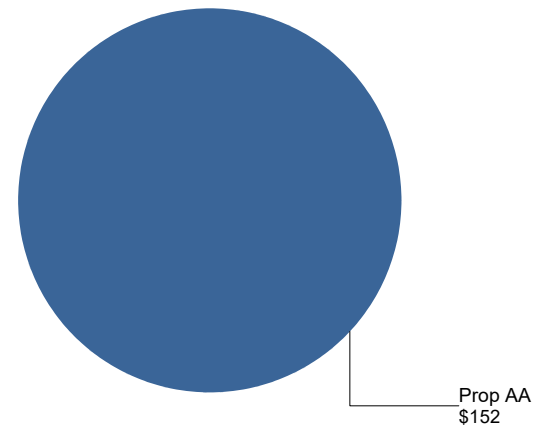
PROJECT COST BREAKDOWN

Cost Type "Bucket"	[a] Current Budget	[b] Contracted	[c] Expended	[d] Estimate at Completion	[e]=[a]-[d] Budget Variance
Furniture, Fixtures & Equipment	\$0	\$0	\$0	\$0	\$0
Programming & Design	\$56	\$56	\$56	\$56	\$0
Construction	\$97	\$97	\$97	\$97	\$0
Total Budget	\$152	\$152	\$152	\$152	\$0

Current Budget By Cost Type



Funding Source(s)



Satellites

Sub-Project/Building Level Detail

Firestone Factory Building

40J-261 - Firestone Factory Building

SUB-PROJECT PROFILE

OVERALL STATUS:

DESCRIPTION:

DESIGN START

NTP CONSTRUCTION

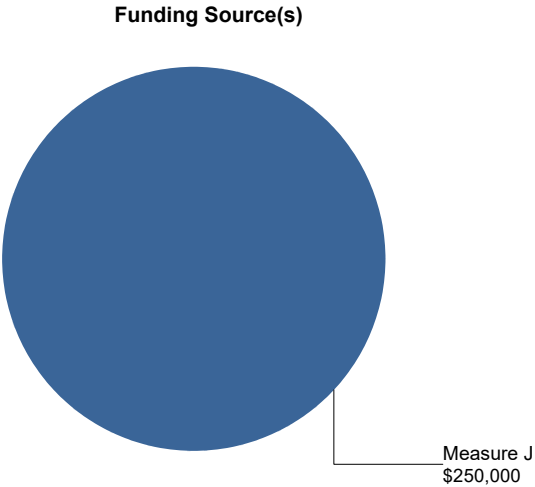
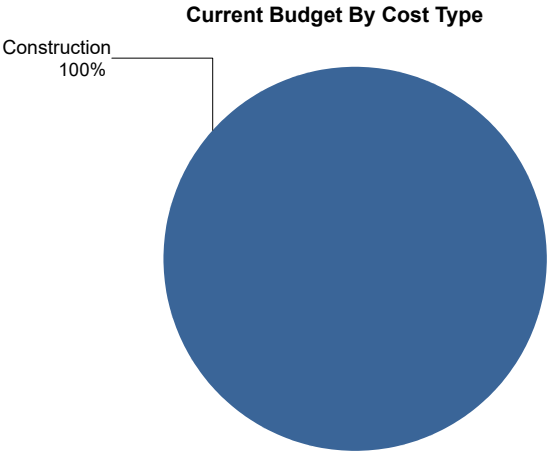
SUBSTANTIAL COMPLETION

ACADEMIC OCCUPANCY

n/a

PROJECT COST BREAKDOWN

Cost Type "Bucket"	[a] Current Budget	[b] Contracted	[c] Expended	[d] Estimate at Completion	[e]=[a]-[d] Budget Variance
Program & Project Management	\$0	\$0	\$0	\$0	\$0
Construction	\$250,000	\$250,000	\$250,000	\$250,000	\$0
Furniture, Fixtures & Equipment	\$0	\$0	\$0	\$0	\$0
Programming & Design	\$0	\$0	\$0	\$0	\$0
Total Budget	\$250,000	\$250,000	\$250,000	\$250,000	\$0



Satellites

Sub-Project/Building Level Detail

Mission College - Sunland/Tujunga

40J-404 - Mission College - Sunland/Tujunga

SUB-PROJECT PROFILE

OVERALL STATUS:

DESCRIPTION:

DESIGN START

NTP CONSTRUCTION

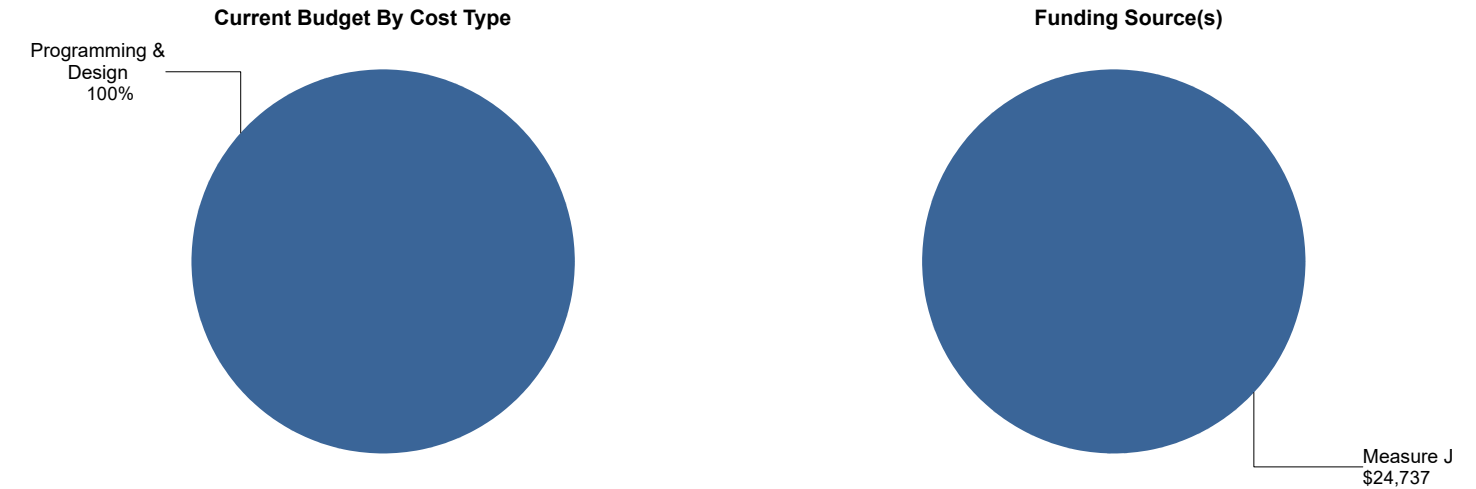
SUBSTANTIAL COMPLETION

ACADEMIC OCCUPANCY

n/a

PROJECT COST BREAKDOWN

Cost Type "Bucket"	[a] Current Budget	[b] Contracted	[c] Expended	[d] Estimate at Completion	[e]=[a]-[d] Budget Variance
Programming & Design	\$24,737	\$24,737	\$24,737	\$24,737	\$0
Total Budget	\$24,737	\$24,737	\$24,737	\$24,737	\$0



Satellites

Sub-Project/Building Level Detail

Southwest Museum

40J-604 - Southwest Museum

SUB-PROJECT PROFILE

OVERALL STATUS:

DESCRIPTION:

DESIGN START	NTP CONSTRUCTION	SUBSTANTIAL COMPLETION	ACADEMIC OCCUPANCY
n/a			

PROJECT COST BREAKDOWN

Cost Type "Bucket"	[a] Current Budget	[b] Contracted	[c] Expended	[d] Estimate at Completion	[e]=[a]-[d] Budget Variance
Construction	\$0	\$0	\$0	\$0	\$0
Furniture, Fixtures & Equipment	\$0	\$0	\$0	\$0	\$0
Programming & Design	\$0	\$0	\$0	\$0	\$0
Program & Project Management	\$0	\$0	\$0	\$0	\$0
Asset, Move, Legal/Audit & Specialty	\$0	\$0	\$0	\$0	\$0
Total Budget	\$0	\$0	\$0	\$0	\$0

Current Budget By Cost Type

Funding Source(s)

Satellites

Sub-Project/Building Level Detail

Valley College - Burbank

40J-804 - Valley College - Burbank

SUB-PROJECT PROFILE

OVERALL STATUS:

DESCRIPTION:

DESIGN START	NTP CONSTRUCTION	SUBSTANTIAL COMPLETION	ACADEMIC OCCUPANCY
n/a			

PROJECT COST BREAKDOWN

Cost Type "Bucket"	[a] Current Budget	[b] Contracted	[c] Expended	[d] Estimate at Completion	[e]=[a]-[d] Budget Variance
Asset, Move, Legal/Audit & Specialty	\$0	\$0	\$0	\$0	\$0
Programming & Design	\$0	\$0	\$0	\$0	\$0
Program & Project Management	\$0	\$0	\$0	\$0	\$0
Construction	\$0	\$0	\$0	\$0	\$0
Furniture, Fixtures & Equipment	\$0	\$0	\$0	\$0	\$0
Total Budget	\$0	\$0	\$0	\$0	\$0

Current Budget By Cost Type

Funding Source(s)

Satellites

Sub-Project/Building Level Detail

West College - LAX

40J-904 - West College - LAX

SUB-PROJECT PROFILE

OVERALL STATUS:

DESCRIPTION:

DESIGN START

NTP CONSTRUCTION

SUBSTANTIAL COMPLETION

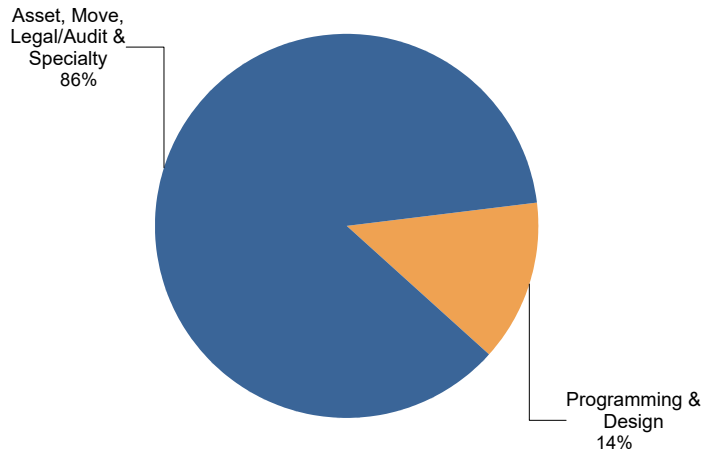
ACADEMIC OCCUPANCY

n/a

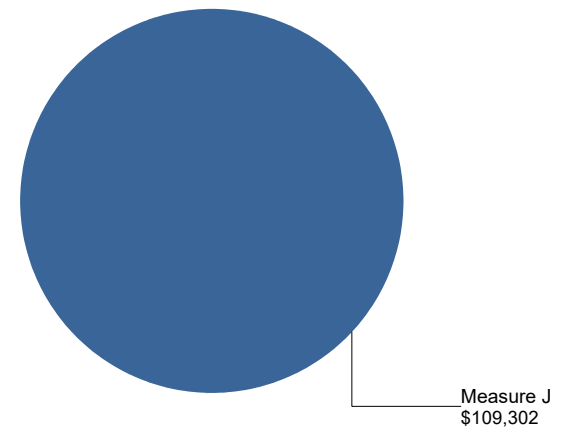
PROJECT COST BREAKDOWN

Cost Type "Bucket"	[a] Current Budget	[b] Contracted	[c] Expended	[d] Estimate at Completion	[e]=[a]-[d] Budget Variance
Asset, Move, Legal/Audit & Specialty	\$94,502	\$94,502	\$94,502	\$94,502	\$0
Programming & Design	\$14,800	\$14,800	\$14,800	\$14,800	\$0
Total Budget	\$109,302	\$109,302	\$109,302	\$109,302	\$0

Current Budget By Cost Type



Funding Source(s)



Satellites Exhibit A

Exhibit A Satellites Budget Transfer Log

Satellites

Sub-Project/Building Level Budget Transfer Log

Proj Ref	Project/Building Name	Established Budget	Current Budget	Variance	Approved Date
01C-178.00	Land Acquisition - Northeast	\$6,838,675	\$6,838,675		01/01/2014
10D-078.00	District HQ	\$30,061,339	\$30,061,339		09/16/2014
			\$30,599,131	\$537,791	05/24/2017
			\$30,600,106	\$975	06/03/2019
			\$30,601,106	\$1,000	02/04/2020
			\$30,601,556	\$450	07/26/2021
10D-078.01	770 HQ - Building Acquisition	\$19,516,893	\$19,516,893		01/01/2014
			\$19,516,695	\$(197)	07/26/2021
10D-078.16	Video Conferencing	\$1,090,229	\$1,090,229		01/01/2014
10D-078.18	LACCD Showroom 2nd Floor & Tele/Inter	\$74,944	\$74,944		01/01/2014
			\$73,984	\$(960)	06/03/2019
			\$73,731	\$(252)	07/26/2021
10D-078.20	Education Services Center (ESC) Seismic Retrofit Analy	\$500,000	\$500,000		02/14/2019
10D-078.21	Educational Services Center Seismic Retrofit	\$2,609,064	\$2,609,064		11/22/2024
10D-078.OC	District HQ – OCIP	\$31,500	\$31,500		01/01/2014
			\$31,485	\$(15)	06/03/2019
10D-108.00	Health Careers Academy at County General	\$755,652	\$755,652		06/16/2016
21N-115.00	New Education Building	\$19,922,628	\$19,922,628		01/01/2014
			\$19,965,898	\$43,270	03/20/2017
			\$24,689,833	\$4,723,934	04/17/2017
			\$26,294,645	\$1,604,811	05/12/2017
21N-115.01	New Education Building Repairs	\$933,993	\$933,993		07/17/2020
			\$298,149	\$(635,843)	02/22/2022
21N-118.00	Central Plant	\$5,959,335	\$5,959,335		01/01/2014
			\$5,969,516	\$10,181	03/21/2017
			\$5,586,185	\$(383,331)	05/15/2017

Budget transfers performed to reflect campus project re-prioritization of the strategic execution plan.

Satellites

Sub-Project/Building Level Budget Transfer Log

Proj Ref	Project/Building Name	Established Budget	Current Budget	Variance	Approved Date
21N-119.00	San Fernando Road Street Widening	\$701,314	\$701,314		01/01/2014
			\$705,064	\$3,750	03/21/2017
			\$482,165	\$(222,899)	05/12/2017
21N-120.00	Bakery Building	\$24,899,296	\$24,899,296		01/01/2014
			\$25,633,854	\$734,557	03/21/2017
			\$25,583,854	\$(50,000)	03/31/2017
			\$25,633,854	\$50,000	04/17/2017
			\$29,355,002	\$3,721,147	05/15/2017
21N-120.01	Van de Kamp Bakery Repairs	\$611,133	\$611,133		07/17/2020
21N-121.00	Demolition	\$15,630	\$15,630		01/01/2014
21N-122.00	Educational Center Status	\$374,978	\$374,978		01/01/2014
			\$187,489	\$(187,488)	05/15/2017
21N-130.00	RWGPL - Roadways, Walkways, Grounds and Parking Lo	\$125,897	\$125,897		01/01/2014
			\$100,498	\$(25,398)	05/15/2017
21N-131.00	Abatement, Demolition and Infrastructure	\$82,238	\$82,238		01/01/2014
21N-154.00	Public Works	\$157	\$157		01/01/2014
21N-154.01	Waterless urinals	\$165	\$165		01/01/2014
21N-155.00	Bulk Procurement	\$46	\$46		01/01/2014
21N-155.02	PURCHASE OF PWR TOOLS	\$3	\$3		01/01/2014
21N-155.03	Bulk Purchase - Athletic	\$1	\$1		01/01/2014
21N-155.04	Bulk Purchase - Musical Instruments	\$190	\$190		01/01/2014
			\$96	\$(94)	05/15/2017

Budget transfers performed to reflect campus project re-prioritization of the strategic execution plan.

Satellites

Sub-Project/Building Level Budget Transfer Log

Proj Ref	Project/Building Name	Established Budget	Current Budget	Variance	Approved Date
21N-155.06	Bulk Purchase - CHILD DEV CTR F&E	\$10	\$10		01/01/2014
			\$8	\$(2)	05/15/2017
21N-156.01	DW-SCANNING & CODING	\$258	\$258		01/01/2014
21N-177.00	Temporary Facilities	\$3,939	\$3,939		01/01/2014
			\$1,970	\$(1,969)	05/15/2017
21N-178.00	Land Acquisition	\$12,928,625	\$12,928,625		01/01/2014
			\$12,311,573	\$(617,051)	05/15/2017
21N-179.00	Campus Wide Improvements	\$70,101	\$70,101		01/01/2014
			\$66,013	\$(4,088)	05/15/2017
21N-181.00	Master Planning	\$425,737	\$425,737		01/01/2014
			\$280,144	\$(145,593)	05/15/2017
21N-189.00	Campus Program Management - Asset Assessment and M	\$115,815	\$115,815		01/01/2014
21N-190.00	Campus Program Management - Program Management S	\$4,095,973	\$4,095,973		01/01/2014
			\$2,047,987	\$(2,047,986)	05/15/2017
21N-190.OC	Northeast – OCIP	\$558,256	\$558,256		01/01/2014
			\$946,560	\$388,304	05/15/2017
			\$946,560	\$0	01/20/2022
			\$558,256	\$(388,303)	02/14/2022
21N-191.00	Campus Program Management - Project Management Se	\$6,513,737	\$6,513,737		01/01/2014
			\$5,034,074	\$(1,479,663)	05/15/2017
			\$5,034,074	\$0	01/20/2022
21N-193.00	Campus Program Management - Legal Services	\$232,913	\$232,913		01/01/2014
			\$231,605	\$(1,307)	05/15/2017
			\$231,606	\$0	01/20/2022
21N-194.00	Campus Program Management - Performance/financial at	\$38,911	\$38,911		01/01/2014

Budget transfers performed to reflect campus project re-prioritization of the strategic execution plan.

Satellites

Sub-Project/Building Level Budget Transfer Log

Proj Ref	Project/Building Name	Established Budget	Current Budget	Variance	Approved Date
			\$38,911	\$0	05/15/2017
21N-195.00	Campus Program Management - Other Consulting Service	\$1,237,691	\$1,237,691		01/01/2014
			\$924,924	\$(312,766)	05/15/2017
21N-199.00	Campus Program Management - Owner's Reserve	\$823,607	\$823,607		01/01/2014
			\$538,986	\$(284,620)	05/15/2017
22G-250.00	Master Plan	\$772,322	\$772,322		01/26/2017
			\$778,522	\$6,200	05/13/2020
22G-251.00	EIR	\$371,824	\$371,824		07/08/2015
22G-252.00	Site Survey	\$52,544	\$52,544		01/01/2014
22G-254.01	Waterless urinals	\$321	\$321		01/01/2014
22G-255.02	Bulk Purchase - Power tools	\$48	\$48		01/01/2014
22G-255.03	Bulk Purchase - Athletic	\$1	\$1		01/01/2014
22G-255.04	Bulk Purchase - Musical Instruments	\$95	\$95		01/26/2017
22G-255.06	Bulk Purchase - CHILD DEV CTR F&E	\$8	\$8		01/26/2017
22G-256.01	DW-SCANNING & CODING	\$258	\$258		07/08/2015
22G-261.00	East Los Angeles College Southeast Campus	\$95,421,668	\$95,421,668		01/26/2017
			\$154,474,107	\$59,052,439	03/03/2021
			\$163,983,002	\$9,508,894	11/15/2022
			\$163,983,002	\$0	11/17/2022
			\$203,151,570	\$39,168,568	04/29/2024
22G-261.01	South Gate Educational Center - Demo	\$32,001,875	\$32,001,875		01/26/2017
			\$22,858,105	\$(9,143,769)	11/14/2022

Budget transfers performed to reflect campus project re-prioritization of the strategic execution plan.

Satellites

Sub-Project/Building Level Budget Transfer Log

Proj Ref	Project/Building Name	Established Budget	Current Budget	Variance	Approved Date
22G-261.02	East Los Angeles College Southeast Campus Swing Spac	\$4,250,182	\$4,250,182		06/27/2024
			\$5,002,022	\$751,840	12/09/2024
22G-278.00	Land Acquisition- Ameron	\$26,911,304	\$26,911,304		01/26/2017
22G-278.01	Land Acquisition - Firestone	\$31,627,408	\$31,627,408		07/08/2015
22G-289.00	Asset Assess & Move	\$115,769	\$115,769		01/26/2017
			\$115,683	\$(86)	08/25/2021
22G-290.00	Campus Program	\$2,045,537	\$2,045,537		01/01/2014
22G-290.00	Southgate – OCIP	\$363,715	\$363,715		01/26/2017
			\$214,527	\$(149,187)	08/16/2021
22G-291.00	Project Management	\$421,991	\$421,991		01/01/2014
22G-293.00	Legal Services	\$169,189	\$169,189		01/26/2017
22G-294.00	Audit	\$61,287	\$61,287		01/26/2017
22G-295.00	Other Consulting Services	\$744,208	\$744,208		01/26/2017
22G-299.00	Campus Program Management - Owner's Reserve	\$1,064,520	\$1,064,520		01/26/2017
			\$1,058,320	\$(6,200)	05/13/2020
			\$1,207,508	\$149,187	08/16/2021
			\$1,207,595	\$86	08/25/2021
			\$10,351,365	\$9,143,769	11/14/2022
			\$842,470	\$(9,508,894)	11/15/2022
			\$842,470	\$0	11/17/2022
			\$350,937	\$(491,532)	06/28/2024
40J-404.00	Mission College - Sunland/Tujunga	\$24,737	\$24,737		01/01/2014
40J-904.00	West College - LAX	\$109,302	\$109,302		01/01/2014

Budget transfers performed to reflect campus project re-prioritization of the strategic execution plan.

Satellites

Sub-Project/Building Level Budget Transfer Log

Proj Ref	Project/Building Name	Established Budget	Current Budget	Variance	Approved Date
40J-G04.00	ELAC Firestone Factory Building	\$250,000	\$250,000		01/26/2017

Budget transfers performed to reflect campus project re-prioritization of the strategic execution plan.

Satellites

Exhibit B

Exhibit B

Satellites

All Sub-projects by Rollup

Satellites

All Sub-Projects by Rollup

10D-078		Current Budget	EAC	Funding Variance
10D-078.00	District HQ	\$30,601,556	\$30,601,556	\$0
10D-078.01	770 HQ - Building Acquisition	\$19,516,695	\$19,516,695	\$0
10D-078.16	Video Conferencing	\$1,090,229	\$1,090,229	\$0
10D-078.18	LACCD Showroom 2nd Floor & Tele/Inter	\$73,731	\$73,731	\$0
10D-078.20	Education Services Center (ESC) Seismic Retrofit Analysis	\$500,000	\$500,000	\$0
10D-078.21	Educational Services Center Seismic Retrofit	\$2,609,064	\$2,609,064	\$0
10D-078.OCIP	District HQ – OCIP	\$31,485	\$31,485	\$0
		\$54,422,760	\$54,422,760	\$0
10D-108		Current Budget	EAC	Funding Variance
10D-108.00	Health Careers Academy at County General	\$755,652	\$755,652	\$0
		\$755,652	\$755,652	\$0
21N-115		Current Budget	EAC	Funding Variance
21N-115.00	New Education Building	\$26,294,645	\$26,294,645	\$0
21N-115.01	New Education Building Repairs	\$298,149	\$298,149	\$0
		\$26,592,794	\$26,592,794	\$0
21N-118		Current Budget	EAC	Funding Variance
21N-118.00	Central Plant	\$5,586,185	\$5,586,185	\$0
21N-131.00	Abatement, Demolition and Infrastructure	\$82,238	\$82,238	\$0
		\$5,668,423	\$5,668,423	\$0
21N-119		Current Budget	EAC	Funding Variance
21N-119.00	San Fernando Road Street Widening	\$482,165	\$482,165	\$0
		\$482,165	\$482,165	\$0
21N-120		Current Budget	EAC	Funding Variance
21N-117.00	*** not used ***	\$0	\$0	\$0
21N-120.00	Bakery Building	\$29,355,002	\$29,355,002	\$0
21N-120.01	Van de Kamp Bakery Repairs	\$611,133	\$611,133	\$0
21N-121.00	Demolition	\$15,630	\$15,630	\$0
21N-130.00	RWGPL - Roadways, Walkways, Grounds and Parking Lots	\$100,498	\$100,498	\$0
21N-177.00	Temporary Facilities	\$1,970	\$1,970	\$0
21N-179.00	Campus Wide Improvements	\$66,013	\$66,013	\$0
		\$30,150,245	\$30,150,245	\$0
21N-122		Current Budget	EAC	Funding Variance
21N-122.00	Educational Center Status	\$187,489	\$187,489	\$0
		\$187,489	\$187,489	\$0
21N-170		Current Budget	EAC	Funding Variance
21N-181.00	Master Planning	\$280,144	\$280,144	\$0
		\$280,144	\$280,144	\$0

Satellites

All Sub-Projects by Rollup

21N-178		Current Budget	EAC	Funding Variance
01C-178.00	Land Acquisition - Northeast	\$6,838,675	\$6,838,675	\$0
21N-178.00	Land Acquisition	\$12,311,573	\$12,311,573	\$0
		\$19,150,249	\$19,150,249	\$0
21N-190		Current Budget	EAC	Funding Variance
21N-154.00	Public Works	\$157	\$157	\$0
21N-154.01	Waterless urinals	\$165	\$165	\$0
21N-154.02	VIDEO CONF CTRS MOD	\$0	\$0	\$0
21N-156.01	DW-SCANNING & CODING	\$258	\$258	\$0
21N-189.00	Campus Program Management - Asset Assessment and Move M	\$115,815	\$115,815	\$0
21N-190.00	Campus Program Management - Program Management Service	\$2,047,987	\$2,047,987	\$0
21N-190.OCIP	Northeast – OCIP	\$558,256	\$558,256	\$0
21N-191.00	Campus Program Management - Project Management Services	\$5,034,074	\$5,034,074	\$0
21N-193.00	Campus Program Management - Legal Services	\$231,606	\$231,606	\$0
21N-194.00	Campus Program Management - Performance/financial auditing	\$38,911	\$38,911	\$0
21N-195.00	Campus Program Management - Other Consulting Services	\$924,924	\$924,924	\$0
21N-199.00	Campus Program Management - Owner's Reserve	\$538,986	\$538,986	\$0
		\$9,491,138	\$9,491,138	\$0
21N-191		Current Budget	EAC	Funding Variance
21N-155.00	Bulk Procurement	\$46	\$46	\$0
21N-155.02	PURCHASE OF PWR TOOLS	\$3	\$3	\$0
21N-155.03	Bulk Purchase - Athletic	\$1	\$1	\$0
21N-155.04	Bulk Purchase - Musical Instruments	\$96	\$96	\$0
21N-155.05	Video Conference Equipment	\$0	\$0	\$0
21N-155.06	Bulk Purchase - CHILD DEV CTR F&E	\$8	\$8	\$0
		\$153	\$153	\$0
22G-250		Current Budget	EAC	Funding Variance
22G-250.00	Master Plan	\$778,522	\$778,522	\$0
22G-251.00	EIR	\$371,824	\$371,824	\$0
22G-252.00	Site Survey	\$52,544	\$52,544	\$0
		\$1,202,890	\$1,202,890	\$0
22G-251		Current Budget	EAC	Funding Variance
22G-278.00	Land Acquisition- Ameron	\$26,911,304	\$26,911,304	\$0
22G-278.01	Land Acquisition - Firestone	\$31,627,408	\$31,627,408	\$0
		\$58,538,712	\$58,538,712	\$0
22G-261		Current Budget	EAC	Funding Variance
22G-261.00	East Los Angeles College Southeast Campus	\$203,151,570	\$203,151,570	\$0
22G-261.01	South Gate Educational Center - Demo	\$22,858,105	\$22,858,105	\$0
22G-261.02	East Los Angeles College Southeast Campus Swing Space	\$5,002,022	\$5,002,022	\$0
		\$231,011,698	\$231,011,698	\$0

Satellites

All Sub-Projects by Rollup

22G-290		Current Budget	EAC	Funding Variance
22G-254.01	Waterless urinals	\$321	\$321	\$0
22G-254.02	VIDEO CONF CTRS MOD	\$0	\$0	\$0
22G-256.01	DW-SCANNING & CODING	\$258	\$258	\$0
22G-289.00	Asset Assess & Move	\$115,683	\$115,683	\$0
22G-290.00	Campus Program	\$2,045,537	\$2,045,537	\$0
22G-290.OCIP	Southgate – OCIP	\$214,527	\$214,527	\$0
22G-291.00	Project Management	\$421,991	\$421,991	\$0
22G-293.00	Legal Services	\$169,189	\$169,189	\$0
22G-294.00	Audit	\$61,287	\$61,287	\$0
22G-295.00	Other Consulting Services	\$744,208	\$744,208	\$0
22G-299.00	Campus Program Management - Owner's Reserve	\$350,937	\$350,937	\$0
		\$4,123,938	\$4,123,938	\$0
22G-291		Current Budget	EAC	Funding Variance
22G-255.02	Bulk Purchase - Power tools	\$48	\$48	\$0
22G-255.03	Bulk Purchase - Athletic	\$1	\$1	\$0
22G-255.04	Bulk Purchase - Musical Instruments	\$95	\$95	\$0
22G-255.05	Video Conference Equipment	\$0	\$0	\$0
22G-255.06	Bulk Purchase - CHILD DEV CTR F&E	\$8	\$8	\$0
		\$152	\$152	\$0
40J-261		Current Budget	EAC	Funding Variance
40J-G04.00	ELAC Firestone Factory Building	\$250,000	\$250,000	\$0
		\$250,000	\$250,000	\$0
40J-404		Current Budget	EAC	Funding Variance
40J-404.00	Mission College - Sunland/Tujunga	\$24,737	\$24,737	\$0
		\$24,737	\$24,737	\$0
40J-604		Current Budget	EAC	Funding Variance
40J-604.00	Southwest Museum	\$0	\$0	\$0
		\$0	\$0	\$0
40J-804		Current Budget	EAC	Funding Variance
40J-804.00	Valley College - Burbank	\$0	\$0	\$0
		\$0	\$0	\$0
40J-904		Current Budget	EAC	Funding Variance
40J-904.00	West College - LAX	\$109,302	\$109,302	\$0
		\$109,302	\$109,302	\$0

Satellites Exhibit C

Exhibit C Satellites Budget Transfer Log (2014 thru 2017 Rebaseline)

Satellites

Sub-Project/Building Level Budget Transfer Log (2014 thru 2017 Rebaseline)

Proj Ref	Project/Building Name	Established Budget	Current Funding	Variance	Approved Date
01C-178.00	Land Acquisition - Northeast	\$6,838,675	\$6,838,675		01/01/2014
10D-078.00	District HQ	\$30,061,339	\$30,061,339		01/01/2014
10D-078.01	770 HQ - Building Acquisition	\$19,516,893	\$19,516,893		01/01/2014
10D-078.16	Video Conferencing	\$1,090,229	\$1,090,229		01/01/2014
10D-078.18	LACCD Showroom 2nd Floor & Tele/Inter	\$74,944	\$74,944		01/01/2014
10D-078.OC	District HQ – OCIP	\$31,500	\$31,500		01/01/2014
10D-108.00	Health Careers Academy at County General	\$1,103,957	\$1,103,957		01/01/2014
21N-115.00	New Education Building	\$19,922,628	\$19,922,628		01/01/2014
21N-118.00	Central Plant	\$5,959,335	\$5,959,335		01/01/2014
21N-119.00	San Fernando Road Street Widening	\$701,314	\$701,314		01/01/2014
21N-120.00	Bakery Building	\$24,899,296	\$24,899,296		01/01/2014
21N-121.00	Demolition	\$15,630	\$15,630		01/01/2014
21N-122.00	Educational Center Status	\$374,978	\$374,978		01/01/2014
21N-130.00	RWGPL - Roadways, Walkways, Grounds and Parking Lo	\$125,897	\$125,897		01/01/2014
21N-131.00	Abatement, Demolition and Infrastructure	\$82,238	\$82,238		01/01/2014
21N-154.00	Public Works	\$157	\$157		01/01/2014
21N-154.01	Waterless urinals	\$165	\$165		01/01/2014

Satellites

Sub-Project/Building Level Budget Transfer Log (2014 thru 2017 Rebaseline)

Proj Ref	Project/Building Name	Established Budget	Current Budget	Variance	Approved Date
21N-155.00	Bulk Procurement	\$46	\$46		01/01/2014
21N-155.02	PURCHASE OF PWR TOOLS	\$3	\$3		01/01/2014
21N-155.03	Bulk Purchase - Athletic	\$1	\$1		01/01/2014
21N-155.04	Bulk Purchase - Musical Instruments	\$190	\$190		01/01/2014
21N-155.06	Bulk Purchase - CHILD DEV CTR F&E	\$10	\$10		01/01/2014
21N-156.01	DW-SCANNING & CODING	\$258	\$258		01/01/2014
21N-177.00	Temporary Facilities	\$3,939	\$3,939		01/01/2014
21N-178.00	Land Acquisition	\$12,928,625	\$12,928,625		01/01/2014
21N-179.00	Campus Wide Improvements	\$70,101	\$70,101		01/01/2014
21N-181.00	Master Planning	\$425,737	\$425,737		01/01/2014
21N-189.00	Campus Program Management - Asset Assessment and M	\$115,815	\$115,815		01/01/2014
21N-190.00	Campus Program Management - Program Management S	\$4,095,973	\$4,095,973		01/01/2014
21N-190.OC	Northeast – OCIP	\$558,256	\$558,256		01/01/2014
21N-191.00	Campus Program Management - Project Management Se	\$6,513,737	\$6,513,737		01/01/2014
21N-193.00	Campus Program Management - Legal Services	\$232,913	\$232,913		01/01/2014
21N-194.00	Campus Program Management - Performance/financial at	\$38,911	\$38,911		01/01/2014

Satellites

Sub-Project/Building Level Budget Transfer Log (2014 thru 2017 Rebaseline)

Proj Ref	Project/Building Name	Established Budget	Current Budget	Variance	Approved Date
21N-195.00	Campus Program Management - Other Consulting Service	\$1,237,691	\$1,237,691		01/01/2014
21N-199.00	Campus Program Management - Owner's Reserve	\$823,607	\$823,607		01/01/2014
22G-250.00	Master Plan	\$835,199	\$835,199		01/01/2014
			\$783,180	\$(52,019)	07/08/2015
			\$772,322	\$(10,858)	01/26/2017
22G-251.00	EIR	\$463,572	\$463,572		01/01/2014
			\$371,824	\$(91,748)	07/08/2015
22G-252.00	Site Survey	\$52,544	\$52,544		01/01/2014
22G-254.01	Waterless urinals	\$321	\$321		01/01/2014
22G-255.02	Bulk Purchase - Power tools	\$48	\$48		01/01/2014
22G-255.03	Bulk Purchase - Athletic	\$1	\$1		01/01/2014
22G-255.04	Bulk Purchase - Musical Instruments	\$95	\$95		01/01/2014
22G-255.05	Video Conference Equipment	\$0	\$0		01/01/2014
			\$0	\$0	01/26/2017
22G-255.06	Bulk Purchase - CHILD DEV CTR F&E	\$8	\$8		01/01/2014
22G-256.01	DW-SCANNING & CODING	\$257	\$257		01/01/2014
			\$258	\$0	07/08/2015
22G-261.00	East Los Angeles College Southeast Campus	\$5,389,517	\$5,389,517		01/01/2014
			\$95,962,945	\$90,573,428	06/05/2015
			\$95,421,668	\$(541,276)	01/26/2017
22G-261.01	South Gate Educational Center - Demo	\$19,593,192	\$19,593,192		06/05/2015

Satellites

Sub-Project/Building Level Budget Transfer Log (2014 thru 2017 Rebaseline)

Proj Ref	Project/Building Name	Established Budget	Current Budget	Variance	Approved Date
			\$32,001,875	\$12,408,683	07/08/2015
22G-278.00	Land Acquisition- Ameron	\$27,172,050	\$27,172,050		01/01/2014
			\$26,919,763	\$(252,286)	07/08/2015
			\$26,911,304	\$(8,459)	01/26/2017
22G-278.01	Land Acquisition - Firestone	\$31,627,408	\$31,627,408		01/01/2014
			\$31,627,408	\$0	07/08/2015
22G-289.00	Asset Assess & Move	\$115,683	\$115,683		01/01/2014
			\$115,769	\$86	01/26/2017
22G-290.00	Campus Program	\$2,045,537	\$2,045,537		01/01/2014
22G-290.0C	Southgate – OCIP	\$363,714	\$363,714		01/01/2014
			\$363,715	\$0	01/26/2017
22G-291.00	Project Management	\$421,991	\$421,991		01/01/2014
22G-293.00	Legal Services	\$169,189	\$169,189		01/01/2014
			\$169,189	\$0	01/26/2017
22G-294.00	Audit	\$50,398	\$50,398		01/01/2014
			\$55,041	\$4,643	10/16/2014
			\$61,287	\$6,245	01/26/2017
22G-295.00	Other Consulting Services	\$742,331	\$742,331		01/01/2014
			\$744,208	\$1,877	01/26/2017
22G-299.00	Campus Program Management - Owner's Reserve	\$12,528,940	\$12,528,940		01/01/2014
			\$12,524,297	\$(4,643)	10/16/2014
			\$122,691,385	\$110,167,088	05/04/2015
			\$12,524,766	\$(110,166,619)	06/05/2015
			\$512,136	\$(12,012,629)	07/08/2015
			\$1,064,520	\$552,383	01/26/2017
40J-404.00	Mission College - Sunland/Tujunga	\$24,737	\$24,737		01/01/2014

Satellites

Sub-Project/Building Level Budget Transfer Log (2014 thru 2017 Rebaseline)

Proj Ref	Project/Building Name	Established Budget	Current Budget	Variance	Approved Date
40J-904.00	West College - LAX	\$109,302	\$109,302		01/01/2014
40J-G04.00	ELAC Firestone Factory Building	\$114,817,089	\$114,817,089		01/01/2014

Districtwide Initiatives

College Building Program Overview

Districtwide initiatives provide for specific Measure J/CC bond supported programs and projects impacting all campuses. Many of the initiatives include those planned for future satellite college locations. Funding for work associated with Districtwide initiatives, with exceptions made for specialized technology projects, are allocated back to their respective college projects.



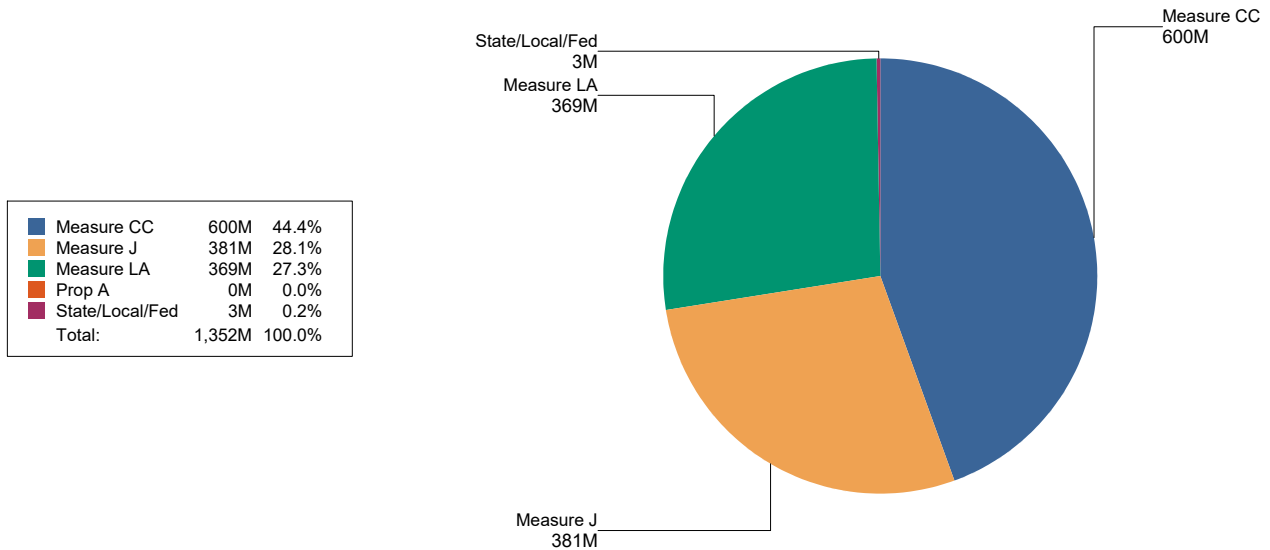
COLLEGE PROGRESS SUMMARY (December 2024)

Sub Project Number	Sub Project Title	Sub Project Status	Const. % Complete	Academic Occupancy Date	Progress Summary
--------------------	-------------------	--------------------	-------------------	-------------------------	------------------

Districtwide Initiatives

College Funding and Overall Budget

PROGRAM FUNDING



BUDGET

Cost Type "Bucket"	[a] Current Budget	[b] Contracted	[c] Expended	[d] Estimate at Completion	[e]=[a]-[d] Budget Variance
Asset, Move, Legal/Audit & Specialty	\$161,567,024	\$100,874,240	\$94,772,357	\$180,798,212	\$(19,231,187)
Programming & Design	\$119,185,804	\$72,346,926	\$56,807,227	\$119,516,476	\$(330,671)
Program & Project Management	\$118,212,706	\$72,598,327	\$62,415,607	\$118,119,637	\$93,069
Construction	\$817,352,438	\$200,988,445	\$193,472,154	\$797,893,474	\$19,458,964
Furniture, Fixtures & Equipment	\$136,029,084	\$84,979,160	\$79,732,203	\$136,019,259	\$9,825
Total Budget	\$1,352,347,058	\$531,787,097	\$487,199,548	\$1,352,347,058	\$0

Districtwide Initiatives Sub-Project List

DISTRICTWIDE INITIATIVES

Project Rollup ID	Project/Building Name	[a] Current Budget	[b] Estimate at Completion	[c]=[a]-[b] Budget Variance
40J-J01	Energy	\$130,601,257	\$130,601,257	\$0
40J-J02	Transportation and Accessibility Improvements	\$157,937,909	\$157,937,909	\$0
40J-J05	Technology	\$318,745,015	\$318,745,015	\$0
40J-J06	Anti-Graffiti Program	\$1,117,930	\$1,117,930	\$0
40J-J07	Warranty Program	\$3,085,078	\$3,085,078	\$0
40J-J08	Whole Building Commissioning	\$23,080,784	\$23,080,784	\$0
40J-J09	Storm Water Implementation	\$108,209,552	\$108,209,552	\$0
40J-J12	Energy Efficiency / Utility Infrastructure	\$27,049,805	\$27,049,805	\$0
40J-J13	Districtwide Physical Security	\$101,663,844	\$101,663,844	\$0
40J-J14	Security Cameras	\$18,852,630	\$18,852,630	\$0
40J-J15	Mass Notification	\$10,602,221	\$10,602,221	\$0
40J-J18	Safety and Security Improvements	\$1,652,080	\$1,652,080	\$0
40J-J19	Centralized Security Operations	\$15,068,500	\$15,068,500	\$0
40J-J20	Security Network Infrastructure	\$4,250,000	\$4,250,000	\$0
40J-J22	Energy Efficiency	\$0	\$0	\$0
40J-J23	Alternative Energy	\$16,000,000	\$16,000,000	\$0
40J-J24	New Emerging Technology	\$15,770,894	\$15,770,894	\$0
40J-J25	Energy Studies & Reports	\$6,590,319	\$6,590,319	\$0
40J-J26	UVC Light at Building HVAC Systems	\$6,159,076	\$6,159,076	\$0
40J-J27	Sustainability Program	\$43,418,323	\$43,418,323	\$0
40J-J29	Infrastructure Program	\$218,372,855	\$218,372,855	\$0
40J-J30	Athletic Fields Program	\$91,429,882	\$91,429,882	\$0
40J-J31	Housing	\$2,400,000	\$2,400,000	\$0
40J-J32	Technology Program	\$3,061,446	\$3,061,446	\$0
40J-J34	Building Management System	\$1,000,000	\$1,000,000	\$0
40J-J35	Digital Twin Meta-Tech Initiative	\$26,227,659	\$26,227,659	\$0
Total Subprojects		\$1,352,347,058	\$1,352,347,058	\$0

Total Districtwide Initiatives Subprojects
\$1,352,347,058 \$1,352,347,058
\$0

Districtwide Initiatives

Sub-Project/Building Level Detail

40J-J01 - Energy

SUB-PROJECT PROFILE

OVERALL STATUS:

DESCRIPTION:

DESIGN START

NTP CONSTRUCTION

SUBSTANTIAL COMPLETION

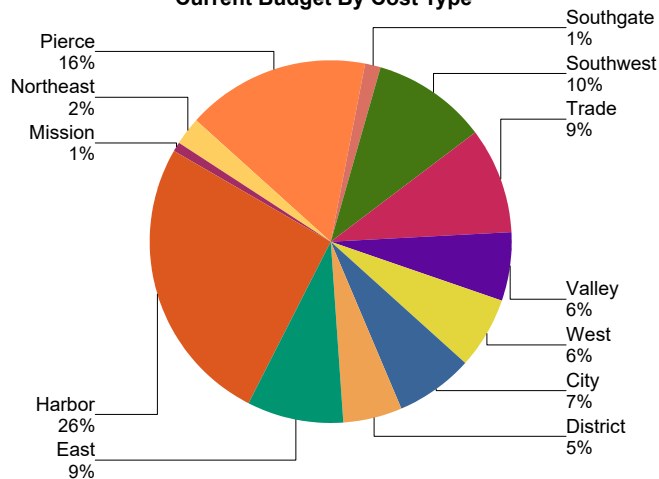
ACADEMIC OCCUPANCY

n/a

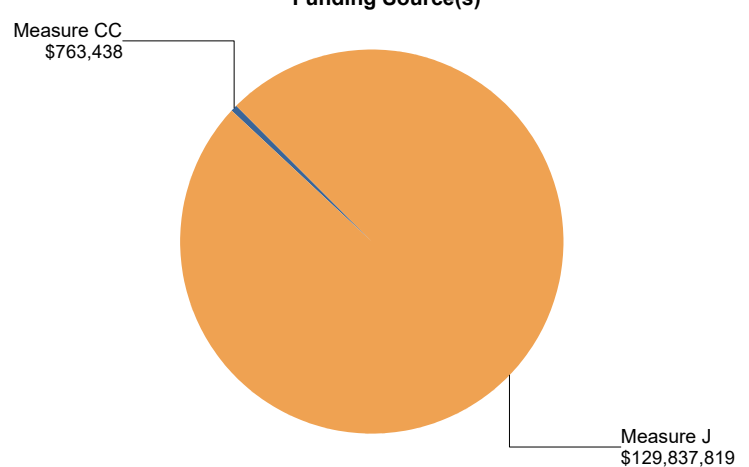
PROJECT COST BREAKDOWN

Cost Type "Bucket"	[a] Current Budget	[b] Contracted	[c] Expended	[d] Estimate at Completion	[e]=[a]-[d] Budget Variance
Energy - Mission	\$1,374,833	\$1,206,708	\$1,206,708	\$1,374,833	\$0
Energy - Pierce	\$21,296,763	\$20,327,742	\$20,327,742	\$21,296,763	\$0
Energy - Southwest	\$13,441,764	\$12,630,560	\$12,591,850	\$13,441,764	\$0
Energy - East	\$11,294,081	\$11,180,641	\$11,180,641	\$11,294,081	\$0
Energy - District	\$6,817,731	\$1,963,116	\$1,963,116	\$6,817,731	\$0
Energy - Southgate	\$1,828,117	\$4,962	\$4,962	\$1,828,117	\$0
Energy - Harbor	\$33,752,689	\$33,588,837	\$33,588,837	\$33,752,689	\$0
Energy - Northeast	\$3,216,305	\$3,210,569	\$3,210,569	\$3,216,305	\$0
Energy - Trade	\$12,115,020	\$6,757,816	\$6,610,873	\$12,115,020	\$0
Energy - City	\$8,970,540	\$7,084,864	\$7,084,864	\$8,970,540	\$0
Energy - Valley	\$8,119,215	\$7,958,424	\$7,958,424	\$8,119,215	\$0
Energy - West	\$8,374,198	\$8,054,652	\$8,048,475	\$8,374,198	\$0
Total Budget	\$130,601,257	\$113,968,890	\$113,777,061	\$130,601,257	\$0

Current Budget By Cost Type



Funding Source(s)



Districtwide Initiatives

Sub-Project/Building Level Detail

40J-J02 - Transportation and Accessibility Improvements

SUB-PROJECT PROFILE

OVERALL STATUS:

DESCRIPTION:

DESIGN START

NTP CONSTRUCTION

SUBSTANTIAL COMPLETION

ACADEMIC OCCUPANCY

n/a

PROJECT COST BREAKDOWN

Cost Type "Bucket"	[a] Current Budget	[b] Contracted	[c] Expended	[d] Estimate at Completion	[e]=[a]-[d] Budget Variance
Transportation and Accessibility Improvements - City	\$14,052,284	\$4,121,579	\$3,615,591	\$14,052,284	\$0
Transportation and Accessibility Improvements - West	\$18,627,598	\$16,636,599	\$16,097,984	\$18,627,598	\$0
Transportation and Accessibility Improvements - District	\$8,577,701	\$46,321	\$46,321	\$8,577,701	\$0
Transportation and Accessibility Improvements - Southwest	\$4,482,564	\$2,695,057	\$2,599,169	\$4,482,564	\$0
Transportation and Accessibility Improvements - Trade	\$22,050,064	\$14,714,301	\$12,200,797	\$22,050,064	\$0
Transportation and Accessibility Improvements - Pierce	\$15,356,452	\$11,795,357	\$10,585,648	\$15,356,452	\$0
Transportation and Accessibility Improvements - Valley	\$10,367,041	\$8,477,463	\$8,452,853	\$10,367,041	\$0
Transportation and Accessibility Improvements - East	\$48,949,136	\$17,629,696	\$16,984,608	\$48,949,136	\$0
Transportation and Accessibility Improvements - Harbor	\$8,940,588	\$8,161,587	\$8,080,156	\$8,940,588	\$0
Transportation and Accessibility Improvements - Northeast	\$1,478	\$1,478	\$1,478	\$1,478	\$0
Transportation and Accessibility Improvements - Southgate	\$101,727	\$90,187	\$90,187	\$101,727	\$0
Transportation and Accessibility Improvements - Multi-Campus	\$6,000	\$5,389	\$5,389	\$6,000	\$0
Transportation and Accessibility Improvements - Mission	\$6,425,276	\$5,411,621	\$5,368,205	\$6,425,276	\$0
Total Budget	\$157,937,909	\$89,786,635	\$84,128,386	\$157,937,909	\$0

Districtwide Initiatives

Sub-Project/Building Level Detail

40J-J02 - Transportation and Accessibility Improvements

SUB-PROJECT PROFILE

OVERALL STATUS:

DESCRIPTION:

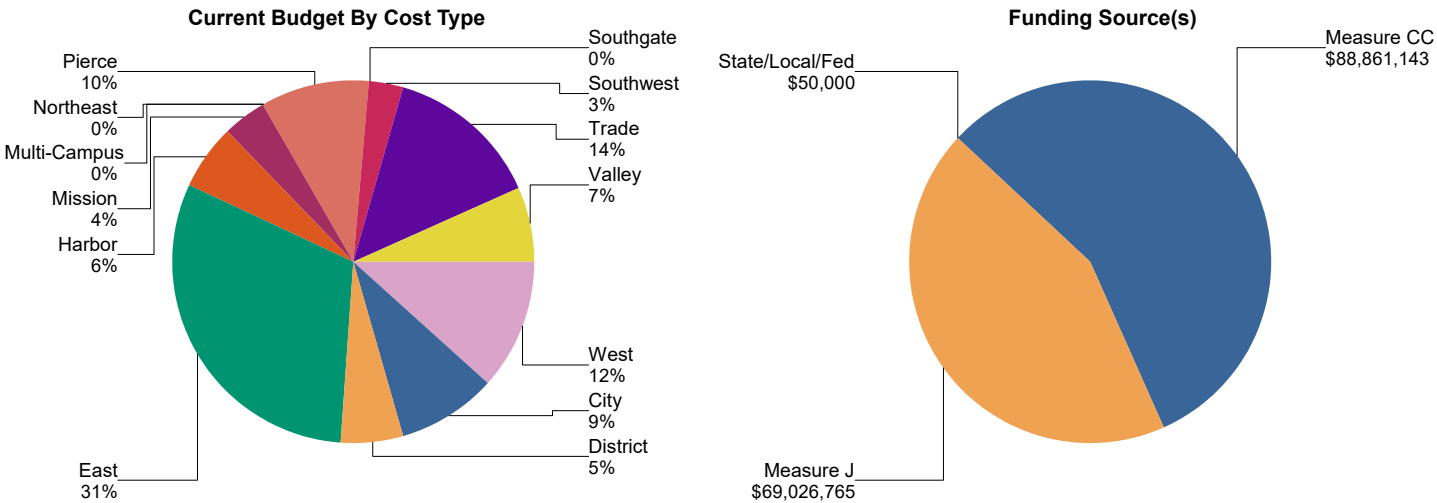
DESIGN START

NTP CONSTRUCTION

SUBSTANTIAL COMPLETION

ACADEMIC OCCUPANCY

n/a



Districtwide Initiatives

Sub-Project/Building Level Detail

40J-J05 - Technology

SUB-PROJECT PROFILE

OVERALL STATUS:

DESCRIPTION:

DESIGN START

NTP CONSTRUCTION

SUBSTANTIAL COMPLETION

ACADEMIC OCCUPANCY

n/a

PROJECT COST BREAKDOWN

Cost Type "Bucket"	[a] Current Budget	[b] Contracted	[c] Expended	[d] Estimate at Completion	[e]=[a]-[d] Budget Variance
Enterprise Resource Planning	\$26,250,000	\$492,072	\$251,270	\$26,250,000	\$0
Physical Security Systems Deployment	\$7,434,719	\$2,330,622	\$2,272,190	\$7,434,719	\$0
Technology Coordinators	\$8,026,926	\$8,026,926	\$8,026,926	\$8,026,926	\$0
Back Up and Recovery	\$1,618,729	\$1,604,109	\$1,580,862	\$1,618,729	\$0
Physical Security and Hardware	\$7,006,433	\$7,006,433	\$7,006,433	\$7,006,433	\$0
Physical Security Systems Deployment - District HQ	\$125,000	\$25,668	\$25,668	\$125,000	\$0
Virtulization and Data Storage	\$6,453,297	\$6,453,297	\$6,450,273	\$6,453,297	\$0
Standards, Process Mapping and Program Strategy/ Management	\$6,047,725	\$6,047,725	\$6,047,725	\$6,047,725	\$0
Viatron Content Management System Storage	\$2,760,115	\$2,315,161	\$34,718	\$2,760,115	\$0
Connect LACCD Network	\$58,887	\$58,887	\$58,887	\$58,887	\$0
IT Network Modernization	\$47,567,645	\$3,461,762	\$745,116	\$47,567,645	\$0
ProjectWise	\$2,047,120	\$2,047,120	\$2,047,120	\$2,047,120	\$0
Audio Visual Classroom	\$10,083,052	\$4,819,233	\$4,748,203	\$10,083,052	\$0
Districtwide Datacenter Consolidation	\$52,675,477	\$1,969,367	\$504,561	\$52,675,477	\$0
Media Lab Enhancement	\$0	\$0	\$0	\$0	\$0
One card System (Physical Security) and Monitoring	\$5,900,000	\$5,818,868	\$5,818,868	\$5,900,000	\$0
Transitional Fund	\$9,118	\$0	\$0	\$9,118	\$0
Core Network Deployment	\$37,266,565	\$24,698,383	\$24,030,863	\$37,266,565	\$0
IT Program Management	\$39,971,160	\$25,453,687	\$23,085,660	\$39,971,160	\$0
Servers & Support Equipment	\$8,138,568	\$8,138,568	\$8,138,568	\$8,138,568	\$0
Student Information System (SIS)	\$32,757,152	\$32,757,152	\$32,677,542	\$32,757,152	\$0
Van De Kamp Network Enhancement	\$609,872	\$507,398	\$256,401	\$609,872	\$0
Facility Management (CMMS) and Building Management interface	\$11,087,815	\$9,725,040	\$9,208,341	\$11,087,815	\$0
Distance Education Collaboration	\$0	\$0	\$0	\$0	\$0
IT, Security and Sustainability Infrastructure	\$4,511,461	\$4,036,023	\$3,771,508	\$4,511,461	\$0
Project Support	\$338,178	\$338,178	\$338,178	\$338,178	\$0
Total Budget	\$318,745,015	\$158,131,679	\$147,125,880	\$318,745,015	\$0

Districtwide Initiatives

Sub-Project/Building Level Detail

40J-J05 - Technology

SUB-PROJECT PROFILE

OVERALL STATUS:

DESCRIPTION:

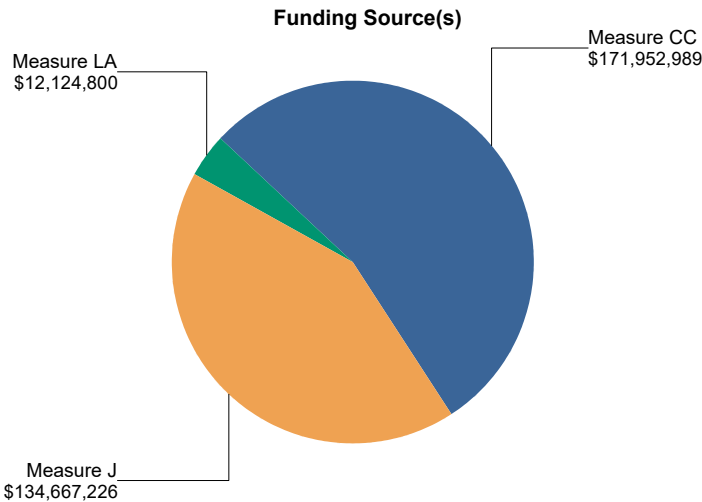
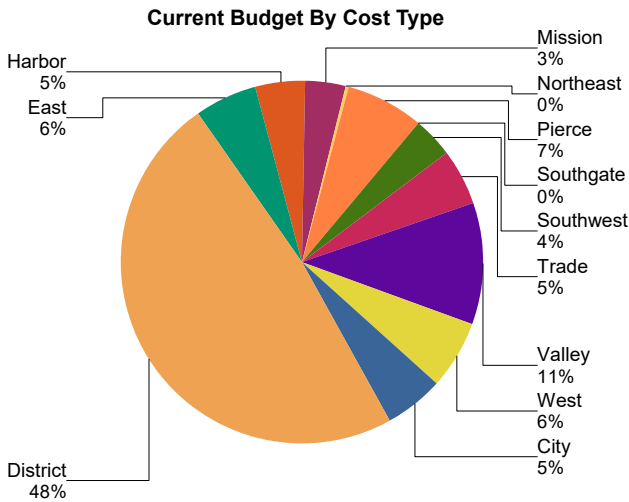
DESIGN START

NTP CONSTRUCTION

SUBSTANTIAL COMPLETION

ACADEMIC OCCUPANCY

n/a



Districtwide Initiatives

Sub-Project/Building Level Detail

40J-J06 - Anti-Graffiti Program

SUB-PROJECT PROFILE

OVERALL STATUS:

DESCRIPTION:

DESIGN START

NTP CONSTRUCTION

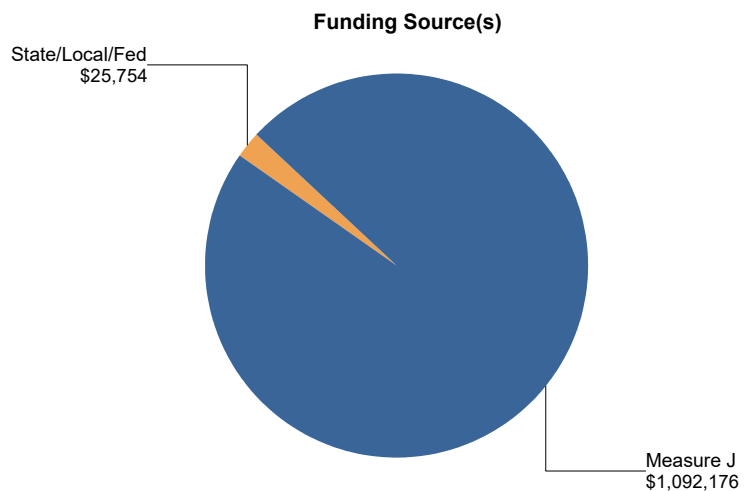
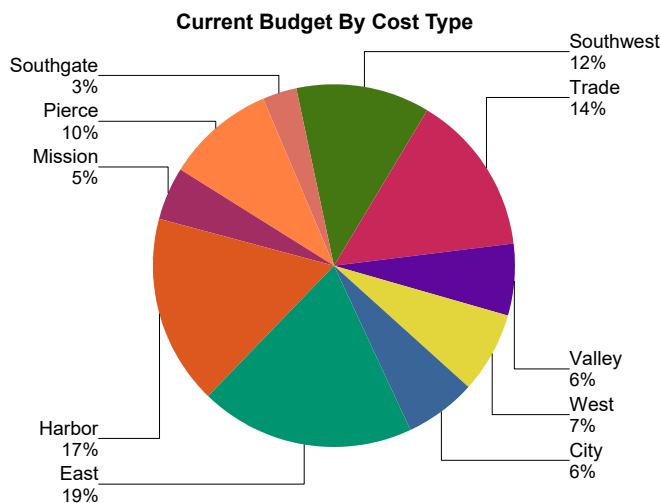
SUBSTANTIAL COMPLETION

ACADEMIC OCCUPANCY

n/a

PROJECT COST BREAKDOWN

Cost Type "Bucket"	[a] Current Budget	[b] Contracted	[c] Expended	[d] Estimate at Completion	[e]=[a]-[d] Budget Variance
Anti-Graffiti Program - Harbor	\$191,379	\$191,379	\$191,379	\$191,379	\$0
Anti-Graffiti Program - Mission	\$51,508	\$51,508	\$51,508	\$51,508	\$0
Anti-Graffiti Program - Northeast	\$0	\$0	\$0	\$0	\$0
Anti-Graffiti Program - District	\$0	\$0	\$0	\$0	\$0
Anti-Graffiti Program - East	\$212,723	\$212,723	\$212,723	\$212,723	\$0
Anti-Graffiti Program - Pierce	\$107,258	\$107,258	\$107,258	\$107,258	\$0
Anti-Graffiti Program - Southgate	\$35,807	\$35,807	\$35,807	\$35,807	\$0
Anti-Graffiti Program - Trade	\$162,046	\$162,046	\$162,046	\$162,046	\$0
Anti-Graffiti Program - Valley	\$70,621	\$70,621	\$70,621	\$70,621	\$0
Anti-Graffiti Program - City	\$72,173	\$72,173	\$72,173	\$72,173	\$0
Anti-Graffiti Program - Southwest	\$134,406	\$134,406	\$134,406	\$134,406	\$0
Anti-Graffiti Program - West	\$80,009	\$80,009	\$80,009	\$80,009	\$0
Total Budget	\$1,117,930	\$1,117,930	\$1,117,930	\$1,117,930	\$0



Districtwide Initiatives

Sub-Project/Building Level Detail

40J-J07 - Warranty Program

SUB-PROJECT PROFILE

OVERALL STATUS:

DESCRIPTION:

DESIGN START

NTP CONSTRUCTION

SUBSTANTIAL COMPLETION

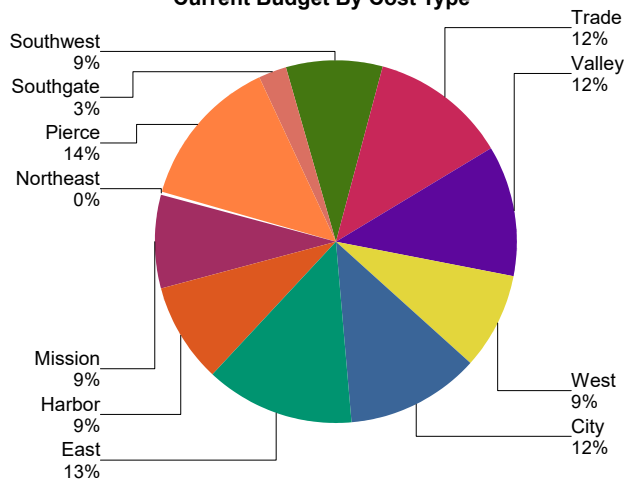
ACADEMIC OCCUPANCY

n/a

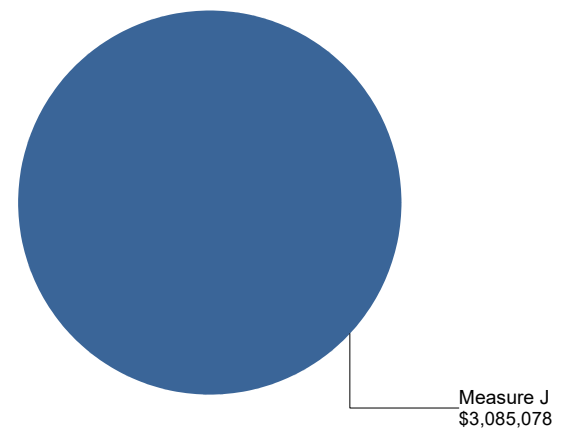
PROJECT COST BREAKDOWN

Cost Type "Bucket"	[a] Current Budget	[b] Contracted	[c] Expended	[d] Estimate at Completion	[e]=[a]-[d] Budget Variance
Warranty Program - Southwest	\$264,920	\$264,920	\$264,920	\$264,920	\$0
Warranty Program - Mission	\$264,303	\$264,303	\$264,303	\$264,303	\$0
Warranty Program - Pierce	\$419,824	\$419,824	\$419,824	\$419,824	\$0
Warranty Program - East	\$411,636	\$411,636	\$411,636	\$411,636	\$0
Warranty Program - Harbor	\$268,172	\$268,172	\$268,172	\$268,172	\$0
Warranty Program - Southgate	\$81,547	\$81,547	\$81,547	\$81,547	\$0
Warranty Program - Trade	\$375,299	\$375,299	\$375,299	\$375,299	\$0
Warranty Program - Valley	\$362,404	\$362,404	\$362,404	\$362,404	\$0
Warranty Program - City	\$370,284	\$370,284	\$370,284	\$370,284	\$0
Warranty Program - District	\$0	\$0	\$0	\$0	\$0
Warranty Program - Northeast	\$3,310	\$3,310	\$3,310	\$3,310	\$0
Warranty Program - West	\$263,377	\$263,377	\$263,377	\$263,377	\$0
Total Budget	\$3,085,078	\$3,085,078	\$3,085,078	\$3,085,078	\$0

Current Budget By Cost Type



Funding Source(s)



Districtwide Initiatives

Sub-Project/Building Level Detail

40J-J08 - Whole Building Commissioning

SUB-PROJECT PROFILE

OVERALL STATUS:

DESCRIPTION:

DESIGN START

NTP CONSTRUCTION

SUBSTANTIAL COMPLETION

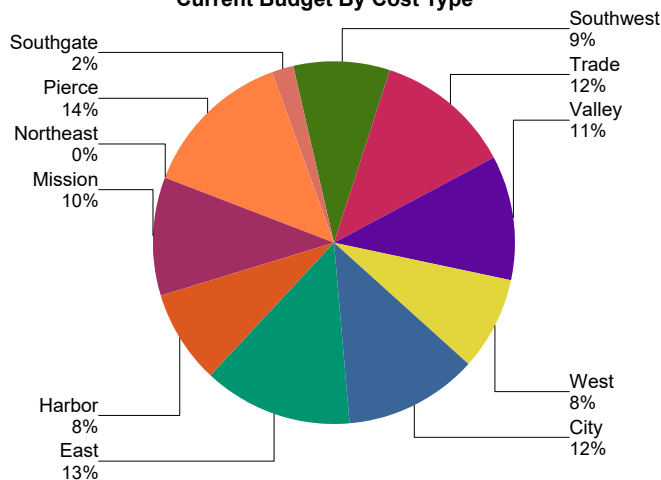
ACADEMIC OCCUPANCY

n/a

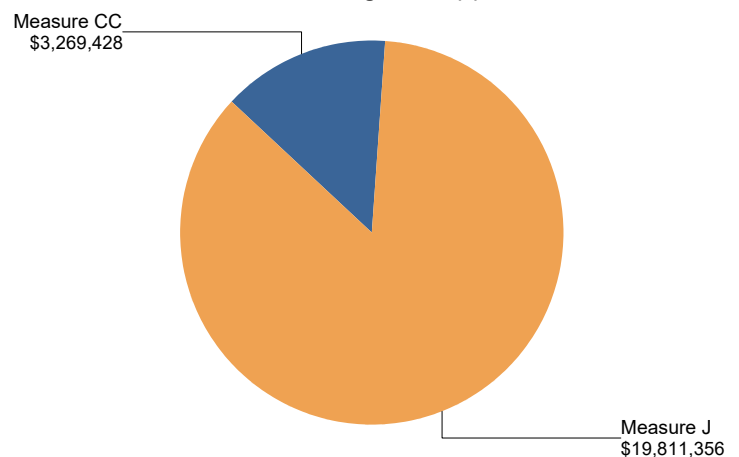
PROJECT COST BREAKDOWN

Cost Type "Bucket"	[a] Current Budget	[b] Contracted	[c] Expended	[d] Estimate at Completion	[e]=[a]-[d] Budget Variance
Whole Building Commissioning - Southwest	\$2,018,100	\$1,983,972	\$1,924,921	\$2,018,100	\$0
Whole Building Commissioning - Trade	\$2,780,323	\$2,731,973	\$2,648,312	\$2,780,323	\$0
Whole Building Commissioning - Valley	\$2,610,518	\$2,563,829	\$2,483,044	\$2,610,518	\$0
Whole Building Commissioning - Mission	\$2,414,370	\$2,380,320	\$2,321,403	\$2,414,370	\$0
Whole Building Commissioning - City	\$2,780,614	\$2,732,920	\$2,650,396	\$2,780,614	\$0
Whole Building Commissioning - District	\$0	\$0	\$0	\$0	\$0
Whole Building Commissioning - Pierce	\$3,128,051	\$3,073,980	\$2,980,422	\$3,128,051	\$0
Whole Building Commissioning - Southgate	\$433,053	\$433,053	\$433,053	\$433,053	\$0
Whole Building Commissioning - Harbor	\$1,937,727	\$1,903,175	\$1,843,388	\$1,937,727	\$0
Whole Building Commissioning - Northeast	\$14,114	\$14,085	\$14,085	\$14,114	\$0
Whole Building Commissioning - West	\$1,893,701	\$1,859,767	\$1,801,050	\$1,893,701	\$0
Whole Building Commissioning - East	\$3,070,213	\$3,017,186	\$2,925,433	\$3,070,213	\$0
Total Budget	\$23,080,784	\$22,694,260	\$22,025,508	\$23,080,784	\$0

Current Budget By Cost Type



Funding Source(s)



Districtwide Initiatives

Sub-Project/Building Level Detail

40J-J09 - Storm Water Implementation

SUB-PROJECT PROFILE

OVERALL STATUS:

DESCRIPTION:

DESIGN START

NTP CONSTRUCTION

SUBSTANTIAL COMPLETION

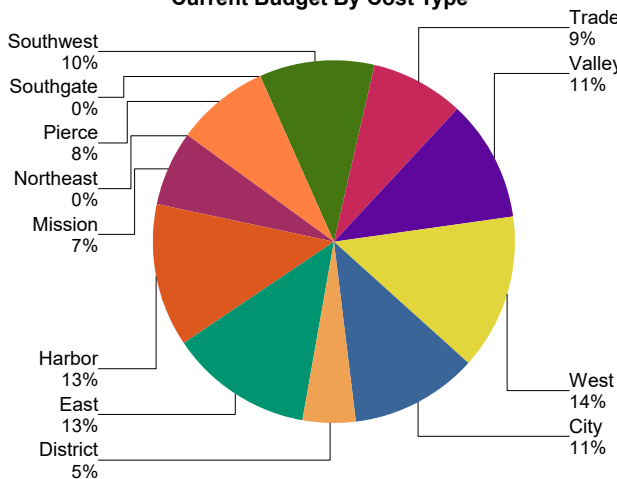
ACADEMIC OCCUPANCY

n/a

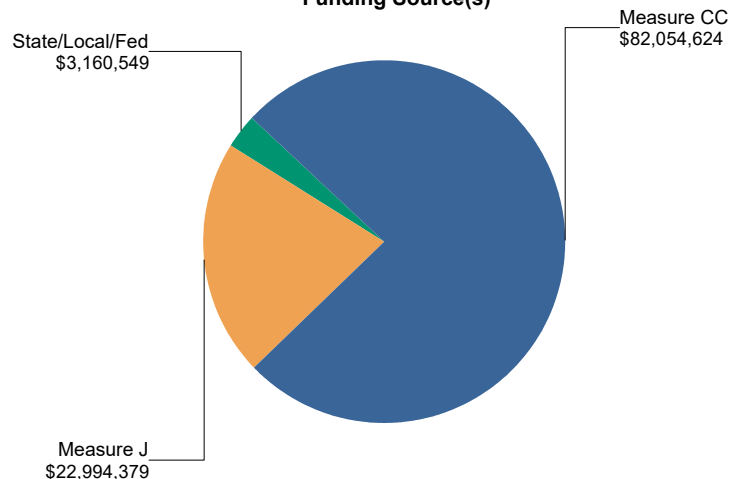
PROJECT COST BREAKDOWN

Cost Type "Bucket"	[a] Current Budget	[b] Contracted	[c] Expended	[d] Estimate at Completion	[e]=[a]-[d] Budget Variance
Storm Water Implementation - Southgate	\$5,953	\$5,953	\$5,953	\$5,953	\$0
Storm Water Implementation - Southwest	\$11,128,279	\$9,705,302	\$7,963,017	\$11,128,279	\$0
Storm Water Implementation - Trade	\$9,267,708	\$2,422,444	\$1,700,775	\$9,267,708	\$0
Storm Water Implementation - City	\$12,181,621	\$2,104,534	\$1,680,460	\$12,181,621	\$0
Storm Water Implementation - East	\$13,924,763	\$10,760,588	\$9,575,542	\$13,924,763	\$0
Storm Water Implementation - Mission	\$7,245,213	\$6,287,004	\$5,942,517	\$7,245,213	\$0
Storm Water Implementation - Valley	\$11,483,124	\$11,111,917	\$10,551,351	\$11,483,124	\$0
Storm Water Implementation - Northeast	\$275	\$275	\$275	\$275	\$0
Storm Water Implementation - West	\$15,151,026	\$9,424,255	\$8,183,124	\$15,151,026	\$0
Storm Water Implementation - Harbor	\$13,672,572	\$3,658,997	\$3,168,642	\$13,672,572	\$0
Storm Water Implementation - District	\$5,192,359	\$0	\$0	\$5,192,359	\$0
Storm Water Implementation - Pierce	\$8,956,657	\$4,943,293	\$3,458,432	\$8,956,657	\$0
Total Budget	\$108,209,552	\$60,424,562	\$52,230,088	\$108,209,552	\$0

Current Budget By Cost Type



Funding Source(s)



Districtwide Initiatives

Sub-Project/Building Level Detail

40J-J12 - Energy Efficiency / Utility Infrastructure

SUB-PROJECT PROFILE

OVERALL STATUS:

DESCRIPTION:

DESIGN START

NTP CONSTRUCTION

SUBSTANTIAL COMPLETION

ACADEMIC OCCUPANCY

n/a

PROJECT COST BREAKDOWN

Cost Type "Bucket"	[a] Current Budget	[b] Contracted	[c] Expended	[d] Estimate at Completion	[e]=[a]-[d] Budget Variance
Energy Efficiency / Utility Infrastructure - Harbor	\$3,886,703	\$3,632,790	\$2,892,164	\$3,886,703	\$0
Energy Efficiency / Utility Infrastructure - Multi-Campus	\$703,984	\$0	\$0	\$703,984	\$0
Energy Efficiency / Utility Infrastructure - Mission	\$1,406,894	\$1,044,051	\$1,022,264	\$1,406,894	\$0
Energy Efficiency / Utility Infrastructure - Northeast	\$185,000	\$185,000	\$179,320	\$185,000	\$0
Energy Efficiency / Utility Infrastructure - West	\$1,701,891	\$1,525,605	\$1,486,981	\$1,701,891	\$0
Energy Efficiency / Utility Infrastructure - Southgate	\$356,220	\$356,220	\$298,703	\$356,220	\$0
Energy Efficiency / Utility Infrastructure - Pierce	\$5,674,232	\$2,410,520	\$2,240,908	\$5,674,232	\$0
Energy Efficiency / Utility Infrastructure - Southwest	\$1,424,333	\$1,372,857	\$1,344,322	\$1,424,333	\$0
Energy Efficiency / Utility Infrastructure - Valley	\$5,211,231	\$1,950,554	\$1,907,997	\$5,211,231	\$0
Energy Efficiency / Utility Infrastructure - Trade	\$2,430,577	\$1,252,746	\$1,222,672	\$2,430,577	\$0
Energy Efficiency / Utility Infrastructure - City	\$1,599,736	\$1,576,090	\$1,542,111	\$1,599,736	\$0
Energy Efficiency / Utility Infrastructure - East	\$2,469,003	\$1,681,444	\$1,640,989	\$2,469,003	\$0
Total Budget	\$27,049,805	\$16,987,878	\$15,778,431	\$27,049,805	\$0

Districtwide Initiatives

Sub-Project/Building Level Detail

40J-J12 - Energy Efficiency / Utility Infrastructure

SUB-PROJECT PROFILE

OVERALL STATUS:

DESCRIPTION:

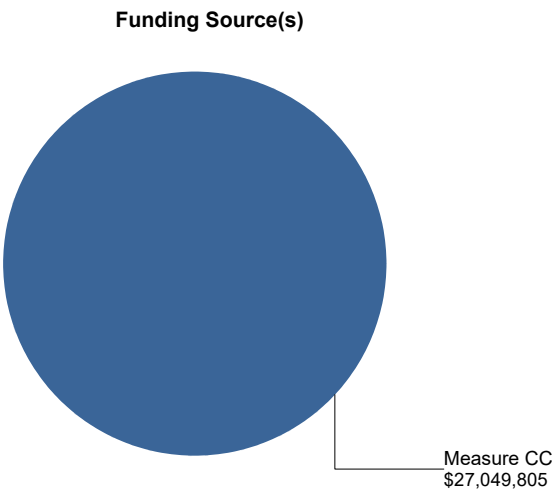
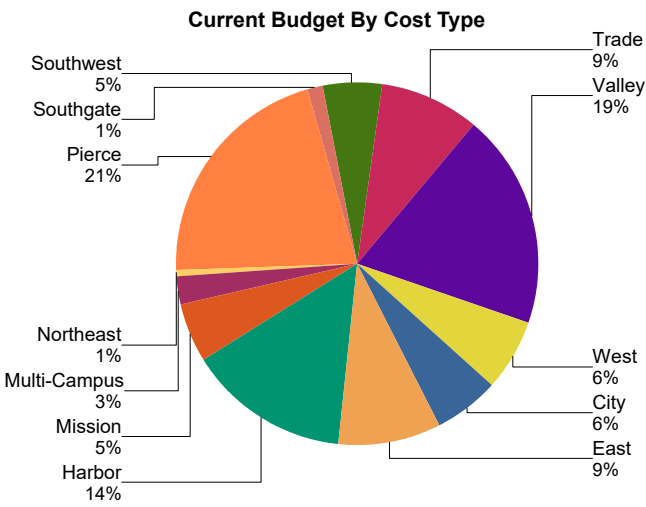
DESIGN START

NTP CONSTRUCTION

SUBSTANTIAL COMPLETION

ACADEMIC OCCUPANCY

n/a



Districtwide Initiatives

Sub-Project/Building Level Detail

40J-J13 - Districtwide Physical Security

SUB-PROJECT PROFILE

OVERALL STATUS:

DESCRIPTION:

DESIGN START

NTP CONSTRUCTION

SUBSTANTIAL COMPLETION

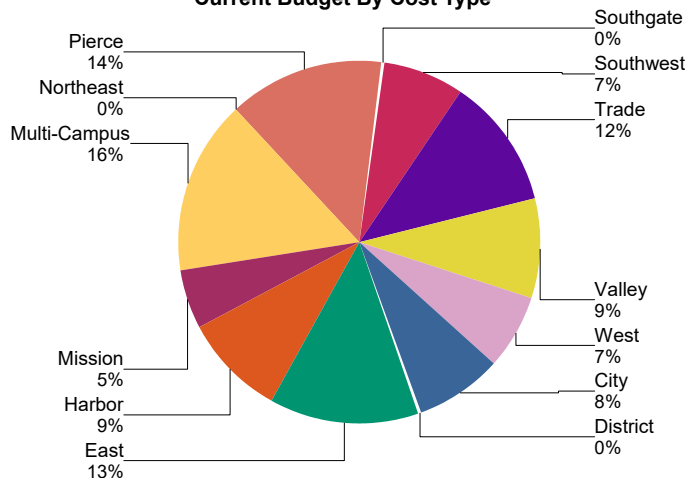
ACADEMIC OCCUPANCY

n/a

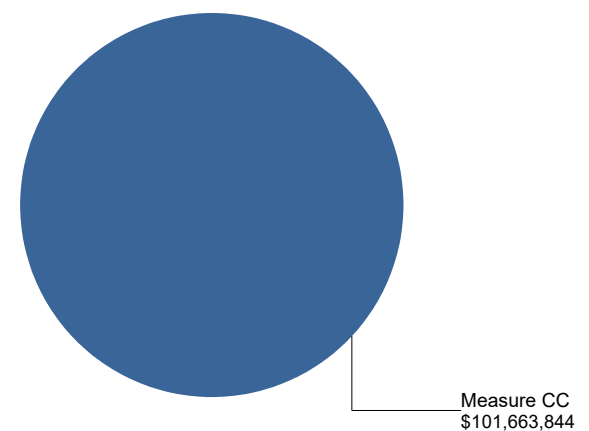
PROJECT COST BREAKDOWN

Cost Type "Bucket"	[a] Current Budget	[b] Contracted	[c] Expended	[d] Estimate at Completion	[e]=[a]-[d] Budget Variance
Districtwide Physical Security - City	\$7,974,819	\$1,482,727	\$1,092,157	\$7,974,819	\$0
Districtwide Physical Security - Pierce	\$14,155,152	\$1,873,271	\$1,522,460	\$14,155,152	\$0
Districtwide Physical Security - Southwest	\$7,344,694	\$2,162,522	\$1,637,581	\$7,344,694	\$0
Districtwide Physical Security - Trade	\$12,023,153	\$3,484,913	\$2,563,279	\$12,023,153	\$0
Districtwide Physical Security - Valley	\$9,024,915	\$2,013,318	\$1,604,425	\$9,024,915	\$0
Districtwide Physical Security - Multi-Campus	\$15,836,011	\$654,306	\$654,306	\$15,836,011	\$0
Districtwide Physical Security - Northeast	\$81,737	\$1,737	\$1,737	\$81,737	\$0
Districtwide Physical Security - Southgate	\$82,894	\$2,894	\$2,894	\$82,894	\$0
Districtwide Physical Security - Harbor	\$9,391,416	\$2,375,014	\$1,840,146	\$9,391,416	\$0
Districtwide Physical Security - Mission	\$5,304,491	\$1,335,555	\$1,065,148	\$5,304,491	\$0
Districtwide Physical Security - West	\$6,703,866	\$1,475,850	\$1,179,173	\$6,703,866	\$0
Districtwide Physical Security - District	\$80,000	\$0	\$0	\$80,000	\$0
Districtwide Physical Security - East	\$13,660,697	\$1,945,333	\$1,272,549	\$13,660,697	\$0
Total Budget	\$101,663,844	\$18,807,439	\$14,435,855	\$101,663,844	\$0

Current Budget By Cost Type



Funding Source(s)



Districtwide Initiatives

Sub-Project/Building Level Detail

40J-J14 - Security Cameras

SUB-PROJECT PROFILE

OVERALL STATUS:

DESCRIPTION:

DESIGN START

NTP CONSTRUCTION

SUBSTANTIAL COMPLETION

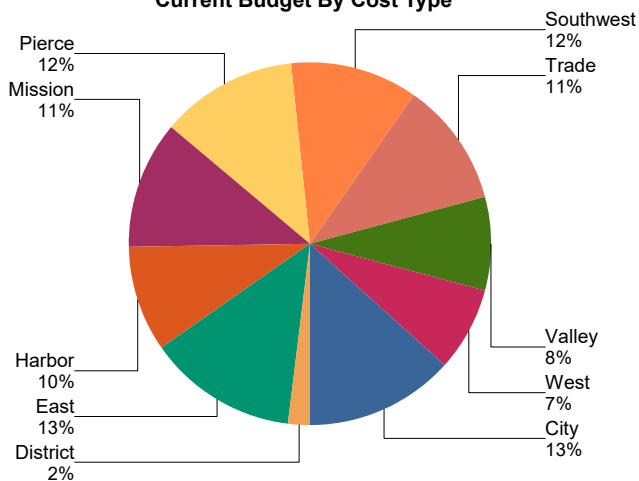
ACADEMIC OCCUPANCY

n/a

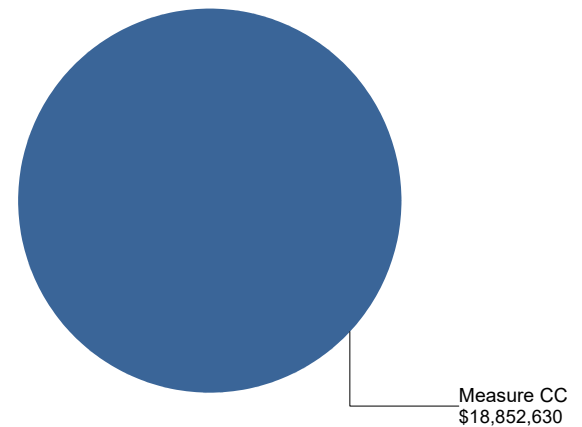
PROJECT COST BREAKDOWN

Cost Type "Bucket"	[a] Current Budget	[b] Contracted	[c] Expended	[d] Estimate at Completion	[e]=[a]-[d] Budget Variance
Security Cameras - Trade	\$2,070,967	\$1,689,754	\$1,656,976	\$2,070,967	\$0
Security Cameras - Harbor	\$1,829,665	\$1,478,145	\$1,220,318	\$1,829,665	\$0
Security Cameras - Pierce	\$2,279,960	\$1,917,757	\$1,836,297	\$2,279,960	\$0
Security Cameras - West	\$1,389,676	\$1,385,654	\$721,916	\$1,389,676	\$0
Security Cameras - Mission	\$2,125,075	\$1,742,893	\$1,569,257	\$2,125,075	\$0
Security Cameras - Valley	\$1,602,462	\$1,251,972	\$939,908	\$1,602,462	\$0
Security Cameras - District	\$395,115	\$314,704	\$301,974	\$395,115	\$0
Security Cameras - Southwest	\$2,184,873	\$2,082,362	\$2,019,553	\$2,184,873	\$0
Security Cameras - City	\$2,496,393	\$2,276,557	\$2,222,507	\$2,496,393	\$0
Security Cameras - East	\$2,478,444	\$2,465,615	\$2,005,185	\$2,478,444	\$0
Total Budget	\$18,852,630	\$16,605,411	\$14,493,891	\$18,852,630	\$0

Current Budget By Cost Type



Funding Source(s)



Districtwide Initiatives

Sub-Project/Building Level Detail

40J-J15 - Mass Notification

SUB-PROJECT PROFILE

OVERALL STATUS:

DESCRIPTION:

DESIGN START

NTP CONSTRUCTION

SUBSTANTIAL COMPLETION

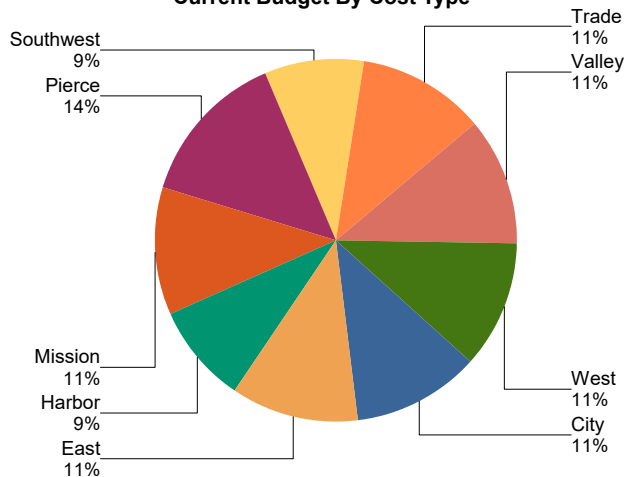
ACADEMIC OCCUPANCY

n/a

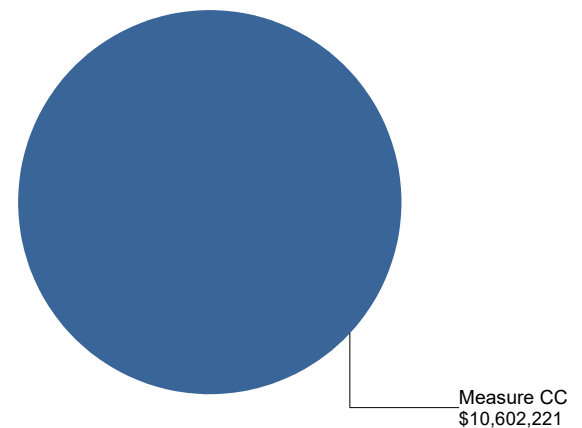
PROJECT COST BREAKDOWN

Cost Type "Bucket"	[a] Current Budget	[b] Contracted	[c] Expended	[d] Estimate at Completion	[e]=[a]-[d] Budget Variance
Mass Notification - Trade	\$1,209,397	\$0	\$0	\$1,209,397	\$0
Mass Notification - City	\$1,209,397	\$0	\$0	\$1,209,397	\$0
Mass Notification - Valley	\$1,209,397	\$21,888	\$0	\$1,209,397	\$0
Mass Notification - Mission	\$1,209,397	\$0	\$0	\$1,209,397	\$0
Mass Notification - Pierce	\$1,491,742	\$0	\$0	\$1,491,742	\$0
Mass Notification - East	\$1,209,397	\$0	\$0	\$1,209,397	\$0
Mass Notification - West	\$1,209,397	\$0	\$0	\$1,209,397	\$0
Mass Notification - Southwest	\$927,050	\$0	\$0	\$927,050	\$0
Mass Notification - Harbor	\$927,050	\$0	\$0	\$927,050	\$0
Total Budget	\$10,602,221	\$21,888	\$0	\$10,602,221	\$0

Current Budget By Cost Type



Funding Source(s)



Districtwide Initiatives

Sub-Project/Building Level Detail

40J-J18 - Safety and Security Improvements

SUB-PROJECT PROFILE

OVERALL STATUS:

DESCRIPTION:

DESIGN START

NTP CONSTRUCTION

SUBSTANTIAL COMPLETION

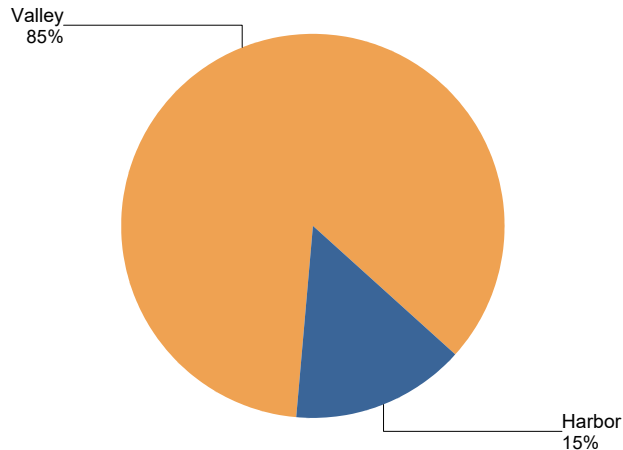
ACADEMIC OCCUPANCY

n/a

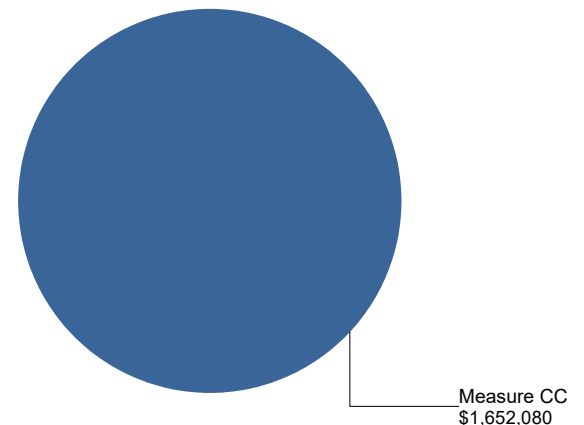
PROJECT COST BREAKDOWN

Cost Type "Bucket"	[a] Current Budget	[b] Contracted	[c] Expended	[d] Estimate at Completion	[e]=[a]-[d] Budget Variance
Safety and Security Improvements - Harbor	\$241,869	\$31,640	\$31,339	\$241,869	\$0
Safety and Security Improvements - Valley	\$1,410,210	\$1,237,502	\$1,237,502	\$1,410,210	\$0
Total Budget	\$1,652,080	\$1,269,141	\$1,268,840	\$1,652,080	\$0

Current Budget By Cost Type



Funding Source(s)



Districtwide Initiatives

Sub-Project/Building Level Detail

40J-J19 - Centralized Security Operations

SUB-PROJECT PROFILE

OVERALL STATUS:

DESCRIPTION:

DESIGN START

NTP CONSTRUCTION

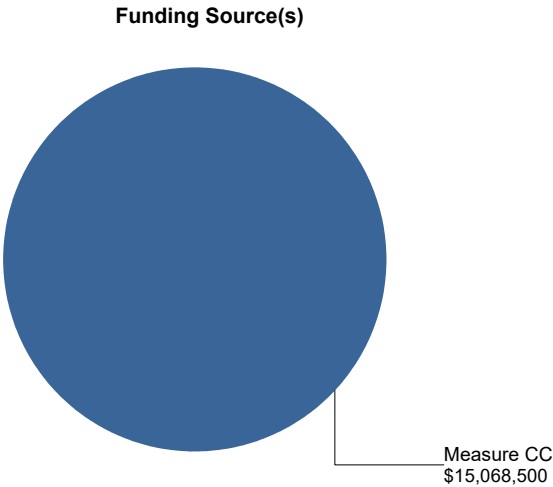
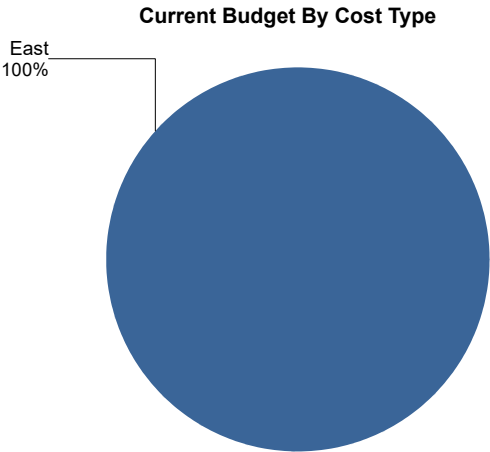
SUBSTANTIAL COMPLETION

ACADEMIC OCCUPANCY

n/a

PROJECT COST BREAKDOWN

Cost Type "Bucket"	[a] Current Budget	[b] Contracted	[c] Expended	[d] Estimate at Completion	[e]=[a]-[d] Budget Variance
Centralized Security Operations - East	\$15,068,500	\$871,322	\$583,719	\$15,068,500	\$0
Total Budget	\$15,068,500	\$871,322	\$583,719	\$15,068,500	\$0



Districtwide Initiatives

Sub-Project/Building Level Detail

40J-J20 - Security Network Infrastructure

SUB-PROJECT PROFILE

OVERALL STATUS:

DESCRIPTION:

DESIGN START

NTP CONSTRUCTION

SUBSTANTIAL COMPLETION

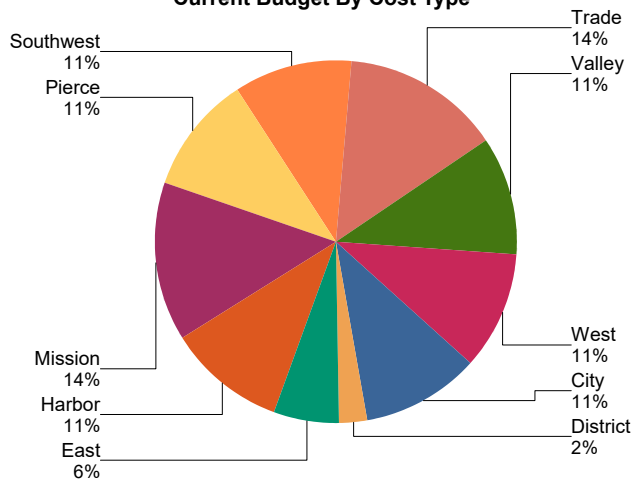
ACADEMIC OCCUPANCY

n/a

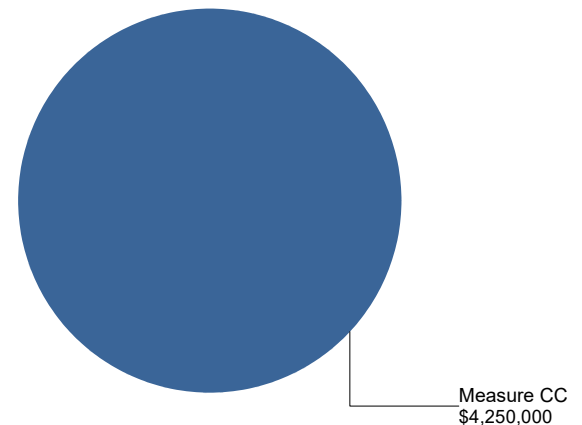
PROJECT COST BREAKDOWN

Cost Type "Bucket"	[a] Current Budget	[b] Contracted	[c] Expended	[d] Estimate at Completion	[e]=[a]-[d] Budget Variance
Security Network Infrastructure - East	\$250,000	\$237,493	\$223,582	\$250,000	\$0
Security Network Infrastructure - Southwest	\$450,000	\$445,295	\$445,295	\$450,000	\$0
Security Network Infrastructure - West	\$450,000	\$336,704	\$336,341	\$450,000	\$0
Security Network Infrastructure - Mission	\$600,000	\$507,226	\$507,226	\$600,000	\$0
Security Network Infrastructure - Pierce	\$450,000	\$353,788	\$345,565	\$450,000	\$0
Security Network Infrastructure - City	\$450,000	\$431,486	\$431,486	\$450,000	\$0
Security Network Infrastructure - Trade	\$600,000	\$563,364	\$563,364	\$600,000	\$0
Security Network Infrastructure - Valley	\$450,000	\$427,217	\$427,217	\$450,000	\$0
Security Network Infrastructure - District	\$100,000	\$87,520	\$87,520	\$100,000	\$0
Security Network Infrastructure - Harbor	\$450,000	\$400,448	\$400,448	\$450,000	\$0
Total Budget	\$4,250,000	\$3,790,539	\$3,768,044	\$4,250,000	\$0

Current Budget By Cost Type



Funding Source(s)



Districtwide Initiatives

Sub-Project/Building Level Detail

40J-J22 - Energy Efficiency

SUB-PROJECT PROFILE

OVERALL STATUS:

DESCRIPTION:

DESIGN START

NTP CONSTRUCTION

SUBSTANTIAL COMPLETION

ACADEMIC OCCUPANCY

n/a

PROJECT COST BREAKDOWN

Cost Type "Bucket"	[a] Current Budget	[b] Contracted	[c] Expended	[d] Estimate at Completion	[e]=[a]-[d] Budget Variance
Energy Efficiency - East	\$0	\$0	\$0	\$0	\$0
Energy Efficiency - Mission	\$0	\$0	\$0	\$0	\$0
Energy Efficiency - Southwest	\$0	\$0	\$0	\$0	\$0
Energy Efficiency - Harbor	\$0	\$0	\$0	\$0	\$0
Energy Efficiency - Multi-Campus	\$0	\$0	\$0	\$0	\$0
Energy Efficiency - West	\$0	\$0	\$0	\$0	\$0
Energy Efficiency - City	\$0	\$0	\$0	\$0	\$0
Energy Efficiency - Trade	\$0	\$0	\$0	\$0	\$0
Energy Efficiency - Valley	\$0	\$0	\$0	\$0	\$0
Energy Efficiency - Pierce	\$0	\$0	\$0	\$0	\$0
Total Budget	\$0	\$0	\$0	\$0	\$0

Current Budget By Cost Type

Funding Source(s)

Districtwide Initiatives

Sub-Project/Building Level Detail

40J-J23 - Alternative Energy

SUB-PROJECT PROFILE

OVERALL STATUS:

DESCRIPTION:

DESIGN START

NTP CONSTRUCTION

SUBSTANTIAL COMPLETION

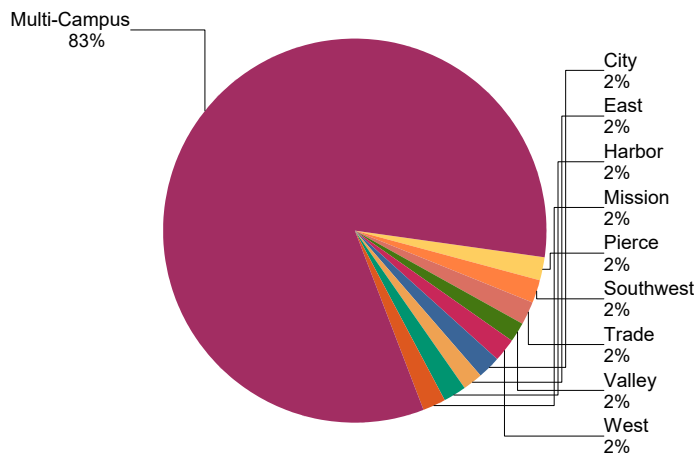
ACADEMIC OCCUPANCY

n/a

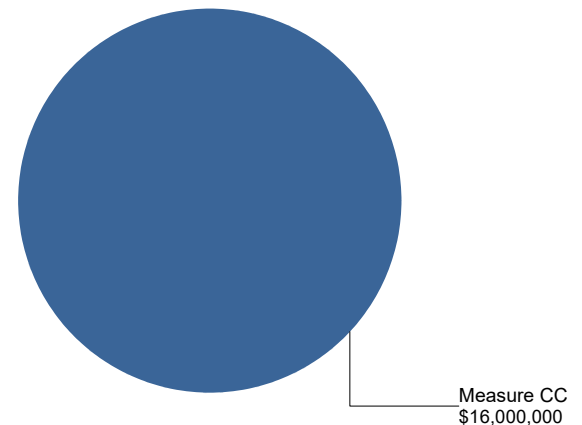
PROJECT COST BREAKDOWN

Cost Type "Bucket"	[a] Current Budget	[b] Contracted	[c] Expended	[d] Estimate at Completion	[e]=[a]-[d] Budget Variance
Alternative Energy - City	\$300,000	\$0	\$0	\$300,000	\$0
Alternative Energy - Mission	\$300,000	\$0	\$0	\$300,000	\$0
Alternative Energy - Trade	\$300,000	\$0	\$0	\$300,000	\$0
Alternative Energy - Pierce	\$300,000	\$0	\$0	\$300,000	\$0
Alternative Energy - Southwest	\$300,000	\$0	\$0	\$300,000	\$0
Alternative Energy - West	\$300,000	\$0	\$0	\$300,000	\$0
Alternative Energy - East	\$300,000	\$0	\$0	\$300,000	\$0
Alternative Energy - Harbor	\$300,000	\$0	\$0	\$300,000	\$0
Alternative Energy - Multi-Campus	\$13,300,000	\$0	\$0	\$13,300,000	\$0
Alternative Energy - Valley	\$300,000	\$0	\$0	\$300,000	\$0
Total Budget	\$16,000,000	\$0	\$0	\$16,000,000	\$0

Current Budget By Cost Type



Funding Source(s)



Districtwide Initiatives

Sub-Project/Building Level Detail

40J-J24 - New Emerging Technology

SUB-PROJECT PROFILE

OVERALL STATUS:

DESCRIPTION:

DESIGN START

NTP CONSTRUCTION

SUBSTANTIAL COMPLETION

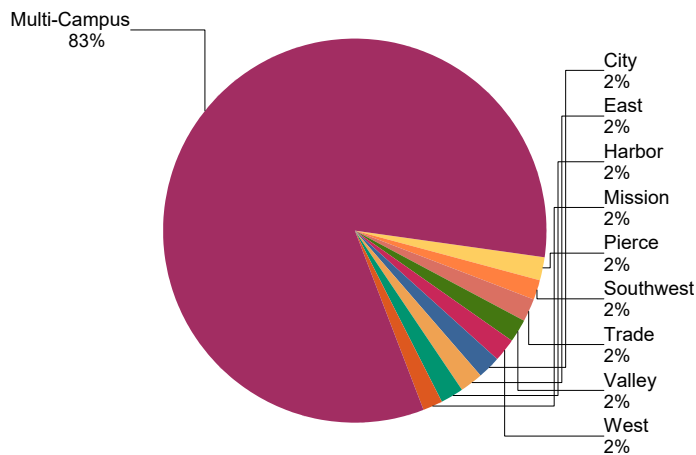
ACADEMIC OCCUPANCY

n/a

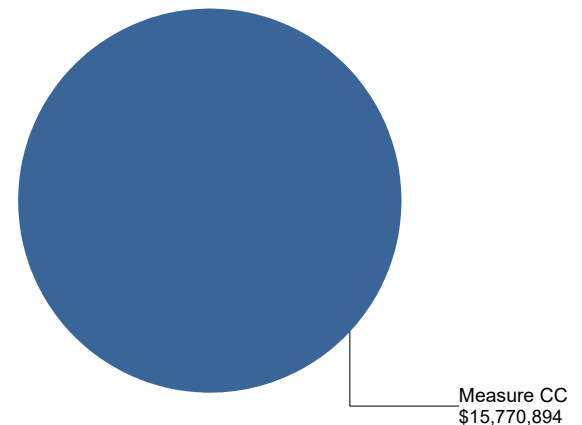
PROJECT COST BREAKDOWN

Cost Type "Bucket"	[a] Current Budget	[b] Contracted	[c] Expended	[d] Estimate at Completion	[e]=[a]-[d] Budget Variance
New Emerging Technology - Trade	\$300,000	\$0	\$0	\$300,000	\$0
New Emerging Technology - City	\$300,000	\$0	\$0	\$300,000	\$0
New Emerging Technology - West	\$300,000	\$0	\$0	\$300,000	\$0
New Emerging Technology - East	\$300,000	\$0	\$0	\$300,000	\$0
New Emerging Technology - Mission	\$300,000	\$0	\$0	\$300,000	\$0
New Emerging Technology - Multi-Campus	\$13,070,894	\$0	\$0	\$13,070,894	\$0
New Emerging Technology - Pierce	\$300,000	\$0	\$0	\$300,000	\$0
New Emerging Technology - Southwest	\$300,000	\$0	\$0	\$300,000	\$0
New Emerging Technology - Harbor	\$300,000	\$0	\$0	\$300,000	\$0
New Emerging Technology - Valley	\$300,000	\$0	\$0	\$300,000	\$0
Total Budget	\$15,770,894	\$0	\$0	\$15,770,894	\$0

Current Budget By Cost Type



Funding Source(s)



Districtwide Initiatives

Sub-Project/Building Level Detail

40J-J25 - Energy Studies & Reports

SUB-PROJECT PROFILE

OVERALL STATUS:

DESCRIPTION:

DESIGN START

NTP CONSTRUCTION

SUBSTANTIAL COMPLETION

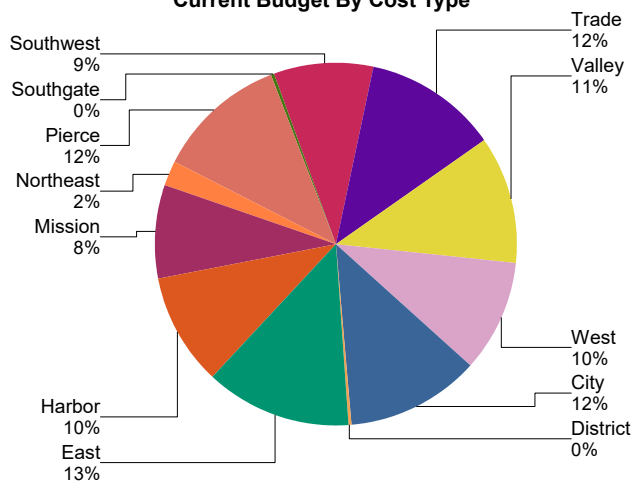
ACADEMIC OCCUPANCY

n/a

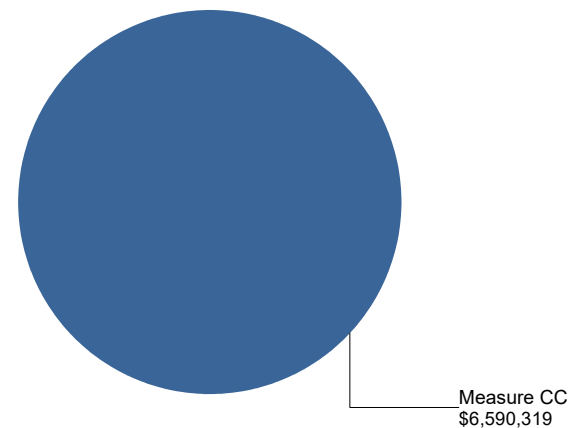
PROJECT COST BREAKDOWN

Cost Type "Bucket"	[a] Current Budget	[b] Contracted	[c] Expended	[d] Estimate at Completion	[e]=[a]-[d] Budget Variance
Energy Studies & Reports - East	\$847,206	\$625,842	\$446,150	\$847,206	\$0
Energy Studies & Reports - Mission	\$538,012	\$402,826	\$283,519	\$538,012	\$0
Energy Studies & Reports - Southwest	\$585,478	\$443,259	\$297,650	\$585,478	\$0
Energy Studies & Reports - Valley	\$746,211	\$565,554	\$417,324	\$746,211	\$0
Energy Studies & Reports - District	\$27,068	\$25,364	\$25,364	\$27,068	\$0
Energy Studies & Reports - Pierce	\$772,323	\$546,305	\$388,336	\$772,323	\$0
Energy Studies & Reports - Southgate	\$31,330	\$28,330	\$28,330	\$31,330	\$0
Energy Studies & Reports - Trade	\$780,650	\$584,762	\$397,384	\$780,650	\$0
Energy Studies & Reports - Northeast	\$143,220	\$130,470	\$41,390	\$143,220	\$0
Energy Studies & Reports - Harbor	\$669,764	\$521,065	\$352,799	\$669,764	\$0
Energy Studies & Reports - West	\$661,952	\$538,646	\$337,320	\$661,952	\$0
Energy Studies & Reports - City	\$787,106	\$583,361	\$398,875	\$787,106	\$0
Energy Studies & Reports - Multi-Campus	\$0	\$0	\$0	\$0	\$0
Total Budget	\$6,590,319	\$4,995,784	\$3,414,442	\$6,590,319	\$0

Current Budget By Cost Type



Funding Source(s)



Districtwide Initiatives

Sub-Project/Building Level Detail

40J-J26 - UVC Light at Building HVAC Systems

SUB-PROJECT PROFILE

OVERALL STATUS:

DESCRIPTION:

DESIGN START

NTP CONSTRUCTION

SUBSTANTIAL COMPLETION

ACADEMIC OCCUPANCY

n/a

PROJECT COST BREAKDOWN

Cost Type "Bucket"	[a] Current Budget	[b] Contracted	[c] Expended	[d] Estimate at Completion	[e]=[a]-[d] Budget Variance
UVC Light at Building HVAC Systems - Mission	\$40,100	\$10,196	\$10,010	\$40,100	\$0
UVC Light at Building HVAC Systems - Trade	\$935,951	\$134,404	\$134,257	\$935,951	\$0
UVC Light at Building HVAC Systems - Valley	\$1,311,726	\$199,144	\$198,019	\$1,311,726	\$0
UVC Light at Building HVAC Systems - Pierce	\$46,986	\$46,986	\$46,795	\$46,986	\$0
UVC Light at Building HVAC Systems - City	\$1,046,935	\$12,866	\$12,580	\$1,046,935	\$0
UVC Light at Building HVAC Systems - Southwest	\$535,286	\$449,242	\$449,079	\$535,286	\$0
UVC Light at Building HVAC Systems - Harbor	\$746,969	\$615,694	\$615,335	\$746,969	\$0
UVC Light at Building HVAC Systems - Northeast	\$17,900	\$6,592	\$6,592	\$17,900	\$0
UVC Light at Building HVAC Systems - East	\$660,770	\$20,636	\$20,450	\$660,770	\$0
UVC Light at Building HVAC Systems - West	\$816,452	\$672,525	\$669,833	\$816,452	\$0
Total Budget	\$6,159,076	\$2,168,288	\$2,162,951	\$6,159,076	\$0

Districtwide Initiatives

Sub-Project/Building Level Detail

40J-J26 - UVC Light at Building HVAC Systems

SUB-PROJECT PROFILE

OVERALL STATUS:

DESCRIPTION:

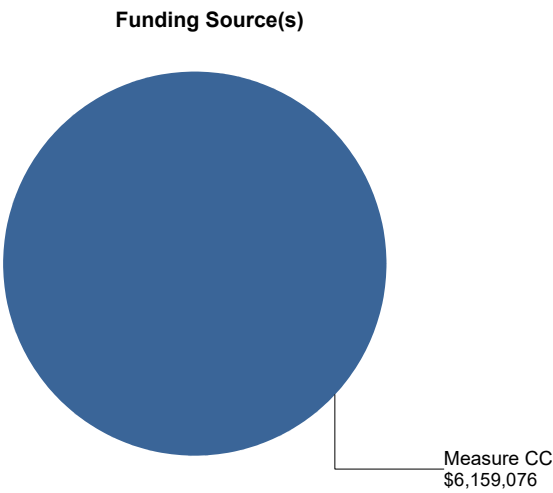
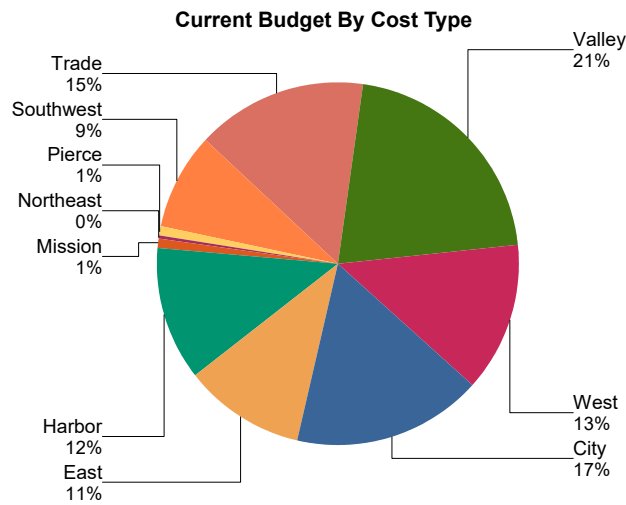
DESIGN START

NTP CONSTRUCTION

SUBSTANTIAL COMPLETION

ACADEMIC OCCUPANCY

n/a



Districtwide Initiatives

Sub-Project/Building Level Detail

40J-J27 - Sustainability Program

SUB-PROJECT PROFILE

OVERALL STATUS:

DESCRIPTION:

DESIGN START

NTP CONSTRUCTION

SUBSTANTIAL COMPLETION

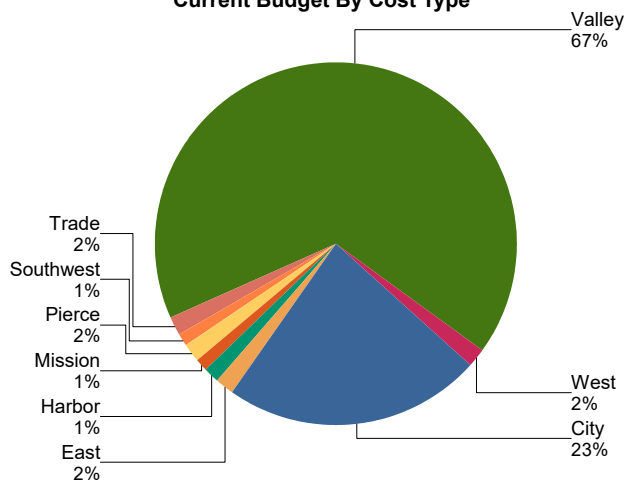
ACADEMIC OCCUPANCY

n/a

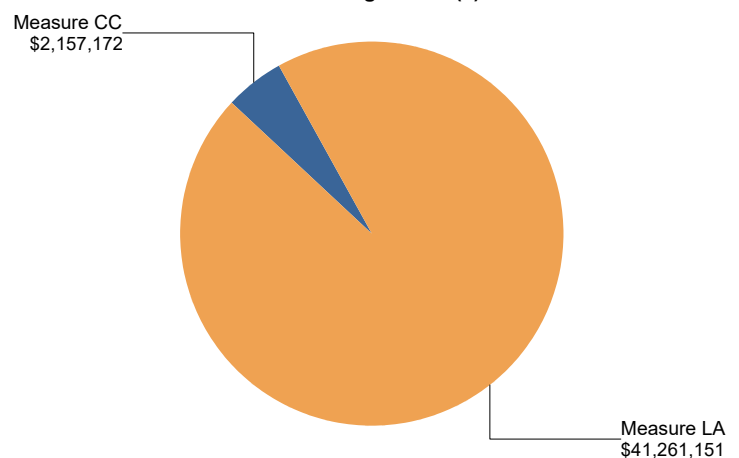
PROJECT COST BREAKDOWN

Cost Type "Bucket"	[a] Current Budget	[b] Contracted	[c] Expended	[d] Estimate at Completion	[e]=[a]-[d] Budget Variance
Sustainability Program - Pierce	\$729,610	\$534,569	\$341,193	\$729,610	\$0
Sustainability Program - Trade	\$795,159	\$579,079	\$408,537	\$795,159	\$0
Sustainability Program - Harbor	\$626,894	\$427,714	\$305,941	\$626,894	\$0
Sustainability Program - Valley	\$28,933,807	\$1,069,394	\$399,119	\$28,933,807	\$0
Sustainability Program - West	\$723,594	\$505,134	\$380,551	\$723,594	\$0
Sustainability Program - Mission	\$451,813	\$250,813	\$133,346	\$451,813	\$0
Sustainability Program - Multi-Campus	\$0	\$0	\$0	\$0	\$0
Sustainability Program - Southwest	\$457,656	\$328,300	\$208,768	\$457,656	\$0
Sustainability Program - City	\$9,976,183	\$778,741	\$555,918	\$9,976,183	\$0
Sustainability Program - East	\$723,608	\$333,889	\$151,387	\$723,608	\$0
Total Budget	\$43,418,323	\$4,807,632	\$2,884,760	\$43,418,323	\$0

Current Budget By Cost Type



Funding Source(s)



Districtwide Initiatives

Sub-Project/Building Level Detail

40J-J29 - Infrastructure Program

SUB-PROJECT PROFILE

OVERALL STATUS:

DESCRIPTION:

DESIGN START

NTP CONSTRUCTION

SUBSTANTIAL COMPLETION

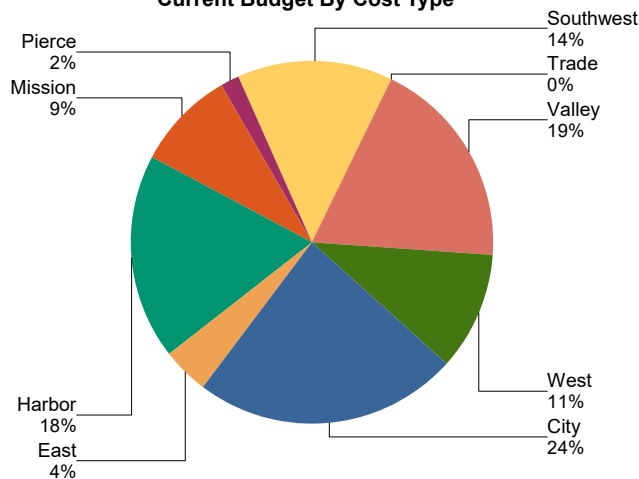
ACADEMIC OCCUPANCY

n/a

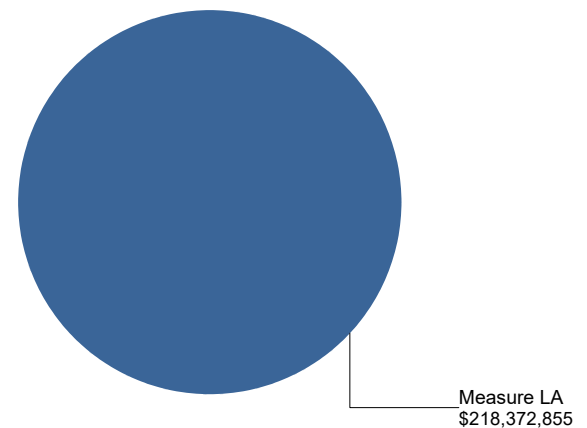
PROJECT COST BREAKDOWN

Cost Type "Bucket"	[a] Current Budget	[b] Contracted	[c] Expended	[d] Estimate at Completion	[e]=[a]-[d] Budget Variance
Infrastructure Program - Trade	\$406,405	\$205,087	\$108,773	\$406,405	\$0
Infrastructure Program - Harbor	\$40,285,221	\$923,771	\$178,516	\$40,285,221	\$0
Infrastructure Program - Southwest	\$29,953,616	\$1,101,872	\$149,206	\$29,953,616	\$0
Infrastructure Program - Pierce	\$3,847,442	\$229,350	\$121,641	\$3,847,442	\$0
Infrastructure Program - West	\$23,137,942	\$416,686	\$87,875	\$23,137,942	\$0
Infrastructure Program - City	\$51,530,402	\$336,800	\$205,845	\$51,530,402	\$0
Infrastructure Program - Valley	\$40,962,058	\$663,362	\$177,938	\$40,962,058	\$0
Infrastructure Program - East	\$9,042,425	\$244,924	\$122,453	\$9,042,425	\$0
Infrastructure Program - Mission	\$19,207,344	\$2,381,599	\$430,330	\$19,207,344	\$0
Total Budget	\$218,372,855	\$6,503,452	\$1,582,576	\$218,372,855	\$0

Current Budget By Cost Type



Funding Source(s)



Districtwide Initiatives

Sub-Project/Building Level Detail

40J-J30 - Athletic Fields Program

SUB-PROJECT PROFILE

OVERALL STATUS:

DESCRIPTION:

DESIGN START

NTP CONSTRUCTION

SUBSTANTIAL COMPLETION

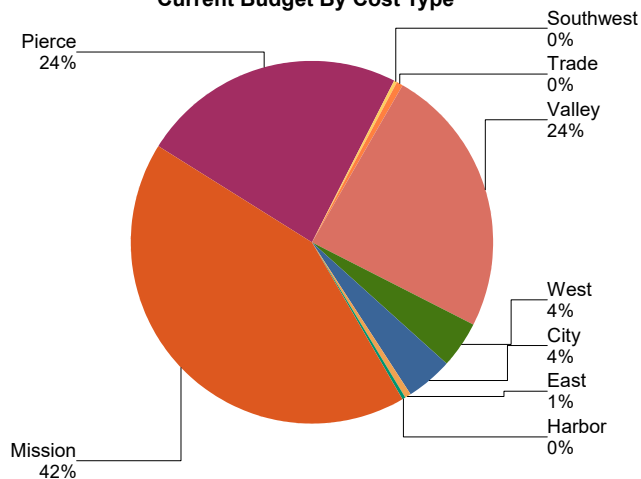
ACADEMIC OCCUPANCY

n/a

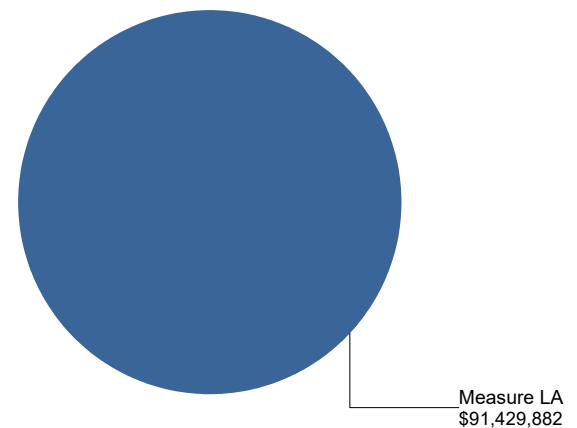
PROJECT COST BREAKDOWN

Cost Type "Bucket"	[a] Current Budget	[b] Contracted	[c] Expended	[d] Estimate at Completion	[e]=[a]-[d] Budget Variance
Athletic Fields Program - Pierce	\$21,489,429	\$241,165	\$109,235	\$21,489,429	\$0
Athletic Fields Program - East	\$459,543	\$236,510	\$107,127	\$459,543	\$0
Athletic Fields Program - Southwest	\$295,756	\$152,215	\$68,945	\$295,756	\$0
Athletic Fields Program - Trade	\$419,015	\$215,652	\$97,679	\$419,015	\$0
Athletic Fields Program - Mission	\$38,642,486	\$769,859	\$165,443	\$38,642,486	\$0
Athletic Fields Program - Valley	\$22,013,561	\$408,371	\$114,546	\$22,013,561	\$0
Athletic Fields Program - West	\$3,935,896	\$169,228	\$80,247	\$3,935,896	\$0
Athletic Fields Program - Harbor	\$299,440	\$154,111	\$69,804	\$299,440	\$0
Athletic Fields Program - City	\$3,874,757	\$212,721	\$96,352	\$3,874,757	\$0
Total Budget	\$91,429,882	\$2,559,832	\$909,378	\$91,429,882	\$0

Current Budget By Cost Type



Funding Source(s)



Districtwide Initiatives

Sub-Project/Building Level Detail

40J-J31 - Housing

SUB-PROJECT PROFILE

OVERALL STATUS:

DESCRIPTION:

DESIGN START

NTP CONSTRUCTION

SUBSTANTIAL COMPLETION

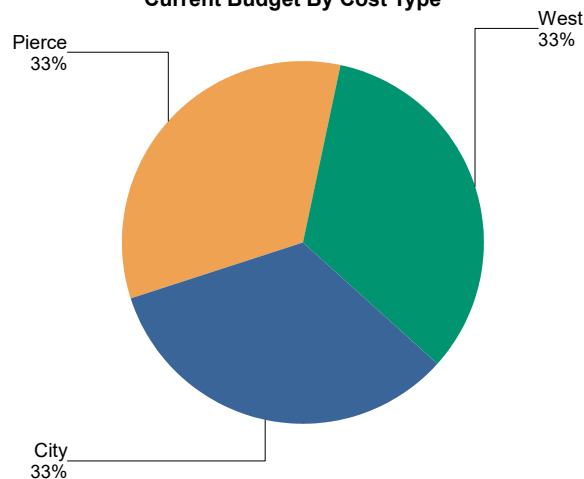
ACADEMIC OCCUPANCY

n/a

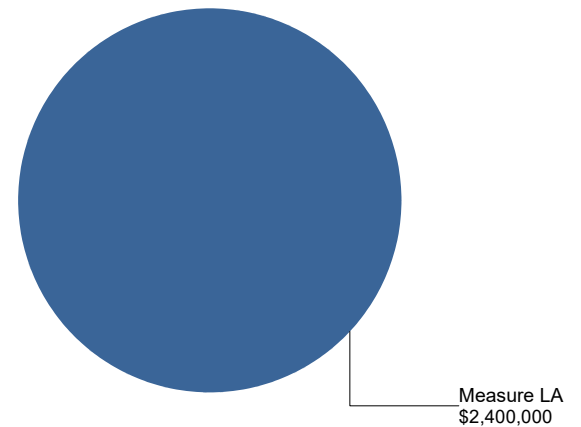
PROJECT COST BREAKDOWN

Cost Type "Bucket"	[a] Current Budget	[b] Contracted	[c] Expended	[d] Estimate at Completion	[e]=[a]-[d] Budget Variance
Housing - City	\$800,000	\$581,517	\$474,150	\$800,000	\$0
Housing - West	\$800,000	\$695,752	\$529,216	\$800,000	\$0
Housing - Pierce	\$800,000	\$622,991	\$486,846	\$800,000	\$0
Total Budget	\$2,400,000	\$1,900,259	\$1,490,212	\$2,400,000	\$0

Current Budget By Cost Type



Funding Source(s)



Districtwide Initiatives

Sub-Project/Building Level Detail

40J-J32 - Technology Program

SUB-PROJECT PROFILE

OVERALL STATUS:

DESCRIPTION:

DESIGN START

NTP CONSTRUCTION

SUBSTANTIAL COMPLETION

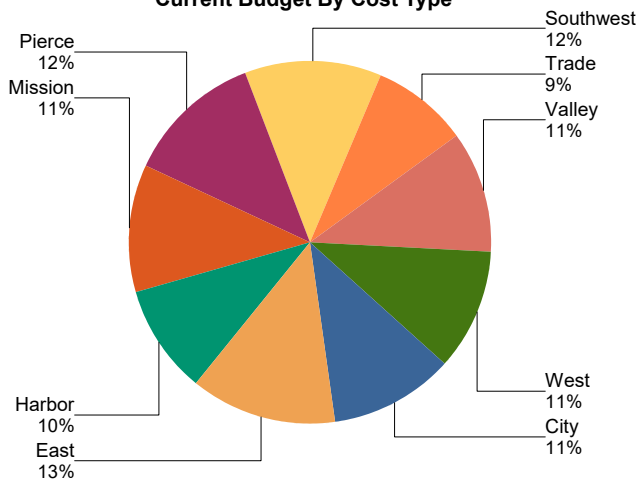
ACADEMIC OCCUPANCY

n/a

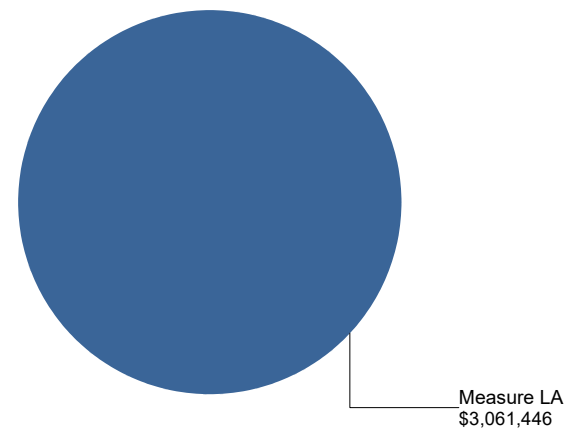
PROJECT COST BREAKDOWN

Cost Type "Bucket"	[a] Current Budget	[b] Contracted	[c] Expended	[d] Estimate at Completion	[e]=[a]-[d] Budget Variance
Technology Program - Mission	\$348,834	\$0	\$0	\$348,834	\$0
Technology Program - Harbor	\$298,069	\$0	\$0	\$298,069	\$0
Technology Program - East	\$397,498	\$0	\$0	\$397,498	\$0
Technology Program - Trade	\$261,340	\$0	\$0	\$261,340	\$0
Technology Program - West	\$330,051	\$0	\$0	\$330,051	\$0
Technology Program - Southwest	\$373,065	\$0	\$0	\$373,065	\$0
Technology Program - Valley	\$336,751	\$0	\$0	\$336,751	\$0
Technology Program - City	\$342,700	\$0	\$0	\$342,700	\$0
Technology Program - Pierce	\$373,139	\$0	\$0	\$373,139	\$0
Total Budget	\$3,061,446	\$0	\$0	\$3,061,446	\$0

Current Budget By Cost Type



Funding Source(s)



Districtwide Initiatives

Sub-Project/Building Level Detail

40J-J34 - Building Management System

SUB-PROJECT PROFILE

OVERALL STATUS:

DESCRIPTION:

DESIGN START

NTP CONSTRUCTION

SUBSTANTIAL COMPLETION

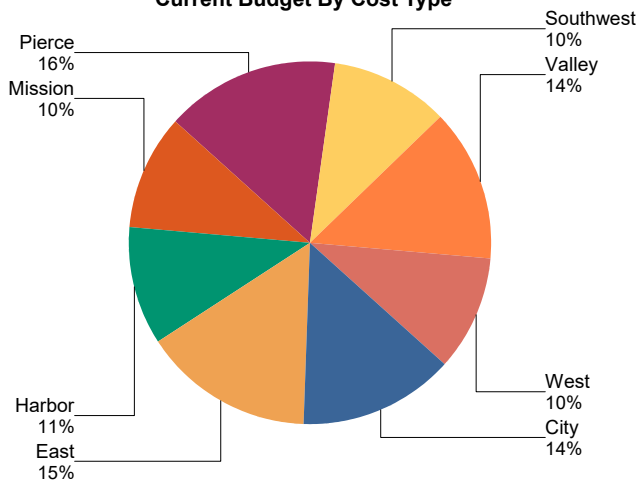
ACADEMIC OCCUPANCY

n/a

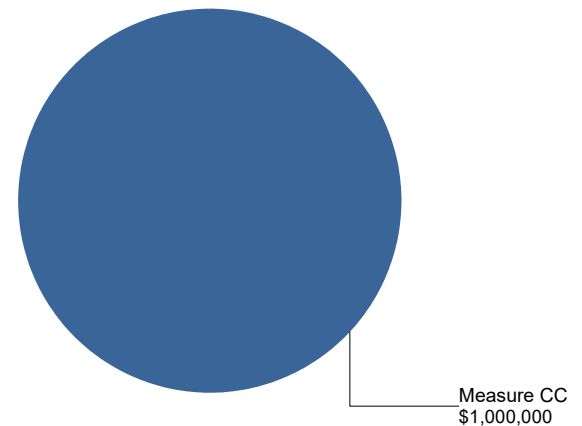
PROJECT COST BREAKDOWN

Cost Type "Bucket"	[a] Current Budget	[b] Contracted	[c] Expended	[d] Estimate at Completion	[e]=[a]-[d] Budget Variance
Building Management System - Mission	\$103,700	\$108,800	\$37,980	\$103,700	\$0
Building Management System - Harbor	\$105,000	\$77,096	\$12,642	\$105,000	\$0
Building Management System - West	\$103,400	\$88,128	\$14,910	\$103,400	\$0
Building Management System - Pierce	\$155,800	\$87,293	\$17,477	\$155,800	\$0
Building Management System - Southwest	\$103,900	\$0	\$0	\$103,900	\$0
Building Management System - East	\$152,800	\$0	\$0	\$152,800	\$0
Building Management System - Valley	\$136,400	\$0	\$0	\$136,400	\$0
Building Management System - City	\$139,000	\$0	\$0	\$139,000	\$0
Total Budget	\$1,000,000	\$361,316	\$83,008	\$1,000,000	\$0

Current Budget By Cost Type



Funding Source(s)



Districtwide Initiatives

Sub-Project/Building Level Detail

40J-J35 - Digital Twin Meta-Tech Initiative

SUB-PROJECT PROFILE

OVERALL STATUS:

DESCRIPTION:

DESIGN START

NTP CONSTRUCTION

SUBSTANTIAL COMPLETION

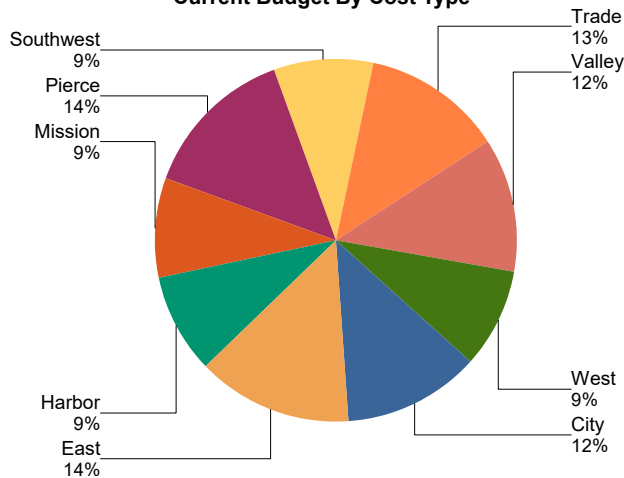
ACADEMIC OCCUPANCY

n/a

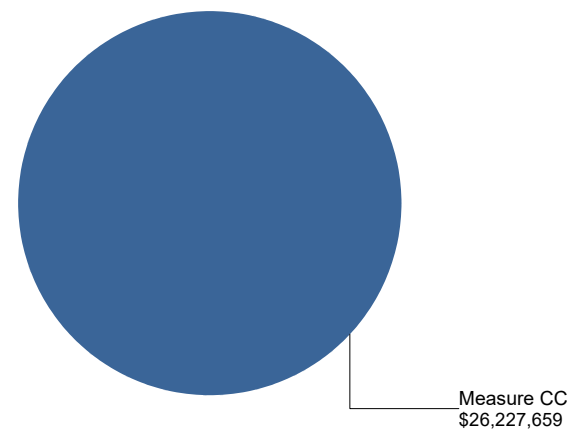
PROJECT COST BREAKDOWN

Cost Type "Bucket"	[a] Current Budget	[b] Contracted	[c] Expended	[d] Estimate at Completion	[e]=[a]-[d] Budget Variance
Digital Twin Meta-Tech Initiative - Southwest	\$2,315,902	\$81,932	\$75,365	\$2,315,902	\$0
Digital Twin Meta-Tech Initiative - City	\$3,236,493	\$114,501	\$105,323	\$3,236,493	\$0
Digital Twin Meta-Tech Initiative - Trade	\$3,281,080	\$116,078	\$106,774	\$3,281,080	\$0
Digital Twin Meta-Tech Initiative - West	\$2,302,788	\$81,468	\$74,938	\$2,302,788	\$0
Digital Twin Meta-Tech Initiative - East	\$3,598,435	\$127,305	\$117,102	\$3,598,435	\$0
Digital Twin Meta-Tech Initiative - Mission	\$2,310,657	\$81,746	\$75,194	\$2,310,657	\$0
Digital Twin Meta-Tech Initiative - Pierce	\$3,669,249	\$129,811	\$119,406	\$3,669,249	\$0
Digital Twin Meta-Tech Initiative - Harbor	\$2,344,753	\$82,953	\$76,304	\$2,344,753	\$0
Digital Twin Meta-Tech Initiative - Valley	\$3,168,301	\$112,088	\$103,104	\$3,168,301	\$0
Total Budget	\$26,227,659	\$927,881	\$853,511	\$26,227,659	\$0

Current Budget By Cost Type



Funding Source(s)



Districtwide Initiatives Exhibit A

Exhibit A Districtwide Initiatives Budget Transfer Log

Districtwide Initiatives

Sub-Project/Building Level Budget Transfer Log

Proj Ref	Project/Building Name	Established Budget	Current Budget	Variance	Approved Date
40J-101.02	M & DR - City	\$741,850	\$741,850		08/13/2014
40J-101.03	City - Demand Side Management (DSM)	\$4,481,704	\$4,481,704		01/25/2017
40J-101.04	Chilled Water Storage	\$2,690,499	\$2,690,499		01/25/2017
40J-102.00	Transportation and Accessibility Improvements - City	\$1,185,039	\$1,185,039		06/30/2015
			\$1,685,039	\$500,000	05/23/2018
			\$1,686,630	\$1,591	11/08/2018
			\$1,685,890	\$(740)	02/14/2019
			\$1,739,226	\$53,336	06/03/2019
			\$2,059,710	\$320,483	06/07/2019
40J-102.01	City - Trans and Accessibility Improvements	\$2,891,610	\$2,891,610		01/25/2017
40J-102.02	City - TAI - Radiologic Technology	\$940,883	\$940,883		02/28/2019
40J-102.03	City - TAI - Communication Building	\$3,513,102	\$3,513,102		03/07/2019
40J-102.04	City - TAI - Campus Wayfindings and Walkways	\$408,470	\$408,470		03/07/2019
			\$3,224,333	\$2,815,863	12/13/2023
40J-102.05	City - TAI - Science and Technology	\$492,180	\$492,180		03/07/2019
			\$714,330	\$222,149	05/02/2023
40J-102.06	City - TAI - Parking Lot 3+4 and Sports Field	\$49,833	\$49,833		03/07/2019
			\$124,681	\$74,847	06/27/2023
40J-102.07	City - TAI - Kinesiology South	\$2,565,927	\$2,565,927		03/07/2019
			\$64,390	\$(2,501,537)	12/05/2023
40J-102.08	City - TAI - Workforce Development	\$116,610	\$116,610		03/29/2019
			\$0	\$(116,610)	06/20/2023
40J-102.09	City - TAI - Chemistry Building	\$519,246	\$519,246		03/07/2019

Budget transfers performed to reflect campus project re-prioritization of the strategic execution plan.

Districtwide Initiatives

Sub-Project/Building Level Budget Transfer Log

Proj Ref	Project/Building Name	Established Budget	Current Budget	Variance	Approved Date
40J-105.00	Technology - City	\$1,061,661	\$1,061,661		05/25/2016
40J-105.21	Virtualization and Data Storage - LACC	\$542,119	\$542,119		01/17/2017
			\$456,162	\$(85,957)	01/27/2023
40J-105.32	IT Program Management - City	\$441,435	\$441,435		06/10/2016
			\$820,291	\$378,856	08/22/2017
			\$823,271	\$2,980	11/08/2018
			\$820,291	\$(2,980)	02/14/2019
			\$2,484,296	\$1,664,004	06/12/2019
			\$2,495,608	\$11,312	02/27/2023
			\$3,406,800	\$911,191	06/23/2023
			\$4,903,000	\$1,496,200	07/24/2023
40J-105.40	Core Network Deployment - LACC	\$561,700	\$561,700		11/08/2018
			\$2,102,801	\$1,541,101	08/22/2017
			\$2,082,579	\$(20,222)	08/08/2024
40J-105.41	Audio Visual Classroom Deployment - LACC	\$1,206,494	\$1,206,494		12/17/2019
			\$2,000,632	\$794,137	08/22/2017
			\$1,477,424	\$(523,207)	07/26/2024
40J-105.42	Physical Security Systems Deployment - LACC	\$300,000	\$300,000		02/12/2018
			\$1,355,427	\$1,055,427	08/22/2017
40J-105.43	IT, Security and Sustainability Infrastructure - City	\$1,457,987	\$1,457,987		06/03/2021
			\$1,254,173	\$(203,813)	11/02/2022
			\$1,274,272	\$20,099	08/16/2024
40J-105.44	IT Network Modernization – City	\$4,020,522	\$4,020,522		12/23/2021
40J-106.00	Anti-Graffiti Program - City	\$72,173	\$72,173		01/01/2014
40J-107.00	Warranty Program - City	\$370,284	\$370,284		05/17/2015
40J-108.00	Whole Building Commissioning - City	\$2,289,246	\$2,289,246		05/17/2015
			\$2,340,150	\$50,904	08/18/2020
			\$2,743,597	\$403,447	07/02/2021

Budget transfers performed to reflect campus project re-prioritization of the strategic execution plan.

Districtwide Initiatives

Sub-Project/Building Level Budget Transfer Log

Proj Ref	Project/Building Name	Established Budget	Current Budget	Variance	Approved Date
			\$2,747,486	\$3,888	12/05/2023
			\$2,780,614	\$33,127	08/06/2024
40J-109.00	Storm Water Implementation - City	\$172,761	\$172,761		01/01/2014
			\$672,761	\$500,000	05/30/2018
			\$719,187	\$46,426	08/28/2018
			\$735,401	\$16,214	02/06/2019
			\$750,401	\$15,000	06/11/2019
			\$777,401	\$26,999	11/20/2019
			\$976,605	\$199,204	03/27/2020
			\$1,074,868	\$98,263	07/17/2024
40J-109.01	City - Storm Water North Campus	\$2,900,000	\$2,900,000		01/25/2017
			\$3,111,837	\$211,836	06/22/2020
40J-109.02	City - Storm Water Central Quad	\$3,650,083	\$3,650,083		07/01/2020
40J-109.03	City - Storm Water South Campus	\$1,561,262	\$1,561,262		07/01/2020
40J-109.04	City - Storm Water Parking Lots 1 & 2	\$2,319,513	\$2,319,513		07/01/2020
40J-109.05	City - Storm Water North Heliotrope Drive	\$464,059	\$464,059		07/01/2020
40J-112.00	Energy Efficiency / Utility Infrastructure - City	\$1,000,000	\$1,000,000		05/31/2018
			\$1,700,752	\$700,751	12/11/2018
			\$1,411,659	\$(289,093)	08/29/2019
			\$1,261,659	\$(150,000)	04/30/2020
			\$1,511,659	\$250,000	02/08/2022
			\$1,294,199	\$(217,459)	09/13/2023
40J-112.01	Energy Efficiency / Utility Infrastructure District Repairs - L	\$55,000	\$55,000		11/18/2020
			\$0	\$(55,000)	08/09/2023
40J-112.02	Energy Efficiency / Utility Infrastructure Repair - LACC	\$322,200	\$322,200		12/02/2020
			\$272,200	\$(50,000)	02/08/2022
			\$305,536	\$33,336	09/02/2022
40J-113.01	Door Locks and Access Control - City	\$500,000	\$500,000		07/11/2018

Budget transfers performed to reflect campus project re-prioritization of the strategic execution plan.

Districtwide Initiatives

Sub-Project/Building Level Budget Transfer Log

Proj Ref	Project/Building Name	Established Budget	Current Budget	Variance	Approved Date
			\$1,785,077	\$1,285,077	10/24/2018
			\$379,066	\$(1,406,011)	03/07/2022
40J-113.02	Cameras and Video Surveillance - City	\$2,211,350	\$2,211,350		07/25/2019
			\$0	\$(2,211,350)	11/26/2019
40J-113.03	Overhead Paging and Mass Notification - City	\$225,000	\$225,000		07/11/2018
40J-113.05	Door Locks and Access Control Phase 2 - City	\$7,370,320	\$7,370,320		05/27/2020
40J-114.01	Security Cameras Phase 1 - City	\$2,211,350	\$2,211,350		11/22/2019
			\$2,496,393	\$285,043	03/31/2020
40J-115.01	Mass Notification Phase 1 - City	\$1,209,397	\$1,209,397		05/14/2020
40J-120.01	Security Network Infrastructure Phase 1 - City	\$450,000	\$450,000		11/22/2019
40J-122.00	Energy Efficiency - City	\$300,000	\$300,000		01/28/2021
			\$0	\$(300,000)	09/05/2024
40J-123.00	Alternative Energy - City	\$300,000	\$300,000		01/28/2021
40J-124.00	New Emerging Technology - City	\$300,000	\$300,000		01/28/2021
40J-125.00	Energy Studies & Reports - City	\$150,000	\$150,000		01/28/2021
			\$226,787	\$76,787	11/21/2023
			\$550,595	\$323,807	12/26/2023
			\$540,306	\$(10,288)	07/29/2024
40J-125.01	District-wide Sustainability and Climate Action Roadmap -	\$246,800	\$246,800		07/03/2024
40J-126.00	UVC Light at Building HVAC Systems – City	\$1,066,985	\$1,066,985		12/30/2021
			\$1,046,935	\$(20,050)	04/07/2022
40J-127.00	Sustainability - Program Management - City	\$460,954	\$460,954		12/18/2023

Budget transfers performed to reflect campus project re-prioritization of the strategic execution plan.

Districtwide Initiatives

Sub-Project/Building Level Budget Transfer Log

Proj Ref	Project/Building Name	Established Budget	Current Budget	Variance	Approved Date
40J-127.01	Sustainability, LED Upgrade – Science & Technology Buil	\$278,172	\$278,172		04/19/2023
			\$330,742	\$52,570	11/30/2023
40J-127.03	Sustainability - Central Plant Decarbonization - City	\$9,184,487	\$9,184,487		12/18/2023
40J-129.00	Infrastructure - Program Management – City	\$400,882	\$400,882		12/27/2023
40J-129.02	Infrastructure - North Campus Hydronic Lines Replacemei	\$51,129,520	\$51,129,520		12/18/2023
40J-130.00	Athletic Fields Program Management – City	\$155,331	\$155,331		01/22/2024
			\$413,321	\$257,989	10/10/2024
40J-130.01	Athletic Fields - Soccer Field Miscellaneous Upgrades - Ci	\$3,461,436	\$3,461,436		07/29/2024
40J-131.00	Student Housing - City	\$800,000	\$800,000		09/20/2023
40J-132.01	Technology - Wi-Fi, Fiber, Copper Modernization - City	\$342,700	\$342,700		11/06/2024
40J-134.00	Building Management System - City	\$139,000	\$139,000		03/28/2024
40J-135.00	Digital Twin Meta-Tech Initiative - City	\$128,659	\$128,659		01/05/2024
			\$3,236,493	\$3,107,833	09/05/2024
40J-201.02	M & DR - East	\$794,954	\$794,954		08/13/2014
40J-201.03	East - Original Northwest Parking PV / Carport Structure	\$3,451,708	\$3,451,708		01/01/2014
			\$3,005,690	\$(446,017)	07/24/2020
40J-201.04	East - Thin Film for A-1 Child Development Center	\$403,785	\$403,785		01/01/2014
			\$457,712	\$53,927	07/31/2017
40J-201.05	East - Thin Film for C-1 Men's Gym	\$694,071	\$694,071		01/01/2014
			\$787,156	\$93,084	07/31/2017

Budget transfers performed to reflect campus project re-prioritization of the strategic execution plan.

Districtwide Initiatives

Sub-Project/Building Level Budget Transfer Log

Proj Ref	Project/Building Name	Established Budget	Current Budget	Variance	Approved Date
40J-201.06	East - Thin Film for E-9 Women's Gym	\$662,342	\$662,342		01/01/2014
			\$751,270	\$88,928	07/31/2017
40J-201.07	East - Thin Film for G-3 Auditorium	\$629,894	\$629,894		01/01/2014
			\$714,334	\$84,440	07/31/2017
40J-201.08	East - Thin Film for H-9 Plant Facilities	\$354,993	\$354,993		01/01/2014
			\$402,266	\$47,272	07/31/2017
40J-201.09	East - Thin Film for P-1 Auto Shop	\$403,547	\$403,547		01/01/2014
			\$457,626	\$54,078	07/31/2017
40J-201.10	East - Additional Northwest Parking PV / Carport Structure	\$2,982,650	\$2,982,650		09/14/2016
			\$3,199,279	\$216,628	07/31/2017
40J-202.00	Transportation and Accessibility Improvements - East	\$2,107,465	\$2,107,465		06/30/2015
			\$2,607,465	\$500,000	05/23/2018
			\$2,609,235	\$1,769	11/08/2018
			\$2,608,411	\$(823)	02/14/2019
			\$2,488,107	\$(120,304)	06/03/2019
			\$2,844,430	\$356,323	06/07/2019
40J-202.01	East - Trans and Accessibility Improvements- Phase 1 Ext	\$6,443,613	\$6,443,613		01/26/2017
			\$5,976,031	\$(467,582)	07/06/2018
			\$5,866,616	\$(109,414)	09/26/2022
40J-202.02	East - Trans and Accessibility Improvements-Phase 2 Inte	\$7,055,350	\$7,055,350		01/26/2017
			\$7,522,932	\$467,582	07/06/2018
			\$6,150,072	\$(1,372,860)	09/26/2022
40J-202.03	East - Trans and Accessibility Improvements - B5 Stadium	\$7,480,450	\$7,480,450		11/30/2018
			\$8,943,308	\$1,462,858	02/13/2019
40J-202.04	East - Trans and Accessibility Improvements - Theater	\$18,284,526	\$18,284,526		11/30/2018
			\$21,837,184	\$3,552,658	02/13/2019
40J-202.05	East - Trans and Accessibility Improvements - C1 Men's G	\$564,671	\$564,671		11/30/2018
			\$669,163	\$104,492	02/13/2019

Budget transfers performed to reflect campus project re-prioritization of the strategic execution plan.

Districtwide Initiatives

Sub-Project/Building Level Budget Transfer Log

Proj Ref	Project/Building Name	Established Budget	Current Budget	Variance	Approved Date
			\$94,320	\$(574,843)	01/06/2022
			\$475,191	\$380,870	09/22/2022
			\$1,957,466	\$1,482,275	09/27/2022
40J-202.06	East - Trans and Accessibility Improvements - E9 Women'	\$670,725	\$670,725		11/30/2018
			\$775,217	\$104,492	02/13/2019
40J-202.07	Trans and Accessibility Improvements - D1 Parking Struct	\$574,843	\$574,843		01/12/2022
40J-205.00	Technology - East	\$1,034,608	\$1,034,608		05/25/2016
40J-205.21	Virtualization and Data Storage - ELAC	\$866,644	\$866,644		01/17/2017
			\$646,698	\$(219,946)	01/27/2023
40J-205.32	IT Program Management - East	\$502,820	\$502,820		06/10/2016
			\$968,417	\$465,597	08/22/2017
			\$971,731	\$3,313	11/08/2018
			\$968,417	\$(3,313)	02/14/2019
			\$2,818,510	\$1,850,092	06/12/2019
			\$2,831,043	\$12,533	02/27/2023
			\$2,831,088	\$44	03/21/2023
			\$3,844,179	\$1,013,091	06/23/2023
			\$5,507,702	\$1,663,522	07/24/2023
40J-205.40	Core Network Deployment - ELAC	\$568,600	\$568,600		11/08/2018
			\$2,199,275	\$1,630,675	08/22/2017
			\$2,150,567	\$(48,708)	08/08/2024
40J-205.41	Audio Visual Classroom Deployment - ELAC	\$1,699,655	\$1,699,655		12/17/2019
			\$2,254,674	\$555,019	08/22/2017
			\$1,054,674	\$(1,200,000)	07/26/2024
40J-205.42	Physical Security Systems Deployment - ELAC	\$500,000	\$500,000		02/12/2018
			\$1,714,256	\$1,214,256	08/22/2017
40J-205.43	IT, Security and Sustainability Infrastructure - East	\$1,068,841	\$1,068,841		06/03/2021
			\$1,236,871	\$168,030	05/06/2022
			\$1,241,582	\$4,711	08/16/2024

Budget transfers performed to reflect campus project re-prioritization of the strategic execution plan.

Districtwide Initiatives

Sub-Project/Building Level Budget Transfer Log

Proj Ref	Project/Building Name	Established Budget	Current Budget	Variance	Approved Date
40J-205.44	IT Network Modernization – East	\$4,868,556	\$4,868,556		12/23/2021
40J-206.00	Anti-Graffiti Program - East	\$212,723	\$212,723		01/01/2014
40J-207.00	Warranty Program - East	\$411,636	\$411,636		05/17/2015
40J-208.00	Whole Building Commissioning - East	\$2,544,976	\$2,544,976		05/17/2015
			\$2,580,491	\$35,515	08/18/2020
			\$3,029,057	\$448,565	07/02/2021
			\$3,033,381	\$4,323	12/05/2023
			\$3,070,213	\$36,832	08/06/2024
40J-209.00	Storm Water Implementation - East	\$243,751	\$243,751		01/01/2014
			\$743,751	\$500,000	05/30/2018
			\$759,612	\$15,860	02/06/2019
			\$905,015	\$145,403	03/27/2020
			\$961,330	\$56,315	04/30/2024
			\$1,202,834	\$241,503	07/17/2024
			\$1,218,758	\$15,923	09/17/2024
40J-209.01	East Stormwater-West & Central section of Campus	\$2,719,163	\$2,719,163		01/26/2017
			\$2,161,531	\$(557,632)	10/09/2020
40J-209.02	Corporate Center - Storm Water Implementation	\$928,207	\$928,207		11/20/2019
			\$1,833,836	\$905,629	07/14/2022
			\$304,299	\$(1,529,537)	09/28/2023
40J-209.03	ELAC Central Drainage Area - Storm Water Implementatic	\$13,064,762	\$13,064,762		11/20/2019
			\$4,848	\$(13,059,913)	04/28/2020
40J-209.04	ELAC East Drainage Area - Storm Water Implementation	\$13,062,087	\$13,062,087		11/20/2019
			\$7,371,391	\$(5,690,696)	08/30/2023
40J-209.05	ELAC Northeast Drainage Area – Storm Water Implement	\$2,803,413	\$2,803,413		06/03/2021
			\$2,863,937	\$60,524	11/14/2023
40J-212.00	Energy Efficiency / Utility Infrastructure - East	\$1,000,000	\$1,000,000		05/31/2018

Budget transfers performed to reflect campus project re-prioritization of the strategic execution plan.

Districtwide Initiatives

Sub-Project/Building Level Budget Transfer Log

Proj Ref	Project/Building Name	Established Budget	Current Budget	Variance	Approved Date
			\$1,840,572	\$840,572	12/11/2018
			\$1,826,293	\$(14,279)	08/29/2019
			\$1,563,153	\$(263,139)	09/13/2023
40J-212.01	Energy Efficiency / Utility Infrastructure District Repairs - E	\$47,500	\$47,500		11/18/2020
			\$0	\$(47,500)	08/09/2023
40J-212.02	Energy Efficiency / Utility Infrastructure Repair - ELAC	\$905,850	\$905,850		12/18/2020
40J-213.01	Door Locks and Access Control - East	\$500,000	\$500,000		07/11/2018
			\$1,899,456	\$1,399,456	10/24/2018
			\$321,678	\$(1,577,778)	03/07/2022
40J-213.02	Cameras and Video Surveillance - East	\$2,195,450	\$2,195,450		07/25/2019
			\$0	\$(2,195,450)	11/26/2019
40J-213.03	Overhead Paging and Mass Notification - East	\$225,000	\$225,000		07/11/2018
40J-213.05	Door Locks and Access Control Phase 2 - East	\$13,113,522	\$13,113,522		05/27/2020
40J-214.01	Security Cameras Phase 1 - East	\$2,195,450	\$2,195,450		11/22/2019
			\$2,478,444	\$282,993	03/31/2020
40J-215.01	Mass Notification Phase 1 - East	\$1,209,397	\$1,209,397		05/14/2020
40J-220.01	Security Network Infrastructure Phase 1 - East	\$250,000	\$250,000		11/22/2019
40J-222.00	Energy Efficiency - East	\$300,000	\$300,000		01/28/2021
			\$0	\$(300,000)	09/05/2024
40J-223.00	Alternative Energy - East	\$300,000	\$300,000		01/28/2021
40J-224.00	New Emerging Technology - East	\$300,000	\$300,000		01/28/2021
40J-225.00	Energy Studies & Reports - East	\$150,000	\$150,000		01/28/2021
			\$234,960	\$84,960	11/21/2023

Budget transfers performed to reflect campus project re-prioritization of the strategic execution plan.

Districtwide Initiatives

Sub-Project/Building Level Budget Transfer Log

Proj Ref	Project/Building Name	Established Budget	Current Budget	Variance	Approved Date
			\$562,655	\$327,695	12/26/2023
			\$541,476	\$(21,178)	07/29/2024
40J-225.01	District-wide Sustainability and Climate Action Roadmap -	\$274,400	\$274,400		07/03/2024
40J-226.00	UVC Light at Building HVAC Systems – East	\$660,770	\$660,770		12/22/2021
40J-227.00	Sustainability - Program Management - East	\$642,436	\$642,436		12/18/2023
40J-227.01	Sustainability, LED Upgrade - Lecture Halls G7	\$66,172	\$66,172		04/19/2023
			\$81,172	\$15,000	11/17/2023
40J-229.00	Infrastructure - Program Management – East	\$445,713	\$445,713		12/27/2023
40J-229.01	Infrastructure - Storm Water Line Replacement - Building I	\$993,276	\$993,276		08/08/2024
40J-229.02	Infrastructure - Storm Drain Replacement Math and Scien	\$1,457,961	\$1,457,961		04/19/2024
40J-229.03	Infrastructure - Domestic Water Pump Control Panel Repl	\$561,910	\$561,910		04/10/2024
40J-229.04	Infrastructure - Campus-Wide Electrical Vaults Retrofit - E	\$4,980,392	\$4,980,392		04/17/2024
40J-229.05	Infrastructure - Storm Drain Replacement at Parking Struc	\$603,173	\$603,173		06/10/2024
40J-230.00	Athletic Fields Program Management - East	\$112,297	\$112,297		01/22/2024
			\$459,543	\$347,246	10/10/2024
40J-232.01	Technology - Wi-Fi, Fiber, Copper Modernization - East	\$397,498	\$397,498		11/06/2024
40J-234.00	Building Management System - East	\$152,800	\$152,800		03/28/2024
40J-235.00	Digital Twin Meta-Tech Initiative - East	\$143,047	\$143,047		01/05/2024
			\$3,598,435	\$3,455,387	09/05/2024

Budget transfers performed to reflect campus project re-prioritization of the strategic execution plan.

Districtwide Initiatives

Sub-Project/Building Level Budget Transfer Log

Proj Ref	Project/Building Name	Established Budget	Current Budget	Variance	Approved Date
40J-301.02	M & DR - Harbor	\$815,313	\$815,313		08/13/2014
40J-301.03	Harbor - Parking Lot 6 / Carport Structure	\$19,179,790	\$19,179,790		01/01/2014
			\$20,558,438	\$1,378,648	07/31/2017
			\$20,552,621	\$(5,817)	05/07/2018
			\$20,503,262	\$(49,359)	07/28/2020
40J-301.04	Harbor - Parking Lot 7 / Carport Structure	\$815,370	\$815,370		01/01/2014
			\$820,594	\$5,224	07/31/2017
			\$820,977	\$382	05/07/2018
40J-301.05	Harbor - Parking Lot 8 / Carport Structure	\$10,951,521	\$10,951,521		08/01/2016
			\$11,608,203	\$656,681	07/31/2017
			\$11,613,638	\$5,435	05/07/2018
			\$11,613,138	\$(500)	11/30/2021
40J-302.00	Transportation and Accessibility Improvements - Harbor	\$1,912,324	\$1,912,324		06/30/2015
			\$2,412,324	\$500,000	05/23/2018
			\$2,413,477	\$1,153	11/08/2018
			\$2,412,941	\$(536)	02/14/2019
			\$2,279,303	\$(133,637)	06/03/2019
			\$2,429,574	\$150,270	06/07/2019
40J-302.01	Harbor - Trans and Accessibility Improvements	\$2,315,693	\$2,315,693		06/21/2016
			\$2,843,696	\$528,002	06/22/2020
40J-302.02	Harbor - TAI - Campus Wide Upgrades	\$4,959,290	\$4,959,290		02/27/2019
			\$3,667,319	\$(1,291,971)	02/02/2021
40J-305.00	Technology - Harbor	\$639,501	\$639,501		05/25/2016
40J-305.21	Virtualization and Data Storage - LAHC	\$510,141	\$510,141		01/17/2017
			\$431,863	\$(78,278)	01/27/2023
40J-305.32	IT Program Management - Harbor	\$357,301	\$357,301		06/10/2016
			\$635,769	\$278,468	08/22/2017
			\$637,928	\$2,159	11/08/2018
			\$635,769	\$(2,159)	02/14/2019
			\$1,841,296	\$1,205,526	06/12/2019

Budget transfers performed to reflect campus project re-prioritization of the strategic execution plan.

Districtwide Initiatives

Sub-Project/Building Level Budget Transfer Log

Proj Ref	Project/Building Name	Established Budget	Current Budget	Variance	Approved Date
			\$1,849,536	\$8,240	02/27/2023
			\$1,849,491	\$(44)	03/21/2023
			\$2,509,625	\$660,133	06/23/2023
			\$3,593,582	\$1,083,957	07/24/2023
40J-305.40	Core Network Deployment - LAHC	\$544,700	\$544,700		11/08/2018
			\$2,330,105	\$1,785,405	08/22/2017
			\$3,240,004	\$909,899	11/22/2022
40J-305.41	Audio Visual Classroom Deployment - LAHC	\$1,330,161	\$1,330,161		12/17/2019
			\$1,714,911	\$384,750	08/22/2017
			\$885,141	\$(829,769)	07/26/2024
40J-305.42	Physical Security Systems Deployment - LAHC	\$200,000	\$200,000		02/12/2018
			\$459,465	\$259,465	08/22/2017
40J-305.44	IT Network Modernization – Harbor	\$5,170,145	\$5,170,145		12/23/2021
40J-306.00	Anti-Graffiti Program - Harbor	\$191,379	\$191,379		01/01/2014
40J-307.00	Warranty Program - Harbor	\$268,172	\$268,172		05/17/2015
40J-308.00	Whole Building Commissioning - Harbor	\$1,657,980	\$1,657,980		05/17/2015
			\$1,618,623	\$(39,356)	08/18/2020
			\$1,910,910	\$292,286	07/02/2021
			\$1,913,727	\$2,817	12/05/2023
			\$1,937,727	\$23,999	08/06/2024
40J-309.00	Storm Water Implementation - Harbor	\$92,293	\$92,293		01/01/2014
			\$592,293	\$500,000	05/30/2018
			\$642,952	\$50,658	02/06/2019
			\$820,556	\$177,604	03/27/2020
			\$844,270	\$23,713	04/30/2024
			\$986,719	\$142,449	07/17/2024
40J-309.01	Storm Water Student Services & Science Lateral -Harbor	\$35,000	\$35,000		01/01/2014
			\$1,377	\$(33,623)	08/16/2018

Budget transfers performed to reflect campus project re-prioritization of the strategic execution plan.

Districtwide Initiatives

Sub-Project/Building Level Budget Transfer Log

Proj Ref	Project/Building Name	Established Budget	Current Budget	Variance	Approved Date
40J-309.02	Harbor Stormwater-Location #1 City Outfall	\$210,600	\$210,600 \$7,748	\$(202,852)	01/01/2014 08/16/2018
40J-309.03	Harbor Stormwater Location #2 Basin Bioretention	\$192,000	\$192,000 \$158,154 \$384,390	\$(33,846) \$226,236	01/01/2014 08/16/2018 08/31/2018
40J-309.04	Harbor Stormwater -Pre-Treatment	\$80,000	\$80,000 \$218,978 \$633,634	\$138,978 \$414,655	01/01/2014 08/16/2018 08/31/2018
40J-309.05	Harbor Stormwater - Location #3 Area C Bio-Filtration Plan	\$473,806	\$473,806 \$605,149 \$979,000	\$131,343 \$373,850	11/11/2016 08/16/2018 08/31/2018
40J-309.06	Harbor Stormwater - Central Underground Infiltration	\$2,375,715	\$2,375,715		05/09/2019
40J-309.07	Harbor Stormwater - Southern Campus Biofiltration	\$2,472,164	\$2,472,164		05/09/2019
40J-309.08	Harbor Stormwater - West Campus Underground Infiltration	\$4,883,761	\$4,883,761		05/09/2019
40J-309.09	Harbor Stormwater - Location 1 West Drainage Improvement	\$948,065	\$948,065		08/26/2020
40J-312.00	Energy Efficiency / Utility Infrastructure - Harbor	\$1,000,000	\$1,000,000 \$1,704,142 \$1,777,098 \$1,807,077 \$1,777,098 \$1,702,049 \$1,703,549	\$704,142 \$72,956 \$29,978 \$(29,978) \$(75,049) \$1,500	05/31/2018 12/11/2018 08/29/2019 01/25/2023 02/10/2023 09/13/2023 10/10/2023
40J-312.01	Energy Efficiency / Utility Infrastructure District Repairs - L	\$30,000	\$30,000 \$10,000	\$(20,000)	11/18/2020 08/09/2023
40J-312.02	Energy Efficiency / Utility Infrastructure Repairs - LAHC	\$953,100	\$953,100 \$1,231,540 \$1,261,519 \$1,493,517	\$278,440 \$29,978 \$231,997	12/04/2020 01/25/2023 02/10/2023 02/13/2024

Budget transfers performed to reflect campus project re-prioritization of the strategic execution plan.

Districtwide Initiatives

Sub-Project/Building Level Budget Transfer Log

Proj Ref	Project/Building Name	Established Budget	Current Budget	Variance	Approved Date
			\$2,173,153	\$679,636	03/19/2024
40J-313.01	Door Locks and Access Control - Harbor	\$500,000	\$500,000		07/11/2018
			\$1,162,409	\$662,408	10/24/2018
			\$395,780	\$(766,628)	12/22/2022
40J-313.02	Cameras and Video Surveillance - Harbor	\$1,620,750	\$1,620,750		07/25/2019
			\$0	\$(1,620,750)	11/26/2019
40J-313.03	Overhead Paging and Mass Notification - Harbor	\$225,000	\$225,000		07/11/2018
40J-313.05	Door Locks and Access Control Phase 2 - Harbor	\$8,770,336	\$8,770,336		05/27/2020
40J-314.01	Security Cameras Phase 1 - Harbor	\$1,620,750	\$1,620,750		11/22/2019
			\$1,829,665	\$208,914	03/31/2020
40J-315.01	Mass Notification Phase 1 - Harbor	\$927,050	\$927,050		05/14/2020
40J-318.00	Campus Wide Safety and Security Improvement	\$241,869	\$241,869		08/26/2020
40J-320.01	Security Network Infrastructure Phase 1 - Harbor	\$450,000	\$450,000		11/22/2019
40J-322.00	Energy Efficiency - Harbor	\$300,000	\$300,000		01/28/2021
			\$0	\$(300,000)	02/04/2023
40J-323.00	Alternative Energy - Harbor	\$300,000	\$300,000		01/28/2021
40J-324.00	New Emerging Technology - Harbor	\$300,000	\$300,000		01/28/2021
40J-325.00	Energy Studies & Reports - Harbor	\$150,000	\$150,000		01/28/2021
			\$229,515	\$79,515	11/21/2023
			\$480,785	\$251,270	12/26/2023
			\$490,964	\$10,178	07/29/2024
40J-325.01	District-wide Sustainability and Climate Action Roadmap -	\$178,800	\$178,800		07/03/2024

Budget transfers performed to reflect campus project re-prioritization of the strategic execution plan.

Districtwide Initiatives

Sub-Project/Building Level Budget Transfer Log

Proj Ref	Project/Building Name	Established Budget	Current Budget	Variance	Approved Date
40J-326.00	UVC Light at Building HVAC Systems – Harbor	\$636,449	\$636,449		12/29/2021
			\$746,969	\$110,520	09/13/2022
40J-327.00	Sustainability - Program Management - Harbor	\$376,681	\$376,681		12/18/2023
40J-327.01	Sustainability, LED Upgrade - Physical Education & Welln	\$215,353	\$215,353		04/19/2023
			\$250,213	\$34,860	11/28/2023
40J-329.00	Infrastructure - Program Management – Harbor	\$290,428	\$290,428		12/27/2023
40J-329.01	Infrastructure - Campus Wide Hydronic Lines Replacemer	\$36,578,279	\$36,578,279		04/02/2024
40J-329.02	Infrastructure - CDC Building Waste Line Replacement - I	\$3,416,514	\$3,416,514		07/16/2024
40J-330.00	Athletic Fields Program Management - Harbor	\$600,625	\$600,625		01/22/2024
			\$299,440	\$(301,185)	10/10/2024
40J-332.01	Technology - Wi-Fi, Fiber, Copper Modernization - Harbor	\$298,069	\$298,069		11/06/2024
40J-334.00	Building Management System - Harbor	\$105,000	\$105,000		03/28/2024
40J-335.00	Digital Twin Meta-Tech Initiative - Harbor	\$93,210	\$93,210		01/05/2024
			\$2,344,753	\$2,251,542	09/05/2024
40J-401.02	M & DR - Mission	\$589,476	\$589,476		08/13/2014
40J-401.03	Renewable Energy - Mission	\$798,220	\$798,220		10/20/2015
			\$785,357	\$(12,863)	07/24/2020
40J-401.04	Renewable Energy - Mission Energy Infrastructure Improv	\$3,100,250	\$3,100,250		10/20/2015
			\$0	\$(3,100,249)	10/18/2018
40J-402.00	Transportation and Accessibility Improvements - Mission	\$798,090	\$798,090		06/30/2015
			\$1,298,090	\$500,000	05/23/2018
			\$1,299,226	\$1,136	11/08/2018

Budget transfers performed to reflect campus project re-prioritization of the strategic execution plan.

Districtwide Initiatives

Sub-Project/Building Level Budget Transfer Log

Proj Ref	Project/Building Name	Established Budget	Current Budget	Variance	Approved Date
			\$1,298,697	\$(528)	02/14/2019
			\$1,384,064	\$85,366	06/03/2019
			\$1,612,869	\$228,805	06/07/2019
40J-402.01	Mission - Trans and Accessibility Parking & RWGPL	\$3,480,077	\$3,480,077		01/27/2017
			\$1,442,605	\$(2,037,471)	12/13/2018
40J-402.02	Mission - Transportation and Accessibility Improvements -	\$578,673	\$578,673		12/13/2018
			\$564,464	\$(14,209)	04/14/2022
			\$233,020	\$(331,443)	04/15/2022
40J-402.03	Mission - Transportation and Accessibility Improvements -	\$1,707,891	\$1,707,891		12/13/2018
			\$1,491,038	\$(216,852)	04/14/2022
40J-402.04	Mission - Transportation and Accessibility Improvements -	\$240,437	\$240,437		12/13/2018
			\$261,223	\$20,786	04/14/2022
40J-402.05	Mission - Transportation and Accessibility Improvements -	\$669,619	\$669,619		12/13/2018
			\$277,359	\$(392,260)	04/15/2022
40J-402.06	Mission - Transportation and Accessibility Improvements -	\$363,504	\$363,504		12/13/2018
			\$212,516	\$(150,987)	04/14/2022
40J-402.07	Mission - Transportation and Accessibility Improvements -	\$878,615	\$878,615		12/13/2018
			\$450,528	\$(428,087)	04/15/2022
40J-402.08	Mission - Transportation and Accessibility Improvements -	\$519,102	\$519,102		12/13/2018
			\$444,116	\$(74,985)	04/14/2022
40J-405.00	Technology - Mission	\$913,951	\$913,951		05/25/2016
40J-405.21	Virtualization and Data Storage - LAMC	\$331,155	\$331,155		01/17/2017
			\$299,670	\$(31,485)	01/27/2023
40J-405.32	IT Program Management - Mission	\$351,507	\$351,507		06/10/2016
			\$595,221	\$243,713	08/22/2017
			\$597,348	\$2,127	11/08/2018

Budget transfers performed to reflect campus project re-prioritization of the strategic execution plan.

Districtwide Initiatives

Sub-Project/Building Level Budget Transfer Log

Proj Ref	Project/Building Name	Established Budget	Current Budget	Variance	Approved Date
			\$595,221	\$(2,127)	02/14/2019
			\$1,783,218	\$1,187,996	06/12/2019
			\$1,791,294	\$8,076	02/27/2023
			\$2,441,829	\$650,534	06/23/2023
			\$3,510,024	\$1,068,194	07/24/2023
40J-405.40	Core Network Deployment - LAMC	\$544,050	\$544,050		11/08/2018
			\$1,730,138	\$1,186,088	08/22/2017
			\$1,714,038	\$(16,099)	08/08/2024
40J-405.41	Audio Visual Classroom Deployment - LAMC	\$1,039,048	\$1,039,048		12/17/2019
			\$1,091,548	\$52,500	08/22/2017
			\$590,153	\$(501,395)	07/26/2024
40J-405.42	Physical Security Systems Deployment - LAMC	\$175,000	\$175,000		02/12/2018
			\$385,791	\$210,791	08/22/2017
40J-405.43	IT, Security and Sustainability Infrastructure - Mission	\$1,140,343	\$1,140,343		06/03/2021
			\$130,451	\$(1,009,891)	07/26/2024
			\$166,225	\$35,773	08/16/2024
40J-405.44	IT Network Modernization – Mission	\$3,327,099	\$3,327,099		12/23/2021
40J-406.00	Anti-Graffiti Program - Mission	\$51,508	\$51,508		01/01/2014
			\$70,699	\$19,191	09/08/2021
			\$51,508	\$(19,191)	10/17/2023
40J-407.00	Warranty Program - Mission	\$264,303	\$264,303		05/17/2015
40J-408.00	Whole Building Commissioning - Mission	\$2,134,994	\$2,134,994		05/17/2015
			\$2,099,906	\$(35,087)	08/18/2020
			\$2,387,943	\$288,036	07/02/2021
			\$2,390,719	\$2,776	12/05/2023
			\$2,414,370	\$23,650	08/06/2024
40J-409.00	Storm Water Implementation - Mission	\$109,039	\$109,039		06/22/2016
			\$609,039	\$500,000	05/30/2018
			\$633,362	\$24,322	02/06/2019
			\$918,767	\$285,405	05/26/2020

Budget transfers performed to reflect campus project re-prioritization of the strategic execution plan.

Districtwide Initiatives

Sub-Project/Building Level Budget Transfer Log

Proj Ref	Project/Building Name	Established Budget	Current Budget	Variance	Approved Date
			\$939,946	\$21,179	04/30/2024
			\$922,369	\$(17,577)	07/17/2024
40J-409.02	Zone 4 Storm Chamber Retention System	\$1,614,937	\$1,614,937		01/27/2017
			\$863,462	\$(751,474)	09/28/2018
40J-409.03	Zone 5 Swale with Gravel Detention Basin	\$790	\$790		09/14/2016
40J-409.04	Stormwater Mitigation - South Arroyo	\$8,618,371	\$8,618,371		05/10/2019
			\$4,338,260	\$(4,280,110)	03/17/2022
40J-409.05	Northwest Parking Structure Site Drainage - Storm Water	\$872,314	\$872,314		03/31/2020
			\$1,120,333	\$248,019	03/10/2022
40J-412.00	Energy Efficiency / Utility Infrastructure - Mission	\$1,000,000	\$1,000,000		05/31/2018
			\$1,151,186	\$151,185	12/11/2018
			\$1,226,514	\$75,328	08/29/2019
			\$1,126,514	\$(100,000)	02/08/2022
			\$990,994	\$(135,519)	09/13/2023
40J-412.01	Energy Efficiency / Utility Infrastructure District Repairs - L	\$7,500	\$7,500		11/18/2020
			\$11,200	\$3,700	08/09/2023
40J-412.02	Energy Efficiency / Utility Infrastructure Repairs - LAMC	\$404,700	\$404,700		12/31/2020
40J-413.01	Door Locks and Access Control - Mission	\$500,000	\$500,000		07/11/2018
			\$1,515,700	\$1,015,699	10/24/2018
			\$490,155	\$(1,025,545)	03/07/2022
40J-413.02	Cameras and Video Surveillance - Mission	\$1,882,430	\$1,882,430		07/25/2019
			\$0	\$(1,882,430)	11/26/2019
40J-413.03	Overhead Paging and Mass Notification - Mission	\$225,000	\$225,000		07/11/2018
40J-413.05	Door Locks and Access Control Phase 2 - Mission	\$4,589,027	\$4,589,027		05/27/2020
40J-414.01	Security Cameras Phase 1 - Mission	\$1,882,430	\$1,882,430		11/22/2019

Budget transfers performed to reflect campus project re-prioritization of the strategic execution plan.

Districtwide Initiatives

Sub-Project/Building Level Budget Transfer Log

Proj Ref	Project/Building Name	Established Budget	Current Budget	Variance	Approved Date
			\$2,125,075	\$242,645	03/31/2020
40J-415.01	Mass Notification Phase 1 - Mission	\$1,209,397	\$1,209,397		05/14/2020
40J-420.01	Security Network Infrastructure Phase 1 - Mission	\$600,000	\$600,000		11/22/2019
40J-422.00	Energy Efficiency - Mission	\$300,000	\$300,000		01/28/2021
			\$0	\$(300,000)	09/05/2024
40J-423.00	Alternative Energy - Mission	\$300,000	\$300,000		01/28/2021
40J-424.00	New Emerging Technology - Mission	\$300,000	\$300,000		01/28/2021
40J-425.00	Energy Studies & Reports - Mission	\$150,000	\$150,000		01/28/2021
			\$193,600	\$43,600	11/21/2023
			\$361,812	\$168,212	12/26/2023
40J-425.01	District-wide Sustainability and Climate Action Roadmap -	\$176,200	\$176,200		07/03/2024
40J-426.00	UVC Light at Building HVAC Systems – Mission	\$40,100	\$40,100		04/08/2022
40J-427.00	Sustainability - Program Management - Mission	\$370,410	\$370,410		12/18/2023
40J-427.01	Sustainability, LED Upgrade - Collaborative Studies Buildi	\$65,787	\$65,787		04/19/2023
			\$81,403	\$15,616	11/30/2023
40J-429.00	Infrastructure - Program Management – Mission	\$286,205	\$286,205		12/27/2023
40J-429.02	Infrastructure - Campus-Wide Hydronic Lines Repair & Flt	\$2,647,203	\$2,647,203		12/13/2023
40J-429.03	Infrastructure - Culinary Arts Grease Interceptor Replacem	\$2,952,543	\$2,952,543		12/20/2023
40J-429.04	Infrastructure - Campus-Wide Electrical Replacement - Mi	\$6,469,077	\$6,469,077		04/17/2024

Budget transfers performed to reflect campus project re-prioritization of the strategic execution plan.

Districtwide Initiatives

Sub-Project/Building Level Budget Transfer Log

Proj Ref	Project/Building Name	Established Budget	Current Budget	Variance	Approved Date
40J-429.05	Infrastructure - Campus-Wide Site Lighting Replacement -	\$6,852,316	\$6,852,316		04/17/2024
40J-430.00	Athletic Fields Program Management - Mission	\$868,834	\$868,834		01/22/2024
			\$295,086	\$(573,748)	10/10/2024
40J-430.01	Athletic Fields - Multi-Purpose Field w/Track - Mission	\$9,693,090	\$9,693,090		04/25/2024
40J-430.02	Athletic Fields - Softball Fields - Mission	\$4,095,312	\$4,095,312		04/30/2024
40J-430.03	Athletic Fields - Tennis Courts - Mission	\$3,199,050	\$3,199,050		04/30/2024
40J-430.04	Athletic Fields - Restroom Building - Mission	\$6,194,995	\$6,194,995		04/30/2024
40J-430.05	Athletic Fields - Concessions Building - Mission	\$5,745,663	\$5,745,663		04/30/2024
40J-430.06	Athletic Fields - Parking Lot - Mission	\$8,340,475	\$8,340,475		04/30/2024
40J-430.07	Athletic Fields - Baseball Field Renovation - Mission	\$1,078,815	\$1,078,815		04/30/2024
40J-432.01	Technology - Wi-Fi, Fiber, Copper Modernization - Missior	\$348,834	\$348,834		11/06/2024
40J-434.00	Building Management System - Mission	\$103,700	\$103,700		03/28/2024
40J-435.00	Digital Twin Meta-Tech Initiative - Mission	\$91,855	\$91,855		01/05/2024
			\$2,310,657	\$2,218,801	09/05/2024
40J-501.02	M & DR - Pierce	\$1,022,027	\$1,022,027		08/13/2014
40J-501.03	Pierce - Parking Lot 4 PV / Carport Structure	\$5,957,406	\$5,957,406		01/26/2017
			\$6,290,267	\$332,861	07/31/2017
40J-501.04	Pierce - Parking Lot 6 PV / Carport Structure	\$4,692,179	\$4,692,179		01/26/2017
			\$4,332,031	\$(360,148)	08/07/2020

Budget transfers performed to reflect campus project re-prioritization of the strategic execution plan.

Districtwide Initiatives

Sub-Project/Building Level Budget Transfer Log

Proj Ref	Project/Building Name	Established Budget	Current Budget	Variance	Approved Date
40J-501.05	Pierce - Near Net Zero Central Plant at M&O	\$8,275,841	\$8,275,841		01/26/2017
			\$8,069,100	\$(206,741)	08/07/2020
40J-501.06	Pierce - Parking Lot 1 PV / Carport Structure	\$347,082	\$347,082		01/26/2017
			\$213,279	\$(133,802)	08/07/2020
40J-501.07	Pierce - Parking Lot 8 PV / Carport Structure	\$608,646	\$608,646		01/26/2017
			\$277,365	\$(331,281)	08/07/2020
40J-501.08	Pierce – M&O Solar PV System Upgrades	\$860,023	\$860,023		05/09/2022
40J-502.00	Transportation and Accessibility Improvements - Pierce	\$1,184,326	\$1,184,326		06/30/2015
			\$1,684,326	\$500,000	05/23/2018
			\$1,686,130	\$1,804	11/08/2018
			\$1,685,291	\$(839)	02/14/2019
			\$1,822,211	\$136,919	06/03/2019
			\$2,185,546	\$363,335	06/07/2019
40J-502.01	Pierce - Trans and Accessibility Improvements	\$4,960,300	\$4,960,300		01/26/2017
			\$3,987,196	\$(973,104)	09/13/2022
40J-502.02	Pierce - TAI - Arts Complex	\$9,935,286	\$9,935,286		04/26/2019
			\$2,591,032	\$(7,344,254)	10/11/2021
			\$2,642,166	\$51,134	11/01/2021
40J-502.03	Pierce - TAI - Stadium	\$2,768,361	\$2,768,361		04/26/2019
			\$4,796,984	\$2,028,623	10/11/2021
			\$4,847,685	\$50,700	11/01/2021
			\$4,625,492	\$(222,192)	05/22/2023
40J-502.04	Pierce - TAI - Arboretum / Horticulture	\$777,214	\$777,214		04/26/2019
			\$333,292	\$(443,921)	10/04/2021
			\$387,614	\$54,321	11/01/2021
			\$421,768	\$34,154	10/12/2022
40J-502.05	Pierce - TAI - Wayfinding	\$499,241	\$499,241		04/26/2019
40J-502.06	Pierce - TAI - Avenue of Champions	\$1,060,012	\$1,060,012		04/26/2019

Budget transfers performed to reflect campus project re-prioritization of the strategic execution plan.

Districtwide Initiatives

Sub-Project/Building Level Budget Transfer Log

Proj Ref	Project/Building Name	Established Budget	Current Budget	Variance	Approved Date
			\$469,535	\$(590,477)	10/04/2021
			\$523,818	\$54,283	11/01/2021
			\$608,903	\$85,084	08/11/2022
			\$831,096	\$222,192	05/22/2023
40J-502.08	Pierce - TAI - Campus-Wide Remedial Work	\$163,947	\$163,947		03/14/2023
40J-505.00	Technology - Pierce	\$632,984	\$632,984		05/25/2016
40J-505.21	Virtualization and Data Storage - LAPC	\$353,632	\$353,632		01/17/2017
			\$309,045	\$(44,586)	01/27/2023
40J-505.32	IT Program Management - Pierce	\$418,837	\$418,837		06/10/2016
			\$876,016	\$457,179	08/22/2017
			\$879,395	\$3,378	11/08/2018
			\$876,016	\$(3,378)	02/14/2019
			\$2,762,518	\$1,886,501	06/12/2019
			\$2,775,343	\$12,825	02/27/2023
			\$3,808,371	\$1,033,028	06/23/2023
			\$5,504,631	\$1,696,259	07/24/2023
40J-505.33	Physical Security and Hardware - Pierce	\$3,000,000	\$3,000,000		01/26/2017
			\$2,880,875	\$(119,125)	03/07/2022
40J-505.40	Core Network Deployment - LAPC	\$569,950	\$569,950		11/08/2018
			\$2,665,038	\$2,095,088	08/22/2017
			\$2,642,199	\$(22,839)	08/08/2024
40J-505.41	Audio Visual Classroom Deployment - LAPC	\$1,039,048	\$1,039,048		12/17/2019
			\$1,461,917	\$422,868	08/22/2017
			\$937,585	\$(524,332)	07/26/2024
40J-505.42	Physical Security Systems Deployment - LAPC	\$275,000	\$275,000		02/12/2018
			\$590,760	\$315,760	08/22/2017
40J-505.43	IT, Security and Sustainability Infrastructure - Pierce	\$490,149	\$490,149		06/03/2021
			\$137,016	\$(353,132)	07/26/2024
			\$144,336	\$7,319	08/16/2024

Budget transfers performed to reflect campus project re-prioritization of the strategic execution plan.

Districtwide Initiatives

Sub-Project/Building Level Budget Transfer Log

Proj Ref	Project/Building Name	Established Budget	Current Budget	Variance	Approved Date
40J-505.44	IT Network Modernization – Pierce	\$8,922,015	\$8,922,015		12/23/2021
40J-506.00	Anti-Graffiti Program - Pierce	\$107,258	\$107,258		01/01/2014
40J-507.00	Warranty Program - Pierce	\$419,824	\$419,824		05/17/2015
40J-508.00	Whole Building Commissioning - Pierce	\$2,595,568	\$2,595,568		05/17/2015
			\$2,628,692	\$33,124	08/18/2020
			\$3,086,085	\$457,392	07/02/2021
			\$3,090,494	\$4,408	12/05/2023
			\$3,128,051	\$37,556	08/06/2024
40J-509.00	Storm Water Implementation - Pierce	\$259,804	\$259,804		01/01/2014
			\$759,804	\$500,000	05/30/2018
			\$783,321	\$23,516	02/06/2019
			\$1,041,726	\$258,405	05/26/2020
			\$1,076,726	\$35,000	10/29/2020
			\$1,129,190	\$52,463	04/30/2024
			\$1,465,389	\$336,199	07/17/2024
			\$1,501,355	\$35,966	09/17/2024
40J-509.01	Pierce Storm water	\$3,413,997	\$3,413,997		01/26/2017
			\$1,259,655	\$(2,154,341)	04/05/2022
40J-509.02	Stadium Parking Lot 5 Biofiltration	\$2,307,255	\$2,307,255		04/25/2019
			\$2,342,662	\$35,407	08/14/2023
			\$2,307,255	\$(35,407)	08/16/2023
40J-509.03	Parking Lot 8 Biofiltration	\$1,407,505	\$1,407,505		04/25/2019
			\$3,913	\$(1,403,592)	10/26/2021
40J-509.04	North Equestrian Area Biofiltration	\$1,636,483	\$1,636,483		04/25/2019
			\$3,454	\$(1,633,029)	10/26/2021
40J-509.05	Northeast North - Storm Water Implementation	\$2,170,875	\$2,170,875		10/27/2021
			\$2,414,899	\$244,024	08/14/2023
			\$2,170,875	\$(244,024)	08/21/2023

Budget transfers performed to reflect campus project re-prioritization of the strategic execution plan.

Districtwide Initiatives

Sub-Project/Building Level Budget Transfer Log

Proj Ref	Project/Building Name	Established Budget	Current Budget	Variance	Approved Date
40J-509.06	Northeast South- Storm Water Implementation	\$1,710,150	\$1,710,150		10/27/2021
			\$1,907,416	\$197,266	08/14/2023
			\$1,710,150	\$(197,266)	08/21/2023
40J-512.00	Energy Efficiency / Utility Infrastructure - Pierce	\$1,000,000	\$1,000,000		05/31/2018
			\$2,111,393	\$1,111,393	12/11/2018
			\$2,092,187	\$(19,206)	08/29/2019
			\$1,992,187	\$(100,000)	02/08/2022
			\$1,862,042	\$(130,144)	09/13/2023
40J-512.01	Energy Efficiency / Utility Infrastructure District Repairs - L	\$17,500	\$17,500		11/18/2020
			\$371,100	\$353,600	08/09/2023
40J-512.02	Energy Efficiency / Utility Infrastructure Repairs - LAPC	\$3,441,090	\$3,441,090		01/28/2021
40J-513.01	Door Locks and Access Control - Pierce	\$500,000	\$500,000		07/11/2018
			\$921,772	\$421,772	10/24/2018
			\$393,569	\$(528,203)	03/07/2022
40J-513.02	Cameras and Video Surveillance - Pierce	\$2,019,630	\$2,019,630		07/25/2019
			\$0	\$(2,019,630)	11/26/2019
40J-513.03	Overhead Paging and Mass Notification - Pierce	\$225,000	\$225,000		07/11/2018
40J-513.05	Door Locks and Access Control Phase 2 - Pierce	\$13,536,091	\$13,536,091		05/27/2020
40J-514.01	Security Cameras Phase 1 - Pierce	\$2,019,630	\$2,019,630		11/22/2019
			\$2,279,960	\$260,330	03/31/2020
40J-515.01	Mass Notification Phase 1 - Pierce	\$1,491,742	\$1,491,742		05/14/2020
40J-520.01	Security Network Infrastructure Phase 1 - Pierce	\$450,000	\$450,000		11/22/2019
40J-522.00	Energy Efficiency - Pierce	\$300,000	\$300,000		01/28/2021
			\$0	\$(300,000)	09/05/2024

Budget transfers performed to reflect campus project re-prioritization of the strategic execution plan.

Districtwide Initiatives

Sub-Project/Building Level Budget Transfer Log

Proj Ref	Project/Building Name	Established Budget	Current Budget	Variance	Approved Date
40J-523.00	Alternative Energy - Pierce	\$300,000	\$300,000		01/28/2021
40J-524.00	New Emerging Technology - Pierce	\$300,000	\$300,000		01/28/2021
40J-525.00	Energy Studies & Reports - Pierce	\$150,000	\$150,000		01/28/2021
			\$232,100	\$82,100	11/21/2023
			\$502,523	\$270,423	12/26/2023
			\$492,523	\$(10,000)	07/29/2024
40J-525.01	District-wide Sustainability and Climate Action Roadmap -	\$279,800	\$279,800		07/03/2024
40J-526.00	UVC Light at Building HVAC Systems – Pierce	\$1,048,268	\$1,048,268		12/29/2021
			\$43,736	\$(1,004,531)	09/13/2022
			\$45,886	\$2,150	09/05/2023
			\$46,986	\$1,100	12/19/2024
40J-527.00	Sustainability - Program Management - Pierce	\$482,513	\$482,513		12/18/2023
40J-527.01	Sustainability, LED Upgrade - College Services Building	\$229,187	\$229,187		04/19/2023
			\$272,476	\$43,289	11/28/2023
			\$247,097	\$(25,379)	12/13/2024
40J-529.00	Infrastructure - Program Management – Pierce	\$454,485	\$454,485		12/27/2023
40J-529.02	Infrastructure - Flooding at Alder Building - Pierce	\$3,392,957	\$3,392,957		06/10/2024
40J-530.00	Athletic Fields Program Management - Pierce	\$389,966	\$389,966		01/22/2024
			\$468,587	\$78,620	10/10/2024
40J-530.01	Athletic Fields - Baseball Field Upgrades - Pierce	\$8,851,505	\$8,851,505		06/06/2024
40J-530.02	Athletic Fields - New Softball Field - Pierce	\$5,843,085	\$5,843,085		06/06/2024
40J-530.03	Athletic Fields - New Field House/Concessions - Pierce	\$6,326,252	\$6,326,252		06/06/2024
40J-531.00	Student Housing - Pierce	\$800,000	\$800,000		09/20/2023

Budget transfers performed to reflect campus project re-prioritization of the strategic execution plan.

Districtwide Initiatives

Sub-Project/Building Level Budget Transfer Log

Proj Ref	Project/Building Name	Established Budget	Current Budget	Variance	Approved Date
40J-532.01	Technology - Wi-Fi, Fiber, Copper Modernization - Pierce	\$373,139	\$373,139		11/06/2024
40J-534.00	Building Management System - Pierce	\$155,800	\$155,800		03/28/2024
40J-535.00	Digital Twin Meta-Tech Initiative - Pierce	\$145,863	\$145,863		01/05/2024
			\$3,669,249	\$3,523,386	09/05/2024
40J-601.02	M & DR - Southwest	\$764,867	\$764,867		08/13/2014
40J-601.03	Southwest - Parking Lot 1 / Carport Structure	\$5,300,683	\$5,300,683		01/26/2017
			\$5,899,987	\$599,303	07/31/2017
40J-601.04	Southwest - Parking Lot 1 / Infrastructure	\$484,526	\$484,526		01/26/2017
			\$480,838	\$(3,687)	07/29/2020
40J-601.05	Southwest - Parking Lot 3 / Infrastructure	\$2,713,671	\$2,713,671		01/26/2017
			\$2,404,326	\$(309,344)	07/29/2020
40J-601.06	Southwest – Parking Lot (8) Solar PV System - Phase II	\$2,142,546	\$2,142,546		08/11/2020
			\$2,353,419	\$210,873	10/06/2021
40J-601.07	Southwest – M&O Solar PV System Upgrades	\$371,806	\$371,806		08/11/2020
40J-601.08	Southwest - Parking Lot (8) Solar PV System - Phase II - I	\$558,901	\$558,901		05/30/2023
40J-602.00	Transportation and Accessibility Improvements - Southwest	\$1,139,613	\$1,139,613		06/30/2015
			\$1,639,613	\$500,000	05/23/2018
			\$1,640,753	\$1,139	11/08/2018
			\$1,640,223	\$(529)	02/14/2019
			\$1,680,852	\$40,629	06/03/2019
			\$1,910,177	\$229,324	06/07/2019
40J-602.01	Southwest - Trans and Accessibility Improvements	\$934,678	\$934,678		01/26/2017
			\$934,678	\$0	12/17/2024

Budget transfers performed to reflect campus project re-prioritization of the strategic execution plan.

Districtwide Initiatives

Sub-Project/Building Level Budget Transfer Log

Proj Ref	Project/Building Name	Established Budget	Current Budget	Variance	Approved Date
40J-602.02	Southwest - TAI - Campus Sidewalks	\$688,755	\$688,755		01/31/2019
			\$1,637,709	\$948,954	11/05/2021
40J-605.00	Technology - Southwest	\$665,645	\$665,645		05/25/2016
40J-605.21	Virtualization and Data Storage - LASC	\$475,264	\$475,264		01/17/2017
			\$385,858	\$(89,406)	01/27/2023
40J-605.32	IT Program Management - Southwest	\$342,889	\$342,889		06/10/2016
			\$597,532	\$254,643	08/22/2017
			\$599,665	\$2,132	11/08/2018
			\$597,532	\$(2,132)	02/14/2019
			\$1,788,226	\$1,190,693	06/12/2019
			\$1,796,321	\$8,094	02/27/2023
			\$2,448,333	\$652,011	06/23/2023
			\$3,518,952	\$1,070,619	07/24/2023
40J-605.33	Physical Security and Hardware - Southwest	\$126,222	\$126,222		02/26/2016
40J-605.40	Core Network Deployment - LASC	\$544,150	\$544,150		11/08/2018
			\$2,094,380	\$1,550,230	08/22/2017
			\$2,073,186	\$(21,193)	08/08/2024
40J-605.41	Audio Visual Classroom Deployment - LASC	\$591,478	\$591,478		12/17/2019
			\$805,228	\$213,750	08/22/2017
			\$867,228	\$62,000	07/15/2019
			\$767,228	\$(100,000)	07/26/2024
40J-605.42	Physical Security Systems Deployment - LASC	\$175,000	\$175,000		02/12/2018
			\$450,639	\$275,639	08/22/2017
40J-605.43	IT, Security and Sustainability Infrastructure - Southwest	\$1,391,146	\$1,391,146		06/03/2021
			\$197,809	\$(1,193,337)	07/26/2024
			\$230,923	\$33,114	08/16/2024
40J-605.44	IT Network Modernization – Southwest	\$3,396,004	\$3,396,004		12/22/2021
40J-606.00	Anti-Graffiti Program - Southwest	\$134,406	\$134,406		01/01/2014

Budget transfers performed to reflect campus project re-prioritization of the strategic execution plan.

Districtwide Initiatives

Sub-Project/Building Level Budget Transfer Log

Proj Ref	Project/Building Name	Established Budget	Current Budget	Variance	Approved Date
			\$115,215	\$(19,191)	09/08/2021
			\$134,406	\$19,191	10/17/2023
40J-607.00	Warranty Program - Southwest	\$264,920	\$264,920		05/17/2015
40J-608.00	Whole Building Commissioning - Southwest	\$1,637,869	\$1,637,869		05/17/2015
			\$1,702,922	\$65,052	08/18/2020
			\$1,991,612	\$288,690	07/02/2021
			\$1,994,395	\$2,782	12/05/2023
			\$2,018,100	\$23,704	08/06/2024
40J-609.00	Storm Water Implementation - Southwest	\$136,101	\$136,101		09/14/2016
			\$636,101	\$500,000	05/30/2018
			\$656,960	\$20,858	02/06/2019
			\$842,763	\$185,803	05/26/2020
			\$906,399	\$63,636	07/17/2024
40J-609.01	Storm Water Campus Wide Collection System-Southwest	\$1,007,624	\$1,007,624		01/26/2017
40J-609.02	Storm Water Pony Wall - Southwest	\$417,435	\$417,435		01/26/2017
40J-609.03	Southwest Stormwater - East Campus Underground Infiltration	\$4,731,357	\$4,731,357		06/04/2019
			\$3,584,400	\$(1,146,957)	08/03/2023
40J-609.04	Southwest Stormwater - Electrical Substation Drainage Im	\$754,754	\$754,754		06/04/2019
			\$802,986	\$48,231	08/08/2023
40J-609.05	Southwest Stormwater - West Campus Underground Infiltration	\$8,031,579	\$8,031,579		02/28/2020
			\$2,216	\$(8,029,363)	11/03/2021
40J-609.06	Southwest Stormwater - Central Campus Underground Infiltration	\$11,214,657	\$11,214,657		02/05/2020
			\$5,968	\$(11,208,689)	11/03/2021
40J-609.07	Southwest Stormwater - M&O Wash Down Area	\$746,524	\$746,524		02/05/2020
			\$1,099,538	\$353,014	08/17/2023
40J-609.08	Southwest Stormwater - Football Bleachers Erosion Contr	\$1,628,593	\$1,628,593		02/28/2020

Budget transfers performed to reflect campus project re-prioritization of the strategic execution plan.

Districtwide Initiatives

Sub-Project/Building Level Budget Transfer Log

Proj Ref	Project/Building Name	Established Budget	Current Budget	Variance	Approved Date
			\$1,962,254	\$333,660	07/31/2023
40J-609.09	Southwest Stormwater - Elevator Areas Drainage Improve	\$644,104	\$644,104		02/05/2020
			\$1,339,459	\$695,355	09/21/2023
40J-612.00	Energy Efficiency / Utility Infrastructure - Southwest	\$1,000,000	\$1,000,000		05/31/2018
			\$1,431,035	\$431,034	12/11/2018
			\$1,505,998	\$74,963	08/29/2019
			\$1,258,233	\$(247,764)	09/13/2023
40J-612.01	Energy Efficiency / Utility Infrastructure District Repairs - L	\$125,500	\$125,500		11/18/2020
			\$7,700	\$(117,800)	08/09/2023
40J-612.02	Energy Efficiency / Utility Infrastructure Repairs - LASC	\$158,400	\$158,400		11/03/2020
40J-613.01	Door Locks and Access Control - Southwest	\$500,000	\$500,000		07/11/2018
			\$799,552	\$299,551	10/24/2018
			\$131,680	\$(667,871)	03/07/2022
40J-613.02	Cameras and Video Surveillance - Southwest	\$1,435,400	\$1,435,400		07/25/2019
			\$0	\$(1,435,400)	11/26/2019
40J-613.03	Overhead Paging and Mass Notification - Southwest	\$225,000	\$225,000		07/11/2018
40J-613.05	Door Locks and Access Control Phase 2 - Southwest	\$6,987,704	\$6,987,704		05/27/2020
40J-614.01	Security Cameras Phase 1 - Southwest	\$1,935,400	\$1,935,400		11/22/2019
			\$2,184,873	\$249,473	03/31/2020
40J-615.01	Mass Notification Phase 1 - Southwest	\$927,050	\$927,050		05/14/2020
40J-620.01	Security Network Infrastructure Phase 1 - Southwest	\$450,000	\$450,000		11/22/2019
40J-622.00	Energy Efficiency - Southwest	\$300,000	\$300,000		01/28/2021
			\$0	\$(300,000)	09/05/2024

Budget transfers performed to reflect campus project re-prioritization of the strategic execution plan.

Districtwide Initiatives

Sub-Project/Building Level Budget Transfer Log

Proj Ref	Project/Building Name	Established Budget	Current Budget	Variance	Approved Date
40J-623.00	Alternative Energy - Southwest	\$300,000	\$300,000		01/28/2021
40J-624.00	New Emerging Technology - Southwest	\$300,000	\$300,000		01/28/2021
40J-625.00	Energy Studies & Reports - Southwest	\$150,000	\$150,000		01/28/2021
			\$195,910	\$45,910	11/21/2023
			\$418,878	\$222,967	12/26/2023
			\$408,878	\$(10,000)	07/29/2024
40J-625.01	District-wide Sustainability and Climate Action Roadmap -	\$176,600	\$176,600		07/03/2024
40J-626.00	UVC Light at Building HVAC Systems – Southwest	\$430,351	\$430,351		12/29/2021
			\$535,286	\$104,934	09/13/2022
40J-627.00	Sustainability - Program Management - Southwest	\$286,137	\$286,137		12/18/2023
40J-627.01	Sustainability, LED Upgrade - Athletic Field House	\$144,039	\$144,039		04/19/2023
			\$171,519	\$27,480	12/11/2023
40J-629.00	Infrastructure - Program Management – Southwest	\$286,855	\$286,855		12/27/2023
40J-629.02	Infrastructure - Campus-Wide Hydronic Lines Replacemer	\$29,666,761	\$29,666,761		06/10/2024
40J-630.00	Athletic Fields Program Management - Southwest	\$577,263	\$577,263		01/22/2024
			\$295,756	\$(281,507)	10/10/2024
40J-632.01	Technology - Wi-Fi, Fiber, Copper Modernization - Southw	\$373,065	\$373,065		11/06/2024
40J-634.00	Building Management System - Southwest	\$103,900	\$103,900		03/28/2024
40J-635.00	Digital Twin Meta-Tech Initiative - Southwest	\$92,063	\$92,063		01/05/2024
			\$2,315,902	\$2,223,838	09/05/2024
40J-701.02	M & DR - Trade	\$688,647	\$688,647		08/13/2014

Budget transfers performed to reflect campus project re-prioritization of the strategic execution plan.

Districtwide Initiatives

Sub-Project/Building Level Budget Transfer Log

Proj Ref	Project/Building Name	Established Budget	Current Budget	Variance	Approved Date
40J-701.03	Trade - Building "F" PV	\$1,507,652	\$1,507,652		09/14/2016
			\$1,477,695	\$(29,956)	11/02/2021
40J-701.04	Trade - Demand Side Management (DSM)	\$1,175,316	\$1,175,316		01/01/2014
40J-701.05	Trade- East Parking Structure Addittional PV	\$1,041,515	\$1,041,515		08/01/2016
40J-701.06	Culinary Building Solar PV	\$2,806,022	\$2,806,022		05/25/2016
			\$2,617,858	\$(188,164)	10/23/2019
			\$1,117,858	\$(1,500,000)	09/01/2021
			\$446,291	\$(671,567)	01/18/2022
40J-701.07	Campus Wide Energy Management Infrastructure and Sy	\$5,598,968	\$5,598,968		09/19/2016
40J-701.08	D3 - Student Support Center - Solar PV	\$188,164	\$188,164		10/28/2019
40J-702.00	Transportation and Accessibility Improvements - Trade	\$1,232,241	\$1,232,241		06/30/2015
			\$1,732,241	\$500,000	05/23/2018
			\$1,733,855	\$1,613	11/08/2018
			\$1,733,104	\$(750)	02/14/2019
			\$1,744,092	\$10,987	06/03/2019
			\$2,068,991	\$324,898	06/07/2019
40J-702.01	Trade - Trans and Accessibility Improvements	\$7,792,942	\$7,792,942		05/25/2016
			\$7,842,942	\$50,000	03/26/2018
			\$6,704,986	\$(1,137,956)	08/10/2022
40J-702.02	Trade - Barrier Removal - Path of Travel	\$6,780,856	\$6,780,856		03/21/2019
40J-702.03	Trade - Barrier Removal - Elevators	\$1,512,000	\$1,512,000		03/21/2019
			\$2,260,489	\$748,488	06/30/2023
40J-702.04	Trade - Barrier Removal - Signage	\$5,846,393	\$5,846,393		03/19/2019
			\$4,234,743	\$(1,611,649)	10/26/2023
40J-705.00	Technology - Trade	\$713,665	\$713,665		05/25/2016

Budget transfers performed to reflect campus project re-prioritization of the strategic execution plan.

Districtwide Initiatives

Sub-Project/Building Level Budget Transfer Log

Proj Ref	Project/Building Name	Established Budget	Current Budget	Variance	Approved Date
40J-705.21	Virtualization and Data Storage - LATTC	\$555,571	\$555,571		01/17/2017
			\$582,649	\$27,078	07/11/2018
			\$580,583	\$(2,066)	01/27/2023
40J-705.32	IT Program Management - Trade	\$413,761	\$413,761		06/10/2016
			\$792,841	\$379,080	08/22/2017
			\$795,863	\$3,021	11/08/2018
			\$792,841	\$(3,021)	02/14/2019
			\$2,479,770	\$1,686,928	06/12/2019
			\$2,491,238	\$11,468	02/27/2023
			\$3,414,983	\$923,744	06/23/2023
40J-705.40	Core Network Deployment - LATTC	\$562,550	\$562,550		11/08/2018
			\$2,247,962	\$1,685,411	08/22/2017
40J-705.41	Audio Visual Classroom Deployment - LATTC	\$918,077	\$918,077		12/17/2019
			\$1,253,721	\$335,644	08/22/2017
			\$848,287	\$(405,433)	07/26/2024
40J-705.42	Physical Security Systems Deployment - LATTC	\$300,000	\$300,000		02/12/2018
			\$730,405	\$430,404	08/22/2017
40J-705.43	IT, Security and Sustainability Infrastructure - Trade	\$871,518	\$871,518		06/03/2021
			\$168,162	\$(703,356)	07/26/2024
40J-705.44	IT Network Modernization – Trade	\$5,278,574	\$5,278,574		12/22/2021
40J-706.00	Anti-Graffiti Program - Trade	\$162,046	\$162,046		01/01/2014
40J-707.00	Warranty Program - Trade	\$375,299	\$375,299		05/17/2015
40J-708.00	Whole Building Commissioning - Trade	\$2,320,372	\$2,320,372		05/17/2015
			\$2,333,791	\$13,419	08/18/2020
			\$2,742,797	\$409,005	07/02/2021
			\$2,746,739	\$3,942	12/05/2023
			\$2,780,323	\$33,583	08/06/2024

Budget transfers performed to reflect campus project re-prioritization of the strategic execution plan.

Districtwide Initiatives

Sub-Project/Building Level Budget Transfer Log

Proj Ref	Project/Building Name	Established Budget	Current Budget	Variance	Approved Date
40J-709.00	Storm Water Implementation - Trade	\$149,408	\$149,408		10/02/2014
			\$649,408	\$500,000	05/30/2018
			\$657,289	\$7,881	02/06/2019
			\$843,092	\$185,803	03/27/2020
			\$1,009,146	\$166,053	07/17/2024
40J-709.01	North Quad Underground Infiltration System	\$3,185,000	\$3,185,000		01/01/2014
			\$551,799	\$(2,633,200)	05/21/2020
			\$3,185,000	\$2,633,200	05/22/2020
			\$5,470,926	\$2,285,925	01/18/2022
40J-709.02	Olive Street Parking Structure Bio-Filtration System	\$1,770,208	\$1,770,208		01/19/2022
40J-709.03	Flower Street Bio-Filtration Planters	\$731,952	\$731,952		01/19/2022
40J-709.04	Cedar Hall Bio-Filtration System	\$285,476	\$285,476		01/19/2022
40J-712.00	Energy Efficiency / Utility Infrastructure - Trade	\$1,000,000	\$1,000,000		05/31/2018
			\$1,356,465	\$356,465	12/11/2018
			\$1,364,269	\$7,803	08/29/2019
			\$1,160,677	\$(203,591)	09/13/2023
40J-712.01	Energy Efficiency / Utility Infrastructure District Repairs - L	\$3,000	\$3,000		11/18/2020
			\$0	\$(3,000)	08/09/2023
40J-712.02	Energy Efficiency / Utility Infrastructure Repairs - LATTC	\$1,269,900	\$1,269,900		12/04/2020
40J-713.01	Door Locks and Access Control - Trade	\$500,000	\$500,000		07/11/2018
			\$3,034,307	\$2,534,307	10/24/2018
			\$507,364	\$(2,526,943)	03/07/2022
40J-713.02	Cameras and Video Surveillance - Trade	\$1,735,700	\$1,735,700		07/25/2019
			\$0	\$(1,735,699)	11/26/2019
40J-713.03	Overhead Paging and Mass Notification - Trade	\$225,000	\$225,000		07/11/2018
40J-713.05	Door Locks and Access Control Phase 2 - Trade	\$11,290,349	\$11,290,349		05/27/2020

Budget transfers performed to reflect campus project re-prioritization of the strategic execution plan.

Districtwide Initiatives

Sub-Project/Building Level Budget Transfer Log

Proj Ref	Project/Building Name	Established Budget	Current Budget	Variance	Approved Date
40J-714.01	Security Cameras Phase 1 - Trade	\$1,834,500	\$1,834,500		11/22/2019
			\$2,070,967	\$236,467	03/31/2020
40J-715.01	Mass Notification Phase 1 - Trade	\$1,209,397	\$1,209,397		05/14/2020
40J-720.01	Security Network Infrastructure Phase 1 - Trade	\$600,000	\$600,000		11/22/2019
40J-722.00	Energy Efficiency - Trade	\$300,000	\$300,000		01/28/2021
			\$0	\$(300,000)	09/05/2024
40J-723.00	Alternative Energy - Trade	\$300,000	\$300,000		01/28/2021
40J-724.00	New Emerging Technology - Trade	\$300,000	\$300,000		01/28/2021
40J-725.00	Energy Studies & Reports - Trade	\$150,000	\$150,000		01/28/2021
			\$226,787	\$76,787	11/21/2023
			\$530,450	\$303,662	12/26/2023
40J-725.01	District-wide Sustainability and Climate Action Roadmap -	\$250,200	\$250,200		07/03/2024
40J-726.00	UVC Light at Building HVAC Systems – Trade	\$935,951	\$935,951		12/22/2021
40J-727.00	Sustainability - Program Management - Trade	\$435,868	\$435,868		12/18/2023
40J-727.01	Sustainability, LED Upgrade - Administrative Services Buil	\$359,291	\$359,291		04/19/2023
40J-729.00	Infrastructure - Program Management – Trade	\$406,405	\$406,405		12/27/2023
40J-730.00	Athletic Fields Program Management - Trade	\$87,386	\$87,386		01/22/2024
			\$419,015	\$331,628	10/10/2024
40J-732.01	Technology - Wi-Fi, Fiber, Copper Modernization - Trade	\$261,340	\$261,340		11/06/2024

Budget transfers performed to reflect campus project re-prioritization of the strategic execution plan.

Districtwide Initiatives

Sub-Project/Building Level Budget Transfer Log

Proj Ref	Project/Building Name	Established Budget	Current Budget	Variance	Approved Date
40J-735.00	Digital Twin Meta-Tech Initiative - Trade	\$130,432	\$130,432		01/05/2024
			\$3,281,080	\$3,150,648	09/05/2024
40J-801.02	M & DR - Valley	\$744,886	\$744,886		08/13/2014
40J-801.03	Valley - Parking Lot C / Carport Structure	\$590,132	\$590,132		01/27/2017
			\$0	\$(590,131)	03/29/2018
40J-801.04	Valley - Parking Lot D / Carport Structure	\$5,374,616	\$5,374,616		01/27/2017
			\$6,719,822	\$1,345,206	03/28/2017
			\$6,121,644	\$(598,178)	03/29/2018
			\$6,121,644	\$0	07/29/2020
40J-801.05	Valley - M&O Parking Lot	\$1,339,581	\$1,339,581		01/27/2017
			\$1,578,922	\$239,340	03/28/2017
			\$1,207,022	\$(371,900)	03/29/2018
			\$1,207,022	\$0	07/28/2020
40J-802.00	Transportation and Accessibility Improvements - Valley	\$1,495,296	\$1,495,296		01/01/2014
			\$1,995,296	\$500,000	05/23/2018
			\$1,996,854	\$1,558	11/08/2018
			\$1,996,129	\$(724)	02/14/2019
			\$1,833,304	\$(162,825)	06/03/2019
			\$2,147,035	\$313,731	06/07/2019
40J-802.01	Valley - Trans and Accessibility Improvements	\$11,772,854	\$11,772,854		01/27/2017
			\$10,172,700	\$(1,600,153)	11/19/2018
			\$6,692,656	\$(3,480,044)	11/27/2018
40J-802.02	Valley - Campus-Wide-TAI	\$1,137,302	\$1,137,302		11/19/2018
			\$1,775,785	\$638,483	01/11/2021
			\$1,292,002	\$(483,783)	12/20/2023
40J-802.03	Valley - Planetarium Building-TAI	\$260,463	\$260,463		11/19/2018
			\$162,801	\$(97,661)	01/11/2021
			\$100,006	\$(62,794)	12/20/2023
40J-802.04	Valley - Music Building-TAI	\$202,389	\$202,389		11/19/2018
			\$250,026	\$47,637	01/11/2021

Budget transfers performed to reflect campus project re-prioritization of the strategic execution plan.

Districtwide Initiatives

Sub-Project/Building Level Budget Transfer Log

Proj Ref	Project/Building Name	Established Budget	Current Budget	Variance	Approved Date
			\$135,342	\$(114,684)	12/20/2023
40J-805.00	Technology - Valley	\$751,899	\$751,899		05/25/2016
40J-805.21	Virtualization and Data Storage - LAVC	\$556,628	\$556,628		01/17/2017
			\$453,520	\$(103,107)	01/27/2023
40J-805.32	IT Program Management - Valley	\$446,685	\$446,685		06/10/2016
			\$836,272	\$389,587	08/22/2017
			\$839,190	\$2,917	11/08/2018
			\$836,272	\$(2,917)	02/14/2019
			\$2,465,217	\$1,628,944	06/12/2019
			\$2,476,291	\$11,074	02/27/2023
			\$3,368,284	\$891,993	06/23/2023
			\$4,832,960	\$1,464,675	07/24/2023
40J-805.34	Districtwide Datacenter Consolidation - Omega	\$17,608,308	\$17,608,308		08/16/2024
40J-805.40	Core Network Deployment - LAVC	\$4,310,400	\$4,310,400		11/08/2018
			\$5,876,878	\$1,566,478	08/22/2017
			\$3,116,763	\$(2,760,115)	04/23/2024
40J-805.41	Audio Visual Classroom Deployment - LAVC	\$1,330,161	\$1,330,161		12/17/2019
			\$2,132,661	\$802,500	08/22/2017
			\$1,156,161	\$(976,500)	07/26/2024
40J-805.42	Physical Security Systems Deployment - LAVC	\$250,000	\$250,000		02/12/2018
			\$562,775	\$312,775	08/22/2017
40J-805.43	IT, Security and Sustainability Infrastructure - Valley	\$760,725	\$760,725		06/03/2021
			\$160,998	\$(599,726)	07/26/2024
40J-805.44	IT Network Modernization – Valley	\$6,507,748	\$6,507,748		12/22/2021
40J-806.00	Anti-Graffiti Program - Valley	\$70,621	\$70,621		01/01/2014
40J-807.00	Warranty Program - Valley	\$362,404	\$362,404		05/17/2015

Budget transfers performed to reflect campus project re-prioritization of the strategic execution plan.

Districtwide Initiatives

Sub-Project/Building Level Budget Transfer Log

Proj Ref	Project/Building Name	Established Budget	Current Budget	Variance	Approved Date
40J-808.00	Whole Building Commissioning - Valley	\$2,240,559	\$2,240,559		05/17/2015
			\$2,179,334	\$(61,224)	08/18/2020
			\$2,574,281	\$394,946	07/02/2021
			\$2,578,088	\$3,807	12/05/2023
			\$2,610,518	\$32,429	08/06/2024
40J-809.00	Storm Water Implementation - Valley	\$2,990,360	\$2,990,360		01/20/2017
			\$3,490,360	\$500,000	05/30/2018
			\$938,018	\$(2,552,342)	03/22/2019
			\$1,046,367	\$108,349	03/27/2020
			\$1,151,966	\$105,598	07/17/2024
40J-809.01	Storm Water Improvements – Hatteras Street	\$2,552,343	\$2,552,343		03/22/2019
			\$2,992,668	\$440,324	12/13/2019
			\$2,552,343	\$(440,324)	03/09/2020
			\$2,463,868	\$(88,475)	05/25/2022
40J-809.02	Coldwater Canyon Extension - Stormwater and Roadway	\$3,567,960	\$3,567,960		12/06/2019
			\$2,229,015	\$(1,338,945)	10/29/2021
40J-809.03	College Road North - Stormwater Implementation and Roadway	\$2,391,484	\$2,391,484		05/08/2020
			\$2,480,125	\$88,640	10/19/2020
			\$2,457,397	\$(22,728)	11/04/2021
			\$2,457,236	\$(160)	01/08/2024
			\$2,256,515	\$(200,720)	01/26/2024
40J-809.04	College Road South - Stormwater Implementation and Roadway	\$1,753,498	\$1,753,498		05/08/2020
			\$1,858,841	\$105,342	10/19/2020
			\$1,845,676	\$(13,164)	11/04/2021
			\$1,485,838	\$(359,838)	12/19/2023
40J-809.06	Southwest Campus - Stormwater Implementation and Roadway	\$5,390,611	\$5,390,611		04/30/2020
			\$1,895,922	\$(3,494,688)	06/03/2021
40J-812.00	Energy Efficiency / Utility Infrastructure - Valley	\$1,000,000	\$1,000,000		05/31/2018
			\$1,895,898	\$895,898	12/11/2018
			\$1,911,549	\$15,651	08/29/2019
			\$1,770,329	\$(141,220)	04/30/2020
			\$1,677,831	\$(92,497)	09/13/2023

Budget transfers performed to reflect campus project re-prioritization of the strategic execution plan.

Districtwide Initiatives

Sub-Project/Building Level Budget Transfer Log

Proj Ref	Project/Building Name	Established Budget	Current Budget	Variance	Approved Date
40J-812.01	Energy Efficiency / Utility Infrastructure District Repairs - L	\$81,500	\$81,500 \$0	\$(81,500)	11/18/2020 08/09/2023
40J-812.02	Energy Efficiency / Utility Infrastructure Repairs - LAVC	\$3,533,400	\$3,533,400		12/09/2020
40J-813.01	Door Locks and Access Control - Valley	\$500,000	\$500,000 \$2,077,002 \$1,008,471	\$1,577,001 \$(1,068,530)	07/11/2018 10/24/2018 03/07/2022
40J-813.02	Cameras and Video Surveillance - Valley	\$1,419,490	\$1,419,490 \$0	\$(1,419,490)	07/25/2019 11/26/2019
40J-813.03	Overhead Paging and Mass Notification - Valley	\$225,000	\$225,000		07/11/2018
40J-813.05	Door Locks and Access Control Phase 2 - Valley	\$7,791,020	\$7,791,020		05/27/2020
40J-814.01	Security Cameras Phase 1 - Valley	\$1,419,490	\$1,419,490 \$1,602,462	\$182,972	11/22/2019 03/31/2020
40J-815.01	Mass Notification Phase 1 - Valley	\$1,209,397	\$1,209,397		05/14/2020
40J-818.00	Coldwater Canyon Extension - Safety and Security Improv	\$3,042,802	\$3,042,802 \$1,253,346	\$(1,789,455)	12/06/2019 10/29/2021
40J-818.01	College Road North - Safety and Security Improvements	\$188,182	\$188,182 \$221,170 \$253,739 \$156,864	\$32,987 \$32,569 \$(96,875)	05/08/2020 10/19/2020 11/08/2021 01/03/2024
40J-820.01	Security Network Infrastructure Phase 1 - Valley	\$450,000	\$450,000		11/22/2019
40J-822.00	Energy Efficiency - Valley	\$300,000	\$300,000 \$0	\$(300,000)	01/28/2021 09/05/2024
40J-823.00	Alternative Energy - Valley	\$300,000	\$300,000		01/28/2021

Budget transfers performed to reflect campus project re-prioritization of the strategic execution plan.

Districtwide Initiatives

Sub-Project/Building Level Budget Transfer Log

Proj Ref	Project/Building Name	Established Budget	Current Budget	Variance	Approved Date
40J-824.00	New Emerging Technology - Valley	\$300,000	\$300,000		01/28/2021
40J-825.00	Energy Studies & Reports - Valley	\$150,000	\$150,000		01/28/2021
			\$232,100	\$82,100	11/21/2023
			\$497,091	\$264,991	12/26/2023
			\$504,611	\$7,519	07/29/2024
40J-825.01	District-wide Sustainability and Climate Action Roadmap -	\$241,600	\$241,600		07/03/2024
40J-826.00	UVC Light at Building HVAC Systems – Valley	\$1,352,926	\$1,352,926		12/29/2021
			\$1,312,826	\$(40,100)	04/05/2022
			\$1,311,726	\$(1,100)	12/19/2024
40J-827.00	Sustainability - Program Management - Valley	\$492,704	\$492,704		12/18/2023
40J-827.01	Sustainability, LED Upgrade - Community Services & Mon	\$272,934	\$272,934		04/19/2023
			\$284,119	\$11,185	11/28/2023
40J-827.03	Sustainability - Central Plant Improvement and Decarboni	\$28,156,984	\$28,156,984		02/29/2024
40J-829.00	Infrastructure - Program Management – Valley	\$392,436	\$392,436		12/27/2023
40J-829.02	Infrastructure - Hydronic Line Replacement - Valley	\$40,569,622	\$40,569,622		03/20/2024
40J-830.00	Athletic Fields Program Management - Valley	\$434,227	\$434,227		01/22/2024
			\$404,612	\$(29,614)	10/10/2024
40J-830.01	Athletic Fields - New Field House - Valley	\$9,388,095	\$9,388,095		04/30/2024
40J-830.02	Athletic Fields - Soccer and Multipurpose Fields Upgrades	\$12,220,854	\$12,220,854		04/30/2024
40J-832.01	Technology - Wi-Fi, Fiber, Copper Modernization - Valley	\$336,751	\$336,751		11/06/2024
40J-834.00	Building Management System - Valley	\$136,400	\$136,400		03/28/2024

Budget transfers performed to reflect campus project re-prioritization of the strategic execution plan.

Districtwide Initiatives

Sub-Project/Building Level Budget Transfer Log

Proj Ref	Project/Building Name	Established Budget	Current Budget	Variance	Approved Date
40J-835.00	Digital Twin Meta-Tech Initiative - Valley	\$125,949	\$125,949		01/05/2024
			\$3,168,301	\$3,042,352	09/05/2024
40J-901.02	M & DR - West	\$694,452	\$694,452		08/13/2014
40J-901.03	West - Parking Lot 7 PV	\$449,899	\$449,899		05/13/2015
40J-901.04	West - Energy Efficiency Project	\$4,715,583	\$4,715,583		01/26/2017
			\$6,282,688	\$1,567,104	04/12/2018
			\$7,046,126	\$763,438	06/10/2020
40J-902.00	Transportation and Accessibility Improvements - West	\$569,323	\$569,323		05/23/2016
			\$1,069,323	\$500,000	05/23/2018
			\$1,070,455	\$1,132	11/08/2018
			\$1,069,929	\$(526)	02/14/2019
			\$1,159,457	\$89,528	06/03/2019
			\$1,387,484	\$228,026	06/07/2019
40J-902.01	West - Trans and Accessibility Improvements	\$1,735,027	\$1,735,027		01/26/2017
			\$1,472,027	\$(263,000)	09/20/2018
			\$1,377,531	\$(94,495)	11/18/2020
40J-902.02	West - Trans and Accessibility Improvements - Signage	\$6,263	\$6,263		06/21/2016
			\$6,226	\$(37)	12/03/2019
40J-902.03	West - Trans and Accessibility Improvements - ATA-Lot 2 I	\$2,189,232	\$2,189,232		01/26/2017
			\$2,452,232	\$263,000	09/20/2018
			\$3,091,209	\$638,976	12/04/2020
40J-902.04	West - Trans and Accessibility Improvements - Lot 5 Eleva	\$3,204,304	\$3,204,304		01/26/2017
40J-902.05	West - TAI - Freshman Drive Path of Travel	\$2,047,364	\$2,047,364		04/11/2019
			\$1,253,399	\$(793,965)	02/13/2023
			\$1,367,425	\$114,025	06/20/2023
40J-902.06	West - TAI - Physical Education Complex	\$4,359,041	\$4,359,041		04/16/2019

Budget transfers performed to reflect campus project re-prioritization of the strategic execution plan.

Districtwide Initiatives

Sub-Project/Building Level Budget Transfer Log

Proj Ref	Project/Building Name	Established Budget	Current Budget	Variance	Approved Date
			\$5,679,046	\$1,320,005	11/22/2023
40J-902.07	West - TAI - Athletic Building C-1	\$564,901	\$564,901		04/16/2019
			\$1,157,778	\$592,876	01/04/2022
			\$1,390,213	\$232,435	04/26/2022
			\$1,623,733	\$233,519	07/06/2023
40J-902.08	West - TAI - Parking Lot 3	\$143,994	\$143,994		04/16/2019
			\$498,271	\$354,276	01/11/2022
			\$541,973	\$43,701	04/26/2022
			\$659,795	\$117,822	05/22/2023
40J-902.09	West - TAI - Parking Lot 4	\$139,258	\$139,258		04/18/2019
			\$230,845	\$91,586	02/02/2024
40J-905.00	Technology - West	\$650,200	\$650,200		05/25/2016
40J-905.21	Virtualization and Data Storage - WLAC	\$305,867	\$305,867		01/17/2017
			\$240,246	\$(65,621)	01/27/2023
40J-905.32	IT Program Management - West	\$359,276	\$359,276		06/10/2016
			\$612,150	\$252,873	08/22/2017
			\$614,270	\$2,120	11/08/2018
			\$612,150	\$(2,120)	02/14/2019
			\$1,796,101	\$1,183,951	06/12/2019
			\$1,804,150	\$8,049	02/27/2023
			\$2,452,470	\$648,319	06/23/2023
			\$3,517,027	\$1,064,557	07/24/2023
40J-905.33	Physical Security and Hardware - West	\$4,082,077	\$4,082,077		01/26/2017
			\$4,113,517	\$31,440	09/06/2019
			\$3,999,336	\$(114,180)	04/10/2023
40J-905.40	Core Network Deployment - WLAC	\$543,900	\$543,900		11/08/2018
			\$1,675,931	\$1,132,031	08/22/2017
			\$1,655,030	\$(20,901)	08/08/2024
40J-905.41	Audio Visual Classroom Deployment - WLAC	\$918,077	\$918,077		12/17/2019
			\$1,911,844	\$993,767	08/22/2017

Budget transfers performed to reflect campus project re-prioritization of the strategic execution plan.

Districtwide Initiatives

Sub-Project/Building Level Budget Transfer Log

Proj Ref	Project/Building Name	Established Budget	Current Budget	Variance	Approved Date
			\$1,287,855	\$(623,988)	07/26/2024
40J-905.42	Physical Security Systems Deployment - WLAC	\$200,000	\$200,000		02/12/2018
			\$893,161	\$693,161	08/22/2017
40J-905.43	IT, Security and Sustainability Infrastructure - West	\$965,411	\$965,411		06/03/2021
			\$974,214	\$8,802	07/14/2022
			\$1,041,077	\$66,862	08/16/2024
40J-905.44	IT Network Modernization – West	\$5,857,399	\$5,857,399		12/22/2021
40J-906.00	Anti-Graffiti Program - West	\$80,009	\$80,009		01/01/2014
40J-907.00	Warranty Program - West	\$263,377	\$263,377		05/17/2015
40J-908.00	Whole Building Commissioning - West	\$1,628,343	\$1,628,343		05/17/2015
			\$1,580,308	\$(48,035)	08/18/2020
			\$1,867,364	\$287,055	07/02/2021
			\$1,870,131	\$2,766	12/05/2023
			\$1,893,701	\$23,570	08/06/2024
40J-909.00	Storm Water Implementation - West	\$288,960	\$288,960		09/19/2016
			\$788,960	\$500,000	05/30/2018
			\$828,582	\$39,622	02/06/2019
			\$835,382	\$6,800	10/24/2019
			\$1,123,388	\$288,006	05/26/2020
			\$1,163,121	\$39,733	04/30/2024
			\$1,238,913	\$75,792	07/17/2024
40J-909.01	Storm Water Catch Basin Inserts Project# 6 - West	\$30,036	\$30,036		01/26/2017
40J-909.02	Storm Water Project #2,#3, #4 Storm Water Infiltration	\$1,575,058	\$1,575,058		01/26/2017
			\$1,575,051	\$(7)	12/27/2019
40J-909.03	Storm Water Project Phase 2 - Pave Lot 7	\$754,062	\$754,062		01/26/2017
			\$542,937	\$(211,125)	08/21/2019
			\$437,731	\$(105,206)	04/06/2021
			\$437,182	\$(548)	10/01/2021

Budget transfers performed to reflect campus project re-prioritization of the strategic execution plan.

Districtwide Initiatives

Sub-Project/Building Level Budget Transfer Log

Proj Ref	Project/Building Name	Established Budget	Current Budget	Variance	Approved Date
40J-909.04	Soccer Field - Storm Water Implementation	\$211,125	\$211,125		09/20/2019
			\$125,988	\$(85,137)	10/14/2021
40J-909.05	Football Field - Storm Water Implementation	\$1,693,194	\$1,693,194		09/30/2019
			\$923,959	\$(769,235)	03/18/2024
40J-909.06	Northwest Area - Storm Water Implementation	\$2,922,794	\$2,922,794		10/18/2019
			\$4,878,587	\$1,955,793	03/25/2024
40J-909.07	Parking Lot 5 - Storm Water Implementation	\$1,262,340	\$1,262,340		11/11/2019
			\$2,553,633	\$1,291,293	09/15/2023
40J-909.08	Baseball Field - Storm Water Implementation	\$878,534	\$878,534		11/12/2019
			\$1,895,367	\$1,016,833	09/15/2023
40J-909.10	Soccer Field Deep Dry Well Storm Water Filtration Project	\$938,921	\$938,921		06/03/2021
			\$1,492,310	\$553,388	09/13/2023
40J-912.00	Energy Efficiency / Utility Infrastructure - West	\$1,000,000	\$1,000,000		05/31/2018
			\$1,558,556	\$558,556	12/11/2018
			\$1,634,432	\$75,876	08/29/2019
			\$1,382,480	\$(251,951)	09/13/2023
40J-912.01	Energy Efficiency / Utility Infrastructure District Repairs - V	\$32,500	\$32,500		11/18/2020
			\$0	\$(32,500)	08/09/2023
40J-912.02	Energy Efficiency / Utility Infrastructure Repair - WLAC	\$319,410	\$319,410		02/09/2021
40J-913.01	Door Locks and Access Control - West	\$500,000	\$500,000		07/11/2018
			\$1,472,555	\$972,555	10/24/2018
			\$430,912	\$(1,041,643)	03/07/2022
40J-913.02	Cameras and Video Surveillance - West	\$1,231,000	\$1,231,000		07/25/2019
			\$0	\$(1,231,000)	11/26/2019
40J-913.03	Overhead Paging and Mass Notification - West	\$225,000	\$225,000		07/11/2018

Budget transfers performed to reflect campus project re-prioritization of the strategic execution plan.

Districtwide Initiatives

Sub-Project/Building Level Budget Transfer Log

Proj Ref	Project/Building Name	Established Budget	Current Budget	Variance	Approved Date
40J-913.05	Door Locks and Access Control Phase 2 - West	\$6,047,645	\$6,047,645		05/27/2020
40J-914.01	Security Cameras Phase 1 - West	\$1,231,000	\$1,231,000		11/22/2019
			\$1,389,676	\$158,675	03/31/2020
40J-915.01	Mass Notification Phase 1 - West	\$1,209,397	\$1,209,397		05/14/2020
40J-920.01	Security Network Infrastructure Phase 1 - West	\$450,000	\$450,000		11/22/2019
40J-922.00	Energy Efficiency - West	\$300,000	\$300,000		01/28/2021
			\$0	\$(300,000)	09/05/2024
40J-923.00	Alternative Energy - West	\$300,000	\$300,000		01/28/2021
40J-924.00	New Emerging Technology - West	\$300,000	\$300,000		01/28/2021
40J-925.00	Energy Studies & Reports - West	\$150,000	\$150,000		01/28/2021
			\$212,960	\$62,960	11/21/2023
			\$452,583	\$239,622	12/26/2023
			\$486,352	\$33,769	07/29/2024
40J-925.01	District-wide Sustainability and Climate Action Roadmap -	\$175,600	\$175,600		07/03/2024
40J-926.00	UVC Light at Building HVAC Systems – West	\$816,452	\$816,452		12/29/2021
40J-927.00	Sustainability - Program Management - West	\$371,978	\$371,978		12/18/2023
40J-927.01	Sustainability, LED Upgrade - General Classroom Building	\$351,616	\$351,616		04/19/2023
40J-929.00	Infrastructure - Program Management – West	\$285,231	\$285,231		12/27/2023
40J-929.01	Infrastructure - Campus-Wide Electrical Equipment Replac	\$5,682,627	\$5,682,627		06/10/2024

Budget transfers performed to reflect campus project re-prioritization of the strategic execution plan.

Districtwide Initiatives

Sub-Project/Building Level Budget Transfer Log

Proj Ref	Project/Building Name	Established Budget	Current Budget	Variance	Approved Date
40J-929.02	Infrastructure - Domestic and Fire Water Pumps Replacen	\$5,870,111	\$5,870,111		08/16/2024
40J-929.03	Infrastructure - College Boulevard Lighting and Roadway I	\$11,299,973	\$11,299,973		08/08/2024
40J-930.00	Athletic Fields Program Management - West	\$123,511	\$123,511 \$294,081	\$170,569	01/22/2024 10/10/2024
40J-930.01	Athletic Fields - Baseball Field Upgrades - West	\$3,641,815	\$3,641,815		06/10/2024
40J-931.00	Student Housing - West	\$800,000	\$800,000		09/20/2023
40J-932.01	Technology - Wi-Fi, Fiber, Copper Modernization - West	\$330,051	\$330,051		11/06/2024
40J-934.00	Building Management System - West	\$103,400	\$103,400		03/28/2024
40J-935.00	Digital Twin Meta-Tech Initiative - West	\$91,542	\$91,542 \$2,302,788	\$2,211,246	01/05/2024 09/05/2024
40J-C05.40	Core Network Deployment - Corporate Center	\$30,300	\$30,300 \$14,393	\$(15,906)	01/11/2021 08/08/2024
40J-C05.43	IT, Security and Sustainability Infrastructure - Corporate C	\$557,545	\$557,545 \$28,125 \$34,692	\$(529,420) \$6,566	06/03/2021 07/26/2024 08/16/2024
40J-C19.00	Security Operations Center	\$15,068,500	\$15,068,500		03/21/2023
40J-C25.00	Energy Studies & Reports - Corporate Center	\$31,330	\$31,330		07/10/2024
40J-D01.03	DESA - Precheck Design	\$1,943,875	\$1,943,875 \$1,943,037	\$(838)	01/01/2014 07/29/2020
40J-D01.04	DESA - City Deferred Projects	\$1,056,952	\$1,056,952 \$1,056,487	\$(464)	01/01/2014 07/24/2020

Budget transfers performed to reflect campus project re-prioritization of the strategic execution plan.

Districtwide Initiatives

Sub-Project/Building Level Budget Transfer Log

Proj Ref	Project/Building Name	Established Budget	Current Budget	Variance	Approved Date
40J-D01.05	DESA - East Deferred Projects	\$724,111	\$724,111		01/01/2014
			\$723,794	\$(317)	07/24/2020
40J-D01.06	DESA - Pierce Deferred Projects	\$232,775	\$232,775		01/01/2014
			\$232,672	\$(103)	07/24/2020
40J-D01.07	DESA - Southwest Deferred Projects	\$607,887	\$607,887		01/01/2014
			\$607,620	\$(266)	07/24/2020
40J-D01.08	DESA - Trade Deferred Projects	\$1,499,082	\$1,499,082		01/01/2014
			\$1,498,424	\$(657)	07/24/2020
40J-D01.09	DESA - Valley Deferred Projects	\$45,683	\$45,683		01/01/2014
			\$45,663	\$(19)	07/24/2020
40J-D01.10	DESA - West Deferred Projects	\$183,801	\$183,801		01/01/2014
			\$183,721	\$(79)	07/24/2020
40J-D01.11	DESA - VDK Deferred Projects	\$292,868	\$292,868		01/01/2014
			\$292,741	\$(127)	07/23/2020
40J-D01.12	DESA - Urban Wind Deferred Projects	\$130,514	\$130,514		01/01/2014
			\$130,457	\$(56)	07/23/2020
40J-D01.13	770 HQ - District HQ DSM Project	\$20,079	\$20,079		01/01/2014
			\$20,079	\$0	07/23/2020
40J-D02.00	Transportation and Accessibility Improvements- 770 HQ	\$46,321	\$46,321		09/12/2014
40J-D05.00	Technology - 770 Building	\$955,748	\$955,748		05/25/2016
40J-D05.21	Virtualization and Data Storage - District HQ	\$1,525,953	\$1,525,953		01/17/2017
			\$1,498,875	\$(27,078)	07/11/2018
			\$1,191,733	\$(307,141)	01/27/2023
40J-D05.32	IT Program Management - District Office	\$219,012	\$219,012		06/10/2016
			\$127,337	\$(91,675)	02/27/2023

Budget transfers performed to reflect campus project re-prioritization of the strategic execution plan.

Districtwide Initiatives

Sub-Project/Building Level Budget Transfer Log

Proj Ref	Project/Building Name	Established Budget	Current Budget	Variance	Approved Date
40J-D05.40	Core Network Deployment - District HQ	\$5,750,000	\$5,750,000		11/08/2018
			\$7,061,720	\$1,311,720	08/22/2017
			\$6,975,690	\$(86,030)	01/11/2021
			\$11,899,666	\$4,923,976	05/12/2021
			\$11,714,516	\$(185,150)	01/27/2023
			\$11,447,915	\$(266,600)	03/30/2023
			\$11,327,640	\$(120,274)	05/25/2023
40J-D05.42	Physical Security Systems Deployment - District HQ	\$125,000	\$125,000		02/12/2018
40J-D05.44	IT Network Modernization – District ESC	\$219,583	\$219,583		12/22/2021
40J-D13.01	Door Locks and Access Control - District HQ	\$250,000	\$250,000		07/11/2018
			\$0	\$(250,000)	03/24/2022
40J-D13.02	Cameras and Video Surveillance - District HQ	\$350,000	\$350,000		07/25/2019
			\$0	\$(350,000)	11/26/2019
40J-D13.03	Overhead Paging and Mass Notification - District HQ	\$80,000	\$80,000		07/11/2018
40J-D14.01	Security Cameras Phase 1 - District HQ	\$350,000	\$350,000		11/22/2019
			\$395,115	\$45,115	03/31/2020
40J-D20.01	Security Network Infrastructure Phase 1 - District HQ	\$100,000	\$100,000		11/22/2019
40J-D25.00	Energy Studies & Reports - District ESC	\$27,068	\$27,068		07/10/2024
40J-G01.02	M & DR - Southgate	\$4,962	\$4,962		08/13/2014
40J-G01.03	Renewable Energy - Southgate	\$1,823,155	\$1,823,155		01/26/2017
40J-G02.00	Transportation and Accessibility Improvements - Southgate	\$89,500	\$89,500		01/01/2014
40J-G02.01	SouthGate - Trans and Accessibility Improvements	\$12,226	\$12,226		01/01/2014

Budget transfers performed to reflect campus project re-prioritization of the strategic execution plan.

Districtwide Initiatives

Sub-Project/Building Level Budget Transfer Log

Proj Ref	Project/Building Name	Established Budget	Current Budget	Variance	Approved Date
40J-G05.00	Technology - South Gate	\$6,682	\$6,682		09/05/2014
40J-G05.40	Core Network Deployment - South Gate	\$26,980	\$26,980 \$12,767	\$(14,212)	01/11/2021 08/08/2024
40J-G05.43	IT, Security and Sustainability Infrastructure - South Gate	\$149,282	\$149,282 \$24,805 \$30,443	\$(124,477) \$5,637	06/03/2021 07/26/2024 08/16/2024
40J-G06.00	Anti-Graffiti Program - South Gate	\$35,807	\$35,807		01/01/2014
40J-G07.00	Warranty Program - South Gate	\$81,547	\$81,547		05/17/2015
40J-G08.00	Whole Building Commissioning - Southgate	\$731,127	\$731,127 \$683,053 \$433,053	\$(48,074) \$(250,000)	05/17/2015 08/18/2020 08/06/2024
40J-G09.00	Storm Water Implementation - Southgate	\$5,953	\$5,953		01/26/2017
40J-G13.01	Door Locks and Access Control - South Gate	\$2,894	\$2,894		11/18/2022
40J-G13.03	Overhead Paging and Mass Notification - South Gate	\$80,000	\$80,000		07/11/2018
40J-G25.00	Energy Studies & Reports - South Gate	\$31,330	\$31,330		07/10/2024
40J-J01.00	Energy	\$5,982,099	\$5,982,099 \$2,371,019 \$7,140,679 \$4,922,365 \$4,711,492 \$4,741,449 \$4,741,949 \$5,413,516 \$4,854,615 \$4,798,630 \$5,255,815 \$5,443,979	\$(3,611,080) \$1,031,973 \$(2,218,313) \$(210,873) \$29,956 \$500 \$671,567 \$(558,901) \$2,427,611 \$457,184 \$188,164	09/14/2016 07/31/2017 08/07/2020 08/11/2020 10/06/2021 11/02/2021 11/30/2021 01/18/2022 05/30/2023 03/29/2018 12/27/2018 10/23/2019

Budget transfers performed to reflect campus project re-prioritization of the strategic execution plan.

Districtwide Initiatives

Sub-Project/Building Level Budget Transfer Log

Proj Ref	Project/Building Name	Established Budget	Current Budget	Variance	Approved Date
			\$5,255,815	\$(188,164)	10/28/2019
			\$5,255,998	\$183	07/23/2020
			\$5,716,788	\$460,790	07/24/2020
			\$5,766,147	\$49,359	07/28/2020
			\$6,108,705	\$342,557	07/29/2020
40J-J02.00	Transportation and Accessibility Improvements - Owner's I	\$2,471,581	\$2,471,581		05/23/2016
			\$5,971,581	\$3,500,000	05/23/2018
			\$5,923,005	\$428,087	04/15/2022
			\$7,060,961	\$1,137,956	08/10/2022
			\$8,034,065	\$973,104	09/13/2022
			\$9,516,340	\$1,482,275	09/26/2022
			\$8,034,065	\$(1,482,275)	09/27/2022
			\$7,870,118	\$(163,947)	03/14/2023
			\$8,531,380	\$661,261	12/20/2023
			\$8,531,380	\$0	12/17/2024
			\$9,451,626	\$3,480,044	11/27/2018
			\$6,936,426	\$(2,515,200)	06/07/2019
			\$6,936,463	\$37	12/03/2019
			\$6,408,461	\$(528,002)	06/22/2020
			\$6,502,956	\$94,495	11/18/2020
			\$5,863,979	\$(638,976)	12/04/2020
			\$5,275,521	\$(588,458)	01/11/2021
			\$5,494,917	\$219,396	04/14/2022
40J-J05.01	SIS Consulting Services	\$1,119,785	\$1,119,785		05/25/2016
40J-J05.02	SIS Product	\$12,040,000	\$12,040,000		09/14/2014
			\$9,575,041	\$(2,464,958)	05/12/2021
40J-J05.02.1	SIS Implementation	\$19,000,000	\$19,000,000		09/03/2014
			\$16,262,848	\$(2,737,152)	05/12/2021
40J-J05.02.1	SIS- Hardware	\$4,000,000	\$4,000,000		01/01/2014
			\$2,083,141	\$(1,916,859)	08/22/2017
40J-J05.03	Connect LACCD Network	\$23,452,547	\$23,452,547		01/17/2017
			\$58,887	\$(23,393,659)	08/22/2017
40J-J05.04	Local Area Network Pathway & Fiber At LACCD Locations	\$2,000,000	\$2,000,000		01/01/2014

Budget transfers performed to reflect campus project re-prioritization of the strategic execution plan.

Districtwide Initiatives

Sub-Project/Building Level Budget Transfer Log

Proj Ref	Project/Building Name	Established Budget	Current Budget		Variance	Approved Date
			\$0	\$(2,000,000)		
40J-J05.05	E-Discovery and Remote Access	\$318,964	\$318,964			08/28/2014
			\$299,493		\$(19,471)	08/22/2017
40J-J05.06	Network Security and Management	\$1,628,779	\$1,628,779			05/10/2015
			\$1,629,630		\$850	08/22/2017
			\$1,628,779		\$(850)	11/05/2021
40J-J05.07	SIS Server Virtualization and Data Storage	\$583,255	\$583,255			05/25/2016
			\$251,360		\$(331,894)	08/22/2017
			\$134,633		\$(116,726)	05/12/2021
40J-J05.08	Identity Management	\$1,500,000	\$1,500,000			09/05/2014
			\$1,209,292		\$(290,708)	08/22/2017
40J-J05.09	SIS Enterprise Data Storage	\$900,000	\$900,000			08/28/2014
			\$143,968		\$(756,032)	08/22/2017
			\$131,196		\$(12,772)	05/12/2021
40J-J05.10	Group Messaging/ Portal/ Student email	\$1,750,000	\$1,750,000			09/05/2014
			\$1,478,118		\$(271,882)	08/22/2017
			\$1,459,841		\$(18,276)	05/12/2021
40J-J05.11	Interactive Mapping and Signage	\$10,000	\$10,000			08/28/2014
			\$0		\$(10,000)	08/22/2017
40J-J05.12	SIS Training (technology related)	\$4,325,000	\$4,325,000			09/03/2014
			\$825,011		\$(3,499,988)	08/22/2017
			\$282,466		\$(542,544)	05/12/2021
40J-J05.13	Enterprise Smart Classroom Support	\$38,685	\$38,685			05/10/2015
40J-J05.14	One card System (Physical Security) and Monitoring	\$6,400,000	\$6,400,000			08/17/2016
			\$8,900,000		\$2,500,000	11/20/2017
			\$5,900,000		\$(3,000,000)	07/26/2024

Budget transfers performed to reflect campus project re-prioritization of the strategic execution plan.

Districtwide Initiatives

Sub-Project/Building Level Budget Transfer Log

Proj Ref	Project/Building Name	Established Budget	Current Budget	Variance	Approved Date
40J-J05.15	Video Conferencing	\$450,001	\$450,001		08/28/2014
			\$448,367	\$(1,633)	08/22/2017
40J-J05.16	Green Data Center	\$4,000,000	\$4,000,000		07/26/2016
			\$3,090,498	\$(909,502)	08/22/2017
			\$3,090,498	\$0	11/05/2021
40J-J05.16.1	District Data Center- Second Floor	\$2,024,786	\$2,024,786		10/19/2015
			\$1,891,597	\$(133,188)	08/22/2017
			\$1,870,567	\$(21,029)	11/05/2021
40J-J05.17	VOIP Interconnect	\$750,000	\$750,000		08/28/2014
			\$0	\$(750,000)	08/22/2017
40J-J05.18	Facility Management (CMMS) and Building Management i	\$6,009,377	\$6,009,377		05/25/2016
			\$9,532,377	\$3,523,000	08/22/2017
			\$11,087,815	\$1,555,438	05/12/2021
40J-J05.19	Enterprise Help Desk/ Knowledge Management	\$400,000	\$400,000		08/28/2014
			\$50,542	\$(349,457)	08/22/2017
40J-J05.20	SIS Standards, Process Mapping and Program Strategy/ I	\$8,731,964	\$8,731,964		09/05/2014
			\$6,634,708	\$(2,097,256)	08/22/2017
			\$6,047,725	\$(586,982)	05/12/2021
40J-J05.21	Virtualization and Data Storage	\$1,477,023	\$1,477,023		01/17/2017
			\$1,457,917	\$(19,106)	01/27/2023
40J-J05.23	Enterprise Data Storage	\$1,100,000	\$1,100,000		06/30/2016
			\$87,028	\$(1,012,972)	08/22/2017
			\$86,845	\$(182)	11/05/2021
40J-J05.24	Training (technology related)	\$1,875,000	\$1,875,000		09/03/2014
			\$379,583	\$(1,495,416)	08/22/2017
			\$374,908	\$(4,675)	11/05/2021
40J-J05.26	Distance Education Collaboration	\$10,000	\$10,000		08/28/2014
			\$0	\$(10,000)	08/22/2017

Budget transfers performed to reflect campus project re-prioritization of the strategic execution plan.

Districtwide Initiatives

Sub-Project/Building Level Budget Transfer Log

Proj Ref	Project/Building Name	Established Budget	Current Budget	Variance	Approved Date
40J-J05.27	Media Lab Enhancement	\$10,000	\$10,000		08/28/2014
			\$0	\$(10,000)	08/22/2017
40J-J05.28	Campus Broadband Wireless	\$38,586	\$38,586		05/25/2016
40J-J05.30	Disaster Preparedness	\$1,200,000	\$1,200,000		09/05/2014
			\$1,048,384	\$(151,615)	08/22/2017
40J-J05.31	Project Wise	\$2,068,837	\$2,068,837		01/20/2017
			\$2,047,120	\$(21,716)	11/05/2021
40J-J05.34	Districtwide Datacenter Consolidation	\$52,675,477	\$52,675,477		09/17/2021
			\$35,067,169	\$(17,608,308)	08/08/2024
40J-J05.35	Enterprise Resource Planning (ERP) Modernization	\$250,000	\$250,000		08/22/2023
			\$26,250,000	\$26,000,000	07/26/2024
40J-J05.39	Transitional Fund	\$576,220	\$576,220		08/17/2016
			\$2,618,745	\$2,042,525	08/22/2017
			\$(2,750,997)	\$(2,760,115)	04/17/2024
			\$9,118	\$2,760,115	04/23/2024
			\$189,203	\$180,084	08/08/2024
			\$9,118	\$(180,084)	08/16/2024
			\$118,745	\$(2,500,000)	11/20/2017
			\$56,745	\$(62,000)	07/15/2019
			\$25,305	\$(31,440)	09/06/2019
			\$25,305	\$0	05/12/2021
			\$73,760	\$48,454	11/05/2021
			\$1,305,613	\$1,231,853	01/27/2023
			\$73,760	\$(1,231,853)	02/15/2023
			\$9,118	\$(64,641)	11/22/2023
40J-J05.40	Core Network Deployment	\$500,000	\$500,000		11/08/2018
			\$4,960,688	\$4,460,688	08/22/2017
			\$4,694,087	\$(266,600)	03/27/2023
			\$4,960,688	\$266,600	03/30/2023
40J-J05.46	Back Up and Recovery (BUR), Disaster Recovery and Bu:	\$1,231,853	\$1,231,853		02/15/2023

Budget transfers performed to reflect campus project re-prioritization of the strategic execution plan.

Districtwide Initiatives

Sub-Project/Building Level Budget Transfer Log

Proj Ref	Project/Building Name	Established Budget	Current Budget	Variance	Approved Date
			\$1,498,454	\$266,600	03/27/2023
			\$1,618,729	\$120,274	05/25/2023
40J-J05.47	Viatron Content Management System Storage Upgrade - I	\$2,760,115	\$2,760,115		04/17/2024
40J-J09.00	Storm Water Implementation	\$240,520	\$240,520		01/26/2017
			\$4,740,520	\$4,500,000	05/30/2018
			\$5,197,841	\$7	12/27/2019
			\$5,333,809	\$135,968	03/09/2020
			\$4,517,446	\$(816,363)	03/27/2020
			\$7,150,646	\$2,633,200	05/21/2020
			\$4,517,446	\$(2,633,200)	05/22/2020
			\$3,499,827	\$(1,017,619)	05/26/2020
			\$4,057,459	\$557,632	10/09/2020
			\$4,022,459	\$(35,000)	10/29/2020
			\$4,127,665	\$105,206	04/06/2021
			\$4,128,214	\$548	10/01/2021
			\$4,694,094	\$(46,426)	08/28/2018
			\$4,213,352	\$85,137	10/14/2021
			\$6,367,694	\$2,154,341	04/05/2022
			\$6,456,169	\$88,475	05/25/2022
			\$5,244,249	\$(1,211,919)	07/17/2024
			\$5,192,359	\$(51,890)	09/17/2024
			\$5,445,569	\$751,474	09/28/2018
			\$5,246,634	\$(198,934)	02/06/2019
			\$5,231,634	\$(15,000)	06/11/2019
			\$5,442,760	\$211,125	08/21/2019
			\$5,231,634	\$(211,125)	09/20/2019
			\$5,224,834	\$(6,800)	10/24/2019
			\$5,197,834	\$(26,999)	11/20/2019
40J-J12.00	Energy Efficiency / Utility Infrastructure	\$6,000,000	\$6,000,000		05/31/2018
			\$250,000	\$(5,750,000)	12/11/2018
			\$65,000	\$(185,000)	10/28/2019
			\$0	\$(65,000)	05/19/2020
			\$1,617,118	\$1,617,118	09/13/2023
			\$1,615,618	\$(1,500)	10/10/2023
			\$1,383,620	\$(231,997)	02/13/2024
			\$703,984	\$(679,636)	03/19/2024
40J-J13.00	Districtwide Physical Security	\$4,000,000	\$4,000,000		07/11/2018
			\$3,996,487	\$(3,512)	10/30/2020

Budget transfers performed to reflect campus project re-prioritization of the strategic execution plan.

Districtwide Initiatives

Sub-Project/Building Level Budget Transfer Log

Proj Ref	Project/Building Name	Established Budget	Current Budget	Variance	Approved Date
			\$13,839,013	\$9,842,526	03/07/2022
			\$14,334,382	\$495,368	03/24/2022
			\$14,337,277	\$2,894	11/15/2022
			\$14,334,382	\$(2,894)	11/18/2022
			\$15,101,011	\$766,628	12/22/2022
40J-J13.03	Overhead Paging and Mass Notification	\$735,000	\$735,000		07/11/2018
40J-J13.04	Districtwide Security Center	\$400,000	\$400,000		07/11/2018
			\$0	\$(400,000)	04/19/2023
40J-J22.00	Energy Efficiency	\$24,300,000	\$24,300,000		01/28/2021
			\$22,188,872	\$(2,111,128)	02/04/2023
			\$22,098,553	\$(90,319)	11/21/2023
			\$19,598,553	\$(2,500,000)	12/26/2023
			\$19,077,243	\$(521,310)	01/04/2024
			\$0	\$(19,077,242)	09/05/2024
40J-J23.00	Alternative Energy	\$21,300,000	\$21,300,000		01/28/2021
			\$20,778,690	\$(521,310)	12/27/2023
			\$21,300,000	\$521,310	02/06/2024
			\$20,300,000	\$(1,000,000)	03/10/2024
			\$13,300,000	\$(7,000,000)	04/02/2024
40J-J24.00	New Emerging Technology	\$19,300,000	\$19,300,000		01/28/2021
			\$18,778,690	\$(521,310)	02/06/2024
			\$16,778,690	\$(2,000,000)	07/03/2024
			\$13,070,894	\$(3,707,795)	09/05/2024
40J-J25.00	Energy Studies & Reports	\$650,000	\$650,000		01/28/2021
			\$105,600	\$(544,400)	11/21/2023
			\$232,948	\$127,348	12/26/2023
			\$0	\$(232,948)	07/10/2024
40J-J27.01	Sustainability, LED Upgrade - Multi-Campus	\$200,000	\$200,000		04/19/2023
			\$185,000	\$(15,000)	11/17/2023
			\$95,666	\$(89,334)	11/28/2023
			\$27,480	\$(68,186)	11/30/2023
			\$0	\$(27,480)	12/11/2023

Budget transfers performed to reflect campus project re-prioritization of the strategic execution plan.

Districtwide Initiatives

Sub-Project/Building Level Budget Transfer Log

Proj Ref	Project/Building Name	Established Budget	Current Budget	Variance	Approved Date
40J-N01.02	M & DR - Northeast	\$68,381	\$68,381		08/13/2014
40J-N01.03	VDK - Parking Lot PV / Carport Structure	\$2,743,477	\$2,743,477		01/01/2014
			\$3,576,545	\$833,068	03/28/2017
			\$2,709,144	\$(867,401)	03/29/2018
			\$2,714,880	\$5,736	07/29/2020
40J-N01.04	VDK - VDK - Urban Wind Project	\$44,268	\$44,268		01/01/2014
			\$9,845	\$(34,422)	07/29/2020
40J-N02.00	Transportation and Accessibility Improvements - Northeast	\$1,478	\$1,478		01/01/2014
40J-N05.00	Technology - Northeast	\$384	\$384		01/01/2014
40J-N05.40	Core Network Deployment - Northeast	\$28,750	\$28,750		01/11/2021
40J-N05.43	IT, Security and Sustainability Infrastructure - Northeast	\$249,093	\$249,093		06/03/2021
			\$18,752	\$(230,341)	07/26/2024
40J-N05.45	Van De Kamp Network Enhancement	\$609,872	\$609,872		01/12/2023
40J-N07.00	Warranty Program - Northeast	\$3,310	\$3,310		05/17/2015
40J-N08.00	Whole Building Commissioning - Northeast	\$30,322	\$30,322		05/17/2015
			\$64,085	\$33,762	08/18/2020
			\$32,570	\$(31,514)	12/05/2023
			\$14,114	\$(18,456)	08/06/2024
40J-N09.00	Storm Water Implementation - Northeast	\$275	\$275		01/01/2014
40J-N13.01	Door Locks and Access Control - Northeast	\$250,000	\$250,000		07/11/2018
			\$4,631	\$(245,368)	03/24/2022
			\$1,737	\$(2,894)	11/15/2022
40J-N13.03	Overhead Paging and Mass Notification - Northeast	\$80,000	\$80,000		07/11/2018

Budget transfers performed to reflect campus project re-prioritization of the strategic execution plan.

Districtwide Initiatives

Sub-Project/Building Level Budget Transfer Log

Proj Ref	Project/Building Name	Established Budget	Current Budget	Variance	Approved Date
40J-N13.04	Districtwide Security Center - Northeast	\$2,600,000	\$2,600,000		07/11/2018
			\$0	\$(2,600,000)	04/19/2023
40J-N25.00	Energy Studies & Reports - Northeast	\$143,220	\$143,220		07/10/2024
40J-N26.00	UVC Light at Building HVAC Systems - Northeast	\$20,050	\$20,050		04/07/2022
			\$17,900	\$(2,150)	09/05/2023
40J-X02.00	Transportation and Accessibility Improvements - Districtwide	\$6,000	\$6,000		02/14/2019
40J-X05.32	IT Program Management - Districtwide	\$24,150	\$24,150		02/14/2019

Budget transfers performed to reflect campus project re-prioritization of the strategic execution plan.

Districtwide Initiatives Exhibit B

Exhibit B Districtwide Initiatives All Sub-projects by Rollup

Districtwide Initiatives

All Sub-Projects by Rollup

40J-J01		Current Budget	EAC	Funding Variance
40J-101.01	** Not used ** - City	\$0	\$0	\$0
40J-101.02	M & DR - City	\$741,850	\$741,850	\$0
40J-101.03	City - Demand Side Management (DSM)	\$4,481,704	\$4,481,704	\$0
40J-101.04	Chilled Water Storage	\$2,690,499	\$2,690,499	\$0
40J-201.01	** Not used ** - East	\$0	\$0	\$0
40J-201.02	M & DR - East	\$794,954	\$794,954	\$0
40J-201.03	East - Original Northwest Parking PV / Carport Structure	\$3,005,690	\$3,005,690	\$0
40J-201.04	East - Thin Film for A-1 Child Development Center	\$457,712	\$457,712	\$0
40J-201.05	East - Thin Film for C-1 Men's Gym	\$787,156	\$787,156	\$0
40J-201.06	East - Thin Film for E-9 Women's Gym	\$751,270	\$751,270	\$0
40J-201.07	East - Thin Film for G-3 Auditorium	\$714,334	\$714,334	\$0
40J-201.08	East - Thin Film for H-9 Plant Facilities	\$402,266	\$402,266	\$0
40J-201.09	East - Thin Film for P-1 Auto Shop	\$457,626	\$457,626	\$0
40J-201.10	East - Additional Northwest Parking PV / Carport Structure	\$3,199,279	\$3,199,279	\$0
40J-301.02	M & DR - Harbor	\$815,313	\$815,313	\$0
40J-301.03	Harbor - Parking Lot 6 / Carport Structure	\$20,503,262	\$20,503,262	\$0
40J-301.04	Harbor - Parking Lot 7 / Carport Structure	\$820,977	\$820,977	\$0
40J-301.05	Harbor - Parking Lot 8 / Carport Structure	\$11,613,138	\$11,613,138	\$0
40J-401.02	M & DR - Mission	\$589,476	\$589,476	\$0
40J-401.03	Renewable Energy - Mission	\$785,357	\$785,357	\$0
40J-401.04	Renewable Energy - Mission Energy Infrastructure Improvement	\$0	\$0	\$0
40J-501.02	M & DR - Pierce	\$1,022,027	\$1,022,027	\$0
40J-501.03	Pierce - Parking Lot 4 PV / Carport Structure	\$6,290,267	\$6,290,267	\$0
40J-501.04	Pierce - Parking Lot 6 PV / Carport Structure	\$4,332,031	\$4,332,031	\$0
40J-501.05	Pierce - Near Net Zero Central Plant at M&O	\$8,069,100	\$8,069,100	\$0
40J-501.06	Pierce - Parking Lot 1 PV / Carport Structure	\$213,279	\$213,279	\$0
40J-501.07	Pierce - Parking Lot 8 PV / Carport Structure	\$277,365	\$277,365	\$0
40J-501.08	Pierce - M&O Solar PV System Upgrades	\$860,023	\$860,023	\$0
40J-601.01	** Not used ** - Southwest	\$0	\$0	\$0
40J-601.02	M & DR - Southwest	\$764,867	\$764,867	\$0
40J-601.03	Southwest - Parking Lot 1 / Carport Structure	\$5,899,987	\$5,899,987	\$0
40J-601.04	Southwest - Parking Lot 1 / Infrastructure	\$480,838	\$480,838	\$0
40J-601.05	Southwest - Parking Lot 3 / Infrastructure	\$2,404,326	\$2,404,326	\$0
40J-601.06	Southwest - Parking Lot (8) Solar PV System - Phase II	\$2,353,419	\$2,353,419	\$0
40J-601.07	Southwest - M&O Solar PV System Upgrades	\$371,806	\$371,806	\$0
40J-601.08	Southwest - Parking Lot (8) Solar PV System - Phase II - Energi	\$558,901	\$558,901	\$0
40J-701.02	M & DR - Trade	\$688,647	\$688,647	\$0
40J-701.03	Trade - Building "F" PV	\$1,477,695	\$1,477,695	\$0
40J-701.04	Trade - Demand Side Management (DSM)	\$1,175,316	\$1,175,316	\$0
40J-701.05	Trade- East Parking Structure Additional PV	\$1,041,515	\$1,041,515	\$0
40J-701.06	Culinary Building Solar PV	\$446,291	\$446,291	\$0
40J-701.07	Campus Wide Energy Management Infrastructure and System I	\$5,598,968	\$5,598,968	\$0
40J-701.08	D3 - Student Support Center - Solar PV	\$188,164	\$188,164	\$0
40J-801.02	M & DR - Valley	\$744,886	\$744,886	\$0

Districtwide Initiatives

All Sub-Projects by Rollup

40J-J01		Current Budget	EAC	Funding Variance
40J-801.03	Valley - Parking Lot C / Carport Structure	\$0	\$0	\$0
40J-801.04	Valley - Parking Lot D / Carport Structure	\$6,121,644	\$6,121,644	\$0
40J-801.05	Valley - M&O Parking Lot	\$1,207,022	\$1,207,022	\$0
40J-901.02	M & DR - West	\$694,452	\$694,452	\$0
40J-901.03	West - Parking Lot 7 PV	\$449,899	\$449,899	\$0
40J-901.04	West - Energy Efficiency Project	\$7,046,126	\$7,046,126	\$0
40J-D01.03	DESA - Precheck Design	\$1,943,037	\$1,943,037	\$0
40J-D01.04	DESA - City Deferred Projects	\$1,056,487	\$1,056,487	\$0
40J-D01.05	DESA - East Deferred Projects	\$723,794	\$723,794	\$0
40J-D01.06	DESA - Pierce Deferred Projects	\$232,672	\$232,672	\$0
40J-D01.07	DESA - Southwest Deferred Projects	\$607,620	\$607,620	\$0
40J-D01.08	DESA - Trade Deferred Projects	\$1,498,424	\$1,498,424	\$0
40J-D01.09	DESA - Valley Deferred Projects	\$45,663	\$45,663	\$0
40J-D01.10	DESA - West Deferred Projects	\$183,721	\$183,721	\$0
40J-D01.11	DESA - VDK Deferred Projects	\$292,741	\$292,741	\$0
40J-D01.12	DESA - Urban Wind Deferred Projects	\$130,457	\$130,457	\$0
40J-D01.13	770 HQ - District HQ DSM Project	\$20,079	\$20,079	\$0
40J-G01.02	M & DR - Southgate	\$4,962	\$4,962	\$0
40J-G01.03	Renewable Energy - Southgate	\$1,823,155	\$1,823,155	\$0
40J-J01.00	Energy	\$4,854,615	\$4,854,615	\$0
40J-N01.02	M & DR - Northeast	\$68,381	\$68,381	\$0
40J-N01.03	VDK - Parking Lot PV / Carport Structure	\$2,714,880	\$2,714,880	\$0
40J-N01.04	VDK - VDK - Urban Wind Project	\$9,845	\$9,845	\$0
		\$130,601,257	\$130,601,257	\$0

40J-J02		Current Budget	EAC	Funding Variance
40J-102.00	Transportation and Accessibility Improvements - City	\$2,059,710	\$2,059,710	\$0
40J-102.01	City - Trans and Accessibility Improvements	\$2,891,610	\$2,891,610	\$0
40J-102.02	City - TAI - Radiologic Technology	\$940,883	\$940,883	\$0
40J-102.03	City - TAI - Communication Building	\$3,513,102	\$3,513,102	\$0
40J-102.04	City - TAI - Campus Wayfindings and Walkways	\$3,224,333	\$3,224,333	\$0
40J-102.05	City - TAI - Science and Technology	\$714,330	\$714,330	\$0
40J-102.06	City - TAI - Parking Lot 3+4 and Sports Field	\$124,681	\$124,681	\$0
40J-102.07	City - TAI - Kinesiology South	\$64,390	\$64,390	\$0
40J-102.08	City - TAI - Workforce Development	\$0	\$0	\$0
40J-102.09	City - TAI - Chemistry Building	\$519,246	\$519,246	\$0
40J-202.00	Transportation and Accessibility Improvements - East	\$2,844,430	\$2,844,430	\$0
40J-202.01	East - Trans and Accessibility Improvements- Phase 1 Exterior	\$5,866,616	\$5,866,616	\$0
40J-202.02	East - Trans and Accessibility Improvements-Phase 2 Interior	\$6,150,072	\$6,150,072	\$0
40J-202.03	East - Trans and Accessibility Improvements - B5 Stadium	\$8,943,308	\$8,943,308	\$0
40J-202.04	East - Trans and Accessibility Improvements - Theater	\$21,837,184	\$21,837,184	\$0
40J-202.05	East - Trans and Accessibility Improvements - C1 Men's Gymna	\$1,957,466	\$1,957,466	\$0
40J-202.06	East - Trans and Accessibility Improvements - E9 Women's Gyn	\$775,217	\$775,217	\$0
40J-202.07	Trans and Accessibility Improvements - D1 Parking Structure	\$574,843	\$574,843	\$0

Districtwide Initiatives

All Sub-Projects by Rollup

40J-J02		Current Budget	EAC	Funding Variance
40J-302.00	Transportation and Accessibility Improvements - Harbor	\$2,429,574	\$2,429,574	\$0
40J-302.01	Harbor - Trans and Accessibility Improvements	\$2,843,696	\$2,843,696	\$0
40J-302.02	Harbor - TAI - Campus Wide Upgrades	\$3,667,319	\$3,667,319	\$0
40J-402.00	Transportation and Accessibility Improvements - Mission	\$1,612,869	\$1,612,869	\$0
40J-402.01	Mission - Trans and Accessibility Parking & RWGPL	\$1,442,605	\$1,442,605	\$0
40J-402.02	Mission - Transportation and Accessibility Improvements - Parkin	\$233,020	\$233,020	\$0
40J-402.03	Mission - Transportation and Accessibility Improvements - IA Bui	\$1,491,038	\$1,491,038	\$0
40J-402.04	Mission - Transportation and Accessibility Improvements - Culina	\$261,223	\$261,223	\$0
40J-402.05	Mission - Transportation and Accessibility Improvements - Child	\$277,359	\$277,359	\$0
40J-402.06	Mission - Transportation and Accessibility Improvements - Camp	\$212,516	\$212,516	\$0
40J-402.07	Mission - Transportation and Accessibility Improvements - Cente	\$450,528	\$450,528	\$0
40J-402.08	Mission - Transportation and Accessibility Improvements - Healtl	\$444,116	\$444,116	\$0
40J-502.00	Transportation and Accessibility Improvements - Pierce	\$2,185,546	\$2,185,546	\$0
40J-502.01	Pierce - Trans and Accessibility Improvements	\$3,987,196	\$3,987,196	\$0
40J-502.02	Pierce - TAI - Arts Complex	\$2,642,166	\$2,642,166	\$0
40J-502.03	Pierce - TAI - Stadium	\$4,625,492	\$4,625,492	\$0
40J-502.04	Pierce - TAI - Arboretum / Horticulture	\$421,768	\$421,768	\$0
40J-502.05	Pierce - TAI - Wayfinding	\$499,241	\$499,241	\$0
40J-502.06	Pierce - TAI - Avenue of Champions	\$831,096	\$831,096	\$0
40J-502.08	Pierce - TAI - Campus-Wide Remedial Work	\$163,947	\$163,947	\$0
40J-602.00	Transportation and Accessibility Improvements - Southwest	\$1,910,177	\$1,910,177	\$0
40J-602.01	Southwest - Trans and Accessibility Improvements	\$934,678	\$934,678	\$0
40J-602.02	Southwest - TAI - Campus Sidewalks	\$1,637,709	\$1,637,709	\$0
40J-702.00	Transportation and Accessibility Improvements - Trade	\$2,068,991	\$2,068,991	\$0
40J-702.01	Trade - Trans and Accessibility Improvements	\$6,704,986	\$6,704,986	\$0
40J-702.02	Trade - Barrier Removal - Path of Travel	\$6,780,856	\$6,780,856	\$0
40J-702.03	Trade - Barrier Removal - Elevators	\$2,260,489	\$2,260,489	\$0
40J-702.04	Trade - Barrier Removal - Signage	\$4,234,743	\$4,234,743	\$0
40J-802.00	Transportation and Accessibility Improvements - Valley	\$2,147,035	\$2,147,035	\$0
40J-802.01	Valley - Trans and Accessibility Improvements	\$6,692,656	\$6,692,656	\$0
40J-802.02	Valley - Campus-Wide-TAI	\$1,292,002	\$1,292,002	\$0
40J-802.03	Valley - Planetarium Building-TAI	\$100,006	\$100,006	\$0
40J-802.04	Valley - Music Building-TAI	\$135,342	\$135,342	\$0
40J-902.00	Transportation and Accessibility Improvements - West	\$1,387,484	\$1,387,484	\$0
40J-902.01	West - Trans and Accessibility Improvements	\$1,377,531	\$1,377,531	\$0
40J-902.02	West - Trans and Accessibility Improvements - Signage	\$6,226	\$6,226	\$0
40J-902.03	West - Trans and Accessibility Improvements - ATA-Lot 2 Bridge	\$3,091,209	\$3,091,209	\$0
40J-902.04	West - Trans and Accessibility Improvements - Lot 5 Elevator &	\$3,204,304	\$3,204,304	\$0
40J-902.05	West - TAI - Freshman Drive Path of Travel	\$1,367,425	\$1,367,425	\$0
40J-902.06	West - TAI - Physical Education Complex	\$5,679,046	\$5,679,046	\$0
40J-902.07	West - TAI - Athletic Building C-1	\$1,623,733	\$1,623,733	\$0
40J-902.08	West - TAI - Parking Lot 3	\$659,795	\$659,795	\$0
40J-902.09	West - TAI - Parking Lot 4	\$230,845	\$230,845	\$0
40J-D02.00	Transportation and Accessibility Improvements- 770 HQ	\$46,321	\$46,321	\$0

Districtwide Initiatives

All Sub-Projects by Rollup

40J-J02		Current Budget	EAC	Funding Variance
40J-G02.00	Transportation and Accessibility Improvements - Southgate	\$89,500	\$89,500	\$0
40J-G02.01	SouthGate - Trans and Accessibility Improvements	\$12,226	\$12,226	\$0
40J-J02.00	Transportation and Accessibility Improvements - Owner's Reser	\$8,531,380	\$8,531,380	\$0
40J-N02.00	Transportation and Accessibility Improvements - Northeast	\$1,478	\$1,478	\$0
40J-X02.00	Transportation and Accessibility Improvements - Districtwide	\$6,000	\$6,000	\$0
		\$157,937,909	\$157,937,909	\$0

40J-J05		Current Budget	EAC	Funding Variance
40J-105.00	Technology - City	\$1,061,661	\$1,061,661	\$0
40J-105.21	Virtualization and Data Storage - LACC	\$456,162	\$456,162	\$0
40J-105.32	IT Program Management - City	\$4,903,000	\$4,903,000	\$0
40J-105.40	Core Network Deployment - LACC	\$2,082,579	\$2,082,579	\$0
40J-105.41	Audio Visual Classroom Deployment - LACC	\$1,477,424	\$1,477,424	\$0
40J-105.42	Physical Security Systems Deployment - LACC	\$1,355,427	\$1,355,427	\$0
40J-105.43	IT, Security and Sustainability Infrastructure - City	\$1,274,272	\$1,274,272	\$0
40J-105.44	IT Network Modernization – City	\$4,020,522	\$4,020,522	\$0
40J-205.00	Technology - East	\$1,034,608	\$1,034,608	\$0
40J-205.21	Virtualization and Data Storage - ELAC	\$646,698	\$646,698	\$0
40J-205.32	IT Program Management - East	\$5,507,702	\$5,507,702	\$0
40J-205.40	Core Network Deployment - ELAC	\$2,150,567	\$2,150,567	\$0
40J-205.41	Audio Visual Classroom Deployment - ELAC	\$1,054,674	\$1,054,674	\$0
40J-205.42	Physical Security Systems Deployment - ELAC	\$1,714,256	\$1,714,256	\$0
40J-205.43	IT, Security and Sustainability Infrastructure - East	\$1,241,582	\$1,241,582	\$0
40J-205.44	IT Network Modernization – East	\$4,868,556	\$4,868,556	\$0
40J-305.00	Technology - Harbor	\$639,501	\$639,501	\$0
40J-305.21	Virtualization and Data Storage - LAHC	\$431,863	\$431,863	\$0
40J-305.32	IT Program Management - Harbor	\$3,593,582	\$3,593,582	\$0
40J-305.40	Core Network Deployment - LAHC	\$3,240,004	\$3,240,004	\$0
40J-305.41	Audio Visual Classroom Deployment - LAHC	\$885,141	\$885,141	\$0
40J-305.42	Physical Security Systems Deployment - LAHC	\$459,465	\$459,465	\$0
40J-305.44	IT Network Modernization – Harbor	\$5,170,145	\$5,170,145	\$0
40J-405.00	Technology - Mission	\$913,951	\$913,951	\$0
40J-405.21	Virtualization and Data Storage - LAMC	\$299,670	\$299,670	\$0
40J-405.32	IT Program Management - Mission	\$3,510,024	\$3,510,024	\$0
40J-405.40	Core Network Deployment - LAMC	\$1,714,038	\$1,714,038	\$0
40J-405.41	Audio Visual Classroom Deployment - LAMC	\$590,153	\$590,153	\$0
40J-405.42	Physical Security Systems Deployment - LAMC	\$385,791	\$385,791	\$0
40J-405.43	IT, Security and Sustainability Infrastructure - Mission	\$166,225	\$166,225	\$0
40J-405.44	IT Network Modernization – Mission	\$3,327,099	\$3,327,099	\$0
40J-505.00	Technology - Pierce	\$632,984	\$632,984	\$0
40J-505.21	Virtualization and Data Storage - LAPC	\$309,045	\$309,045	\$0
40J-505.32	IT Program Management - Pierce	\$5,504,631	\$5,504,631	\$0
40J-505.33	Physical Security and Hardware - Pierce	\$2,880,875	\$2,880,875	\$0
40J-505.40	Core Network Deployment - LAPC	\$2,642,199	\$2,642,199	\$0

Districtwide Initiatives

All Sub-Projects by Rollup

40J-J05		Current Budget	EAC	Funding Variance
40J-505.41	Audio Visual Classroom Deployment - LAPC	\$937,585	\$937,585	\$0
40J-505.42	Physical Security Systems Deployment - LAPC	\$590,760	\$590,760	\$0
40J-505.43	IT, Security and Sustainability Infrastructure - Pierce	\$144,336	\$144,336	\$0
40J-505.44	IT Network Modernization – Pierce	\$8,922,015	\$8,922,015	\$0
40J-605.00	Technology - Southwest	\$665,645	\$665,645	\$0
40J-605.21	Virtualization and Data Storage - LASC	\$385,858	\$385,858	\$0
40J-605.32	IT Program Management - Southwest	\$3,518,952	\$3,518,952	\$0
40J-605.33	Physical Security and Hardware - Southwest	\$126,222	\$126,222	\$0
40J-605.40	Core Network Deployment - LASC	\$2,073,186	\$2,073,186	\$0
40J-605.41	Audio Visual Classroom Deployment - LASC	\$767,228	\$767,228	\$0
40J-605.42	Physical Security Systems Deployment - LASC	\$450,639	\$450,639	\$0
40J-605.43	IT, Security and Sustainability Infrastructure - Southwest	\$230,923	\$230,923	\$0
40J-605.44	IT Network Modernization – Southwest	\$3,396,004	\$3,396,004	\$0
40J-705.00	Technology - Trade	\$713,665	\$713,665	\$0
40J-705.21	Virtualization and Data Storage - LATTC	\$580,583	\$580,583	\$0
40J-705.32	IT Program Management - Trade	\$4,931,795	\$4,931,795	\$0
40J-705.40	Core Network Deployment - LATTC	\$2,247,962	\$2,247,962	\$0
40J-705.41	Audio Visual Classroom Deployment - LATTC	\$848,287	\$848,287	\$0
40J-705.42	Physical Security Systems Deployment - LATTC	\$730,405	\$730,405	\$0
40J-705.43	IT, Security and Sustainability Infrastructure - Trade	\$168,162	\$168,162	\$0
40J-705.44	IT Network Modernization – Trade	\$5,278,574	\$5,278,574	\$0
40J-805.00	Technology - Valley	\$751,899	\$751,899	\$0
40J-805.21	Virtualization and Data Storage - LAVC	\$453,520	\$453,520	\$0
40J-805.32	IT Program Management - Valley	\$4,832,960	\$4,832,960	\$0
40J-805.34	Districtwide Datacenter Consolidation - Omega	\$17,608,308	\$17,608,308	\$0
40J-805.40	Core Network Deployment - LAVC	\$3,116,763	\$3,116,763	\$0
40J-805.41	Audio Visual Classroom Deployment - LAVC	\$1,156,161	\$1,156,161	\$0
40J-805.42	Physical Security Systems Deployment - LAVC	\$562,775	\$562,775	\$0
40J-805.43	IT, Security and Sustainability Infrastructure - Valley	\$160,998	\$160,998	\$0
40J-805.44	IT Network Modernization – Valley	\$6,507,748	\$6,507,748	\$0
40J-905.00	Technology - West	\$650,200	\$650,200	\$0
40J-905.21	Virtualization and Data Storage - WLAC	\$240,246	\$240,246	\$0
40J-905.32	IT Program Management - West	\$3,517,027	\$3,517,027	\$0
40J-905.33	Physical Security and Hardware - West	\$3,999,336	\$3,999,336	\$0
40J-905.40	Core Network Deployment - WLAC	\$1,655,030	\$1,655,030	\$0
40J-905.41	Audio Visual Classroom Deployment - WLAC	\$1,287,855	\$1,287,855	\$0
40J-905.42	Physical Security Systems Deployment - WLAC	\$893,161	\$893,161	\$0
40J-905.43	IT, Security and Sustainability Infrastructure - West	\$1,041,077	\$1,041,077	\$0
40J-905.44	IT Network Modernization – West	\$5,857,399	\$5,857,399	\$0
40J-C05.40	Core Network Deployment - Corporate Center	\$14,393	\$14,393	\$0
40J-C05.43	IT, Security and Sustainability Infrastructure - Corporate Center	\$34,692	\$34,692	\$0
40J-D05.00	Technology - 770 Building	\$955,748	\$955,748	\$0
40J-D05.21	Virtualization and Data Storage - District HQ	\$1,191,733	\$1,191,733	\$0
40J-D05.32	IT Program Management - District Office	\$127,337	\$127,337	\$0

Districtwide Initiatives

All Sub-Projects by Rollup

40J-J05		Current Budget	EAC	Funding Variance
40J-D05.40	Core Network Deployment - District HQ	\$11,327,640	\$11,327,640	\$0
40J-D05.41	Audio Visual Classroom Deployment - District HQ	\$159,677	\$225,186	\$(65,509)
40J-D05.42	Physical Security Systems Deployment - District HQ	\$125,000	\$125,000	\$0
40J-D05.44	IT Network Modernization – District ESC	\$219,583	\$219,583	\$0
40J-G05.00	Technology - South Gate	\$6,682	\$6,682	\$0
40J-G05.40	Core Network Deployment - South Gate	\$12,767	\$12,767	\$0
40J-G05.43	IT, Security and Sustainability Infrastructure - South Gate	\$30,443	\$30,443	\$0
40J-J05.01	SIS Consulting Services	\$1,119,785	\$1,119,785	\$0
40J-J05.02	SIS Product	\$9,575,041	\$9,575,041	\$0
40J-J05.02.01	SIS Implementation	\$16,262,848	\$16,262,848	\$0
40J-J05.02.02	SIS- Hardware	\$2,083,141	\$2,083,141	\$0
40J-J05.03	Connect LACCD Network	\$58,887	\$58,887	\$0
40J-J05.04	Local Area Network Pathway & Fiber At LACCD Locations	\$0	\$0	\$0
40J-J05.05	E-Discovery and Remote Access	\$299,493	\$299,493	\$0
40J-J05.06	Network Security and Management	\$1,628,779	\$1,628,779	\$0
40J-J05.07	SIS Server Virtualization and Data Storage	\$134,633	\$134,633	\$0
40J-J05.08	Identity Management	\$1,209,292	\$1,209,292	\$0
40J-J05.09	SIS Enterprise Data Storage	\$131,196	\$131,196	\$0
40J-J05.10	Group Messaging/ Portal/ Student email	\$1,459,841	\$1,459,841	\$0
40J-J05.11	Interactive Mapping and Signage	\$0	\$0	\$0
40J-J05.12	SIS Training (technology related)	\$282,466	\$282,466	\$0
40J-J05.13	Enterprise Smart Classroom Support	\$38,685	\$38,685	\$0
40J-J05.14	One card System (Physical Security) and Monitoring	\$5,900,000	\$5,900,000	\$0
40J-J05.15	Video Conferencing	\$448,367	\$448,367	\$0
40J-J05.16	Green Data Center	\$3,090,498	\$3,090,498	\$0
40J-J05.16.01	District Data Center- Second Floor	\$1,870,567	\$1,870,567	\$0
40J-J05.17	VOIP Interconnect	\$0	\$0	\$0
40J-J05.18	Facility Management (CMMS) and Building Management interfa	\$11,087,815	\$11,087,815	\$0
40J-J05.19	Enterprise Help Desk/ Knowledge Management	\$50,542	\$50,542	\$0
40J-J05.20	SIS Standards, Process Mapping and Program Strategy/ Manag	\$6,047,725	\$6,047,725	\$0
40J-J05.21	Virtualization and Data Storage	\$1,457,917	\$1,457,917	\$0
40J-J05.22	** Not used **	\$0	\$0	\$0
40J-J05.23	Enterprise Data Storage	\$86,845	\$86,845	\$0
40J-J05.24	Training (technology related)	\$374,908	\$374,908	\$0
40J-J05.25	Standards, Process Mapping and Program Strategy/ Manageme	\$0	\$0	\$0
40J-J05.26	Distance Education Collaboration	\$0	\$0	\$0
40J-J05.27	Media Lab Enhancement	\$0	\$0	\$0
40J-J05.28	Campus Broadband Wireless	\$38,586	\$38,586	\$0
40J-J05.29	Standards, Process Mapping and Program Strategy/ Manageme	\$0	\$0	\$0
40J-J05.30	Disaster Preparedness	\$1,048,384	\$1,048,384	\$0
40J-J05.31	Project Wise	\$2,047,120	\$2,047,120	\$0
40J-J05.34	Districtwide Datacenter Consolidation	\$35,067,169	\$35,067,169	\$0
40J-J05.35	Enterprise Resource Planning (ERP) Modernization	\$26,250,000	\$26,250,000	\$0
40J-J05.39	Transitional Fund	\$9,118	\$9,118	\$0

Districtwide Initiatives

All Sub-Projects by Rollup

40J-J05		Current Budget	EAC	Funding Variance
40J-J05.40	Core Network Deployment	\$4,960,688	\$4,960,688	\$0
40J-J05.41	Audio Visual Classroom Deployment	\$918,867	\$853,358	\$65,509
40J-J05.42	Physical Security Systems Deployment	\$292,040	\$292,040	\$0
40J-J05.46	Back Up and Recovery (BUR), Disaster Recovery and Business	\$1,618,729	\$1,618,729	\$0
40J-J05.47	Viatron Content Management System Storage Upgrade - Distric	\$2,760,115	\$2,760,115	\$0
40J-N05.00	Technology - Northeast	\$384	\$384	\$0
40J-N05.40	Core Network Deployment - Northeast	\$28,750	\$28,750	\$0
40J-N05.43	IT, Security and Sustainability Infrastructure - Northeast	\$18,752	\$18,752	\$0
40J-N05.45	Van De Kamp Network Enhancement	\$609,872	\$609,872	\$0
40J-X05.32	IT Program Management - Districtwide	\$24,150	\$24,150	\$0
		\$318,745,015	\$318,745,015	\$0
40J-J06		Current Budget	EAC	Funding Variance
40J-106.00	Anti-Graffiti Program - City	\$72,173	\$72,173	\$0
40J-206.00	Anti-Graffiti Program - East	\$212,723	\$212,723	\$0
40J-306.00	Anti-Graffiti Program - Harbor	\$191,379	\$191,379	\$0
40J-406.00	Anti-Graffiti Program - Mission	\$51,508	\$51,508	\$0
40J-506.00	Anti-Graffiti Program - Pierce	\$107,258	\$107,258	\$0
40J-606.00	Anti-Graffiti Program - Southwest	\$134,406	\$134,406	\$0
40J-706.00	Anti-Graffiti Program - Trade	\$162,046	\$162,046	\$0
40J-806.00	Anti-Graffiti Program - Valley	\$70,621	\$70,621	\$0
40J-906.00	Anti-Graffiti Program - West	\$80,009	\$80,009	\$0
40J-G06.00	Anti-Graffiti Program - South Gate	\$35,807	\$35,807	\$0
40J-J06.00	Anti-Graffiti Program	\$0	\$0	\$0
40J-N06.00	Anti-Graffiti Program - Northeast	\$0	\$0	\$0
		\$1,117,930	\$1,117,930	\$0
40J-J07		Current Budget	EAC	Funding Variance
40J-107.00	Warranty Program - City	\$370,284	\$370,284	\$0
40J-207.00	Warranty Program - East	\$411,636	\$411,636	\$0
40J-307.00	Warranty Program - Harbor	\$268,172	\$268,172	\$0
40J-407.00	Warranty Program - Mission	\$264,303	\$264,303	\$0
40J-507.00	Warranty Program - Pierce	\$419,824	\$419,824	\$0
40J-607.00	Warranty Program - Southwest	\$264,920	\$264,920	\$0
40J-707.00	Warranty Program - Trade	\$375,299	\$375,299	\$0
40J-807.00	Warranty Program - Valley	\$362,404	\$362,404	\$0
40J-907.00	Warranty Program - West	\$263,377	\$263,377	\$0
40J-G07.00	Warranty Program - South Gate	\$81,547	\$81,547	\$0
40J-J07.00	Warranty Program	\$0	\$0	\$0
40J-N07.00	Warranty Program - Northeast	\$3,310	\$3,310	\$0
		\$3,085,078	\$3,085,078	\$0
40J-J08		Current Budget	EAC	Funding Variance
40J-108.00	Whole Building Commissioning - City	\$2,780,614	\$2,780,614	\$0

Districtwide Initiatives

All Sub-Projects by Rollup

40J-J08		Current Budget	EAC	Funding Variance
40J-208.00	Whole Building Commissioning - East	\$3,070,213	\$3,070,213	\$0
40J-308.00	Whole Building Commissioning - Harbor	\$1,937,727	\$1,937,727	\$0
40J-408.00	Whole Building Commissioning - Mission	\$2,414,370	\$2,414,370	\$0
40J-508.00	Whole Building Commissioning - Pierce	\$3,128,051	\$3,128,051	\$0
40J-608.00	Whole Building Commissioning - Southwest	\$2,018,100	\$2,018,100	\$0
40J-708.00	Whole Building Commissioning - Trade	\$2,780,323	\$2,780,323	\$0
40J-808.00	Whole Building Commissioning - Valley	\$2,610,518	\$2,610,518	\$0
40J-908.00	Whole Building Commissioning - West	\$1,893,701	\$1,893,701	\$0
40J-G08.00	Whole Building Commissioning - Southgate	\$433,053	\$433,053	\$0
40J-J08.00	Whole Building Commissioning	\$0	\$0	\$0
40J-N08.00	Whole Building Commissioning - Northeast	\$14,114	\$14,114	\$0
		\$23,080,784	\$23,080,784	\$0
40J-J09		Current Budget	EAC	Funding Variance
40J-109.00	Storm Water Implementation - City	\$1,074,868	\$1,074,868	\$0
40J-109.01	City - Storm Water North Campus	\$3,111,837	\$3,111,837	\$0
40J-109.02	City - Storm Water Central Quad	\$3,650,083	\$3,650,083	\$0
40J-109.03	City - Storm Water South Campus	\$1,561,262	\$1,561,262	\$0
40J-109.04	City - Storm Water Parking Lots 1 & 2	\$2,319,513	\$2,319,513	\$0
40J-109.05	City - Storm Water North Heliotrope Drive	\$464,059	\$464,059	\$0
40J-209.00	Storm Water Implementation - East	\$1,218,758	\$1,218,758	\$0
40J-209.01	East Stormwater-West & Central section of Campus	\$2,161,531	\$2,161,531	\$0
40J-209.02	Corporate Center - Storm Water Implementation	\$304,299	\$304,299	\$0
40J-209.03	ELAC Central Drainage Area - Storm Water Implementation	\$4,848	\$4,848	\$0
40J-209.04	ELAC East Drainage Area - Storm Water Implementation	\$7,371,391	\$7,371,391	\$0
40J-209.05	ELAC Northeast Drainage Area – Storm Water Implementation	\$2,863,937	\$2,863,937	\$0
40J-309.00	Storm Water Implementation - Harbor	\$986,719	\$986,719	\$0
40J-309.01	Storm Water Student Services & Science Lateral -Harbor	\$1,377	\$1,377	\$0
40J-309.02	Harbor Stormwater-Location #1 City Outfall	\$7,748	\$7,748	\$0
40J-309.03	Harbor Stormwater Location #2 Basin Bioretention	\$384,390	\$384,390	\$0
40J-309.04	Harbor Stormwater -Pre-Treatment	\$633,634	\$633,634	\$0
40J-309.05	Harbor Stormwater - Location #3 Area C Bio-Filtration Planters	\$979,000	\$979,000	\$0
40J-309.06	Harbor Stormwater - Central Underground Infiltration	\$2,375,715	\$2,375,715	\$0
40J-309.07	Harbor Stormwater - Southern Campus Biofiltration	\$2,472,164	\$2,472,164	\$0
40J-309.08	Harbor Stormwater - West Campus Underground Infiltration	\$4,883,761	\$4,883,761	\$0
40J-309.09	Harbor Stormwater - Location 1 West Drainage Improvement	\$948,065	\$948,065	\$0
40J-409.00	Storm Water Implementation - Mission	\$922,369	\$922,369	\$0
40J-409.01	East Campus Storm Water Mitigation	\$0	\$0	\$0
40J-409.02	Zone 4 Storm Chamber Retention System	\$863,462	\$863,462	\$0
40J-409.03	Zone 5 Swale with Gravel Detention Basin	\$790	\$790	\$0
40J-409.04	Stormwater Mitigation - South Arroyo	\$4,338,260	\$4,338,260	\$0
40J-409.05	Northwest Parking Structure Site Drainage - Storm Water Mitiga	\$1,120,333	\$1,120,333	\$0
40J-509.00	Storm Water Implementation - Pierce	\$1,501,355	\$1,501,355	\$0
40J-509.01	Pierce Storm water	\$1,259,655	\$1,259,655	\$0

Districtwide Initiatives

All Sub-Projects by Rollup

40J-J09		Current Budget	EAC	Funding Variance
40J-509.02	Stadium Parking Lot 5 Biofiltration	\$2,307,255	\$2,307,255	\$0
40J-509.03	Parking Lot 8 Biofiltration	\$3,913	\$3,913	\$0
40J-509.04	North Equestrian Area Biofiltration	\$3,454	\$3,454	\$0
40J-509.05	Northeast North - Storm Water Implementation	\$2,170,875	\$2,170,875	\$0
40J-509.06	Northeast South- Storm Water Implementation	\$1,710,150	\$1,710,150	\$0
40J-609.00	Storm Water Implementation - Southwest	\$906,399	\$906,399	\$0
40J-609.01	Storm Water Campus Wide Collection System-Southwest	\$1,007,624	\$1,007,624	\$0
40J-609.02	Storm Water Pony Wall - Southwest	\$417,435	\$417,435	\$0
40J-609.03	Southwest Stormwater - East Campus Underground Infiltration	\$3,584,400	\$3,584,400	\$0
40J-609.04	Southwest Stormwater - Electrical Substation Drainage Improve	\$802,986	\$802,986	\$0
40J-609.05	Southwest Stormwater - West Campus Underground Infiltration	\$2,216	\$2,216	\$0
40J-609.06	Southwest Stormwater - Central Campus Underground Infiltratio	\$5,968	\$5,968	\$0
40J-609.07	Southwest Stormwater - M&O Wash Down Area	\$1,099,538	\$1,099,538	\$0
40J-609.08	Southwest Stormwater - Football Bleachers Erosion Control	\$1,962,254	\$1,962,254	\$0
40J-609.09	Southwest Stormwater - Elevator Areas Drainage Improvement	\$1,339,459	\$1,339,459	\$0
40J-709.00	Storm Water Implementation - Trade	\$1,009,146	\$1,009,146	\$0
40J-709.01	North Quad Underground Infiltration System	\$5,470,926	\$5,470,926	\$0
40J-709.02	Olive Street Parking Structure Bio-Filtration System	\$1,770,208	\$1,770,208	\$0
40J-709.03	Flower Street Bio-Filtration Planters	\$731,952	\$731,952	\$0
40J-709.04	Cedar Hall Bio-Filtration System	\$285,476	\$285,476	\$0
40J-809.00	Storm Water Implementation - Valley	\$1,151,966	\$1,151,966	\$0
40J-809.01	Storm Water Improvements – Hatteras Street	\$2,463,868	\$2,463,868	\$0
40J-809.02	Coldwater Canyon Extension - Stormwater and Roadway Impro	\$2,229,015	\$2,229,015	\$0
40J-809.03	College Road North - Stormwater Implementation and Roadway	\$2,256,515	\$2,256,515	\$0
40J-809.04	College Road South - Stormwater Implementation and Roadway	\$1,485,838	\$1,485,838	\$0
40J-809.06	Southwest Campus - Stormwater Implementation and Roadway	\$1,895,922	\$1,895,922	\$0
40J-909.00	Storm Water Implementation - West	\$1,238,913	\$1,238,913	\$0
40J-909.01	Storm Water Catch Basin Inserts Project# 6 - West	\$30,036	\$30,036	\$0
40J-909.02	Storm Water Project #2,#3, #4 Storm Water Infiltration	\$1,575,051	\$1,575,051	\$0
40J-909.03	Storm Water Project Phase 2 - Pave Lot 7	\$437,182	\$437,182	\$0
40J-909.04	Soccer Field - Storm Water Implementation	\$125,988	\$125,988	\$0
40J-909.05	Football Field - Storm Water Implementation	\$923,959	\$923,959	\$0
40J-909.06	Northwest Area - Storm Water Implementation	\$4,878,587	\$4,878,587	\$0
40J-909.07	Parking Lot 5 - Storm Water Implementation	\$2,553,633	\$2,553,633	\$0
40J-909.08	Baseball Field - Storm Water Implementation	\$1,895,367	\$1,895,367	\$0
40J-909.10	Soccer Field Deep Dry Well Storm Water Filtration Project	\$1,492,310	\$1,492,310	\$0
40J-G09.00	Storm Water Implementation - Southgate	\$5,953	\$5,953	\$0
40J-J09.00	Storm Water Implementation	\$5,192,359	\$5,192,359	\$0
40J-N09.00	Storm Water Implementation - Northeast	\$275	\$275	\$0
		\$108,209,552	\$108,209,552	\$0
40J-J12		Current Budget	EAC	Funding Variance
40J-112.00	Energy Efficiency / Utility Infrastructure - City	\$1,294,199	\$1,294,199	\$0
40J-112.01	Energy Efficiency / Utility Infrastructure District Repairs - LACC	\$0	\$0	\$0

Districtwide Initiatives

All Sub-Projects by Rollup

40J-J12		Current Budget	EAC	Funding Variance
40J-112.02	Energy Efficiency / Utility Infrastructure Repair - LACC	\$305,536	\$305,536	\$0
40J-212.00	Energy Efficiency / Utility Infrastructure - East	\$1,563,153	\$1,563,153	\$0
40J-212.01	Energy Efficiency / Utility Infrastructure District Repairs - ELAC	\$0	\$0	\$0
40J-212.02	Energy Efficiency / Utility Infrastructure Repair - ELAC	\$905,850	\$905,850	\$0
40J-312.00	Energy Efficiency / Utility Infrastructure - Harbor	\$1,703,549	\$1,703,549	\$0
40J-312.01	Energy Efficiency / Utility Infrastructure District Repairs - LAHC	\$10,000	\$10,000	\$0
40J-312.02	Energy Efficiency / Utility Infrastructure Repairs - LAHC	\$2,173,153	\$2,173,153	\$0
40J-412.00	Energy Efficiency / Utility Infrastructure - Mission	\$990,994	\$990,994	\$0
40J-412.01	Energy Efficiency / Utility Infrastructure District Repairs - LAMC	\$11,200	\$11,200	\$0
40J-412.02	Energy Efficiency / Utility Infrastructure Repairs - LAMC	\$404,700	\$404,700	\$0
40J-512.00	Energy Efficiency / Utility Infrastructure - Pierce	\$1,862,042	\$1,862,042	\$0
40J-512.01	Energy Efficiency / Utility Infrastructure District Repairs - LAPC	\$371,100	\$371,100	\$0
40J-512.02	Energy Efficiency / Utility Infrastructure Repairs - LAPC	\$3,441,090	\$3,441,090	\$0
40J-612.00	Energy Efficiency / Utility Infrastructure - Southwest	\$1,258,233	\$1,258,233	\$0
40J-612.01	Energy Efficiency / Utility Infrastructure District Repairs - LASC	\$7,700	\$7,700	\$0
40J-612.02	Energy Efficiency / Utility Infrastructure Repairs - LASC	\$158,400	\$158,400	\$0
40J-712.00	Energy Efficiency / Utility Infrastructure - Trade	\$1,160,677	\$1,160,677	\$0
40J-712.01	Energy Efficiency / Utility Infrastructure District Repairs - LATC	\$0	\$0	\$0
40J-712.02	Energy Efficiency / Utility Infrastructure Repairs - LATC	\$1,269,900	\$1,269,900	\$0
40J-812.00	Energy Efficiency / Utility Infrastructure - Valley	\$1,677,831	\$1,677,831	\$0
40J-812.01	Energy Efficiency / Utility Infrastructure District Repairs - LAVC	\$0	\$0	\$0
40J-812.02	Energy Efficiency / Utility Infrastructure Repairs - LAVC	\$3,533,400	\$3,533,400	\$0
40J-912.00	Energy Efficiency / Utility Infrastructure - West	\$1,382,480	\$1,382,480	\$0
40J-912.01	Energy Efficiency / Utility Infrastructure District Repairs - WLAC	\$0	\$0	\$0
40J-912.02	Energy Efficiency / Utility Infrastructure Repair - WLAC	\$319,410	\$319,410	\$0
40J-G12.00	Energy Efficiency / Utility Infrastructure - South Gate Education	\$356,220	\$356,220	\$0
40J-J12.00	Energy Efficiency / Utility Infrastructure	\$703,984	\$703,984	\$0
40J-N12.00	Energy Efficiency / Utility Infrastructure - Van de Kamp Innovatio	\$185,000	\$185,000	\$0
		\$27,049,805	\$27,049,805	\$0

40J-J13		Current Budget	EAC	Funding Variance
40J-113.00	Districtwide Physical Security - City	\$434	\$434	\$0
40J-113.01	Door Locks and Access Control - City	\$379,066	\$379,066	\$0
40J-113.02	Cameras and Video Surveillance - City	\$0	\$0	\$0
40J-113.03	Overhead Paging and Mass Notification - City	\$225,000	\$225,000	\$0
40J-113.05	Door Locks and Access Control Phase 2 - City	\$7,370,320	\$7,370,320	\$0
40J-213.00	Districtwide Physical Security - East	\$497	\$497	\$0
40J-213.01	Door Locks and Access Control - East	\$321,678	\$321,678	\$0
40J-213.02	Cameras and Video Surveillance - East	\$0	\$0	\$0
40J-213.03	Overhead Paging and Mass Notification - East	\$225,000	\$225,000	\$0
40J-213.05	Door Locks and Access Control Phase 2 - East	\$13,113,522	\$13,113,522	\$0
40J-313.00	Districtwide Physical Security - Harbor	\$299	\$299	\$0
40J-313.01	Door Locks and Access Control - Harbor	\$395,780	\$395,780	\$0
40J-313.02	Cameras and Video Surveillance - Harbor	\$0	\$0	\$0

Districtwide Initiatives

All Sub-Projects by Rollup

40J-J13		Current Budget	EAC	Funding Variance
40J-313.03	Overhead Paging and Mass Notification - Harbor	\$225,000	\$225,000	\$0
40J-313.05	Door Locks and Access Control Phase 2 - Harbor	\$8,770,336	\$8,770,336	\$0
40J-413.00	Districtwide Physical Security - Mission	\$310	\$310	\$0
40J-413.01	Door Locks and Access Control - Mission	\$490,155	\$490,155	\$0
40J-413.02	Cameras and Video Surveillance - Mission	\$0	\$0	\$0
40J-413.03	Overhead Paging and Mass Notification - Mission	\$225,000	\$225,000	\$0
40J-413.05	Door Locks and Access Control Phase 2 - Mission	\$4,589,027	\$4,589,027	\$0
40J-513.00	Districtwide Physical Security - Pierce	\$491	\$491	\$0
40J-513.01	Door Locks and Access Control - Pierce	\$393,569	\$393,569	\$0
40J-513.02	Cameras and Video Surveillance - Pierce	\$0	\$0	\$0
40J-513.03	Overhead Paging and Mass Notification - Pierce	\$225,000	\$225,000	\$0
40J-513.05	Door Locks and Access Control Phase 2 - Pierce	\$13,536,091	\$13,536,091	\$0
40J-613.00	Districtwide Physical Security - Southwest	\$310	\$310	\$0
40J-613.01	Door Locks and Access Control - Southwest	\$131,680	\$131,680	\$0
40J-613.02	Cameras and Video Surveillance - Southwest	\$0	\$0	\$0
40J-613.03	Overhead Paging and Mass Notification - Southwest	\$225,000	\$225,000	\$0
40J-613.05	Door Locks and Access Control Phase 2 - Southwest	\$6,987,704	\$6,987,704	\$0
40J-713.00	Districtwide Physical Security - Trade	\$439	\$439	\$0
40J-713.01	Door Locks and Access Control - Trade	\$507,364	\$507,364	\$0
40J-713.02	Cameras and Video Surveillance - Trade	\$0	\$0	\$0
40J-713.03	Overhead Paging and Mass Notification - Trade	\$225,000	\$225,000	\$0
40J-713.05	Door Locks and Access Control Phase 2 - Trade	\$11,290,349	\$11,290,349	\$0
40J-813.00	Districtwide Physical Security - Valley	\$424	\$424	\$0
40J-813.01	Door Locks and Access Control - Valley	\$1,008,471	\$1,008,471	\$0
40J-813.02	Cameras and Video Surveillance - Valley	\$0	\$0	\$0
40J-813.03	Overhead Paging and Mass Notification - Valley	\$225,000	\$225,000	\$0
40J-813.05	Door Locks and Access Control Phase 2 - Valley	\$7,791,020	\$7,791,020	\$0
40J-913.00	Districtwide Physical Security - West	\$308	\$308	\$0
40J-913.01	Door Locks and Access Control - West	\$430,912	\$430,912	\$0
40J-913.02	Cameras and Video Surveillance - West	\$0	\$0	\$0
40J-913.03	Overhead Paging and Mass Notification - West	\$225,000	\$225,000	\$0
40J-913.05	Door Locks and Access Control Phase 2 - West	\$6,047,645	\$6,047,645	\$0
40J-D13.01	Door Locks and Access Control - District HQ	\$0	\$0	\$0
40J-D13.02	Cameras and Video Surveillance - District HQ	\$0	\$0	\$0
40J-D13.03	Overhead Paging and Mass Notification - District HQ	\$80,000	\$80,000	\$0
40J-G13.01	Door Locks and Access Control - South Gate	\$2,894	\$2,894	\$0
40J-G13.03	Overhead Paging and Mass Notification - South Gate	\$80,000	\$80,000	\$0
40J-J13.00	Districtwide Physical Security	\$15,101,011	\$15,101,011	\$0
40J-J13.03	Overhead Paging and Mass Notification	\$735,000	\$735,000	\$0
40J-J13.04	Districtwide Security Center	\$0	\$0	\$0
40J-N13.01	Door Locks and Access Control - Northeast	\$1,737	\$1,737	\$0
40J-N13.03	Overhead Paging and Mass Notification - Northeast	\$80,000	\$80,000	\$0
40J-N13.04	Districtwide Security Center - Northeast	\$0	\$0	\$0

Districtwide Initiatives

All Sub-Projects by Rollup

		\$101,663,844	\$101,663,844	\$0
		Current Budget	EAC	Funding Variance
40J-J14				
40J-114.01	Security Cameras Phase 1 - City	\$2,496,393	\$2,496,393	\$0
40J-214.01	Security Cameras Phase 1 - East	\$2,478,444	\$2,478,444	\$0
40J-314.01	Security Cameras Phase 1 - Harbor	\$1,829,665	\$1,829,665	\$0
40J-414.01	Security Cameras Phase 1 - Mission	\$2,125,075	\$2,125,075	\$0
40J-514.01	Security Cameras Phase 1 - Pierce	\$2,279,960	\$2,279,960	\$0
40J-614.01	Security Cameras Phase 1 - Southwest	\$2,184,873	\$2,184,873	\$0
40J-714.01	Security Cameras Phase 1 - Trade	\$2,070,967	\$2,070,967	\$0
40J-814.01	Security Cameras Phase 1 - Valley	\$1,602,462	\$1,602,462	\$0
40J-914.01	Security Cameras Phase 1 - West	\$1,389,676	\$1,389,676	\$0
40J-D14.01	Security Cameras Phase 1 - District HQ	\$395,115	\$395,115	\$0
		\$18,852,630	\$18,852,630	\$0
40J-J15				
		Current Budget	EAC	Funding Variance
40J-115.01	Mass Notification Phase 1 - City	\$1,209,397	\$1,209,397	\$0
40J-215.01	Mass Notification Phase 1 - East	\$1,209,397	\$1,209,397	\$0
40J-315.01	Mass Notification Phase 1 - Harbor	\$927,050	\$927,050	\$0
40J-415.01	Mass Notification Phase 1 - Mission	\$1,209,397	\$1,209,397	\$0
40J-515.01	Mass Notification Phase 1 - Pierce	\$1,491,742	\$1,491,742	\$0
40J-615.01	Mass Notification Phase 1 - Southwest	\$927,050	\$927,050	\$0
40J-715.01	Mass Notification Phase 1 - Trade	\$1,209,397	\$1,209,397	\$0
40J-815.01	Mass Notification Phase 1 - Valley	\$1,209,397	\$1,209,397	\$0
40J-915.01	Mass Notification Phase 1 - West	\$1,209,397	\$1,209,397	\$0
		\$10,602,221	\$10,602,221	\$0
40J-J18				
		Current Budget	EAC	Funding Variance
40J-318.00	Campus Wide Safety and Security Improvement	\$241,869	\$241,869	\$0
40J-818.00	Coldwater Canyon Extension - Safety and Security Improvemen	\$1,253,346	\$1,253,346	\$0
40J-818.01	College Road North - Safety and Security Improvements	\$156,864	\$156,864	\$0
		\$1,652,080	\$1,652,080	\$0
40J-J19				
		Current Budget	EAC	Funding Variance
40J-C19.00	Security Operations Center	\$15,068,500	\$15,068,500	\$0
		\$15,068,500	\$15,068,500	\$0
40J-J20				
		Current Budget	EAC	Funding Variance
40J-120.01	Security Network Infrastructure Phase 1 - City	\$450,000	\$450,000	\$0
40J-220.01	Security Network Infrastructure Phase 1 - East	\$250,000	\$250,000	\$0
40J-320.01	Security Network Infrastructure Phase 1 - Harbor	\$450,000	\$450,000	\$0
40J-420.01	Security Network Infrastructure Phase 1 - Mission	\$600,000	\$600,000	\$0
40J-520.01	Security Network Infrastructure Phase 1 - Pierce	\$450,000	\$450,000	\$0
40J-620.01	Security Network Infrastructure Phase 1 - Southwest	\$450,000	\$450,000	\$0
40J-720.01	Security Network Infrastructure Phase 1 - Trade	\$600,000	\$600,000	\$0
40J-820.01	Security Network Infrastructure Phase 1 - Valley	\$450,000	\$450,000	\$0

Districtwide Initiatives

All Sub-Projects by Rollup

40J-J20		Current Budget	EAC	Funding Variance
40J-920.01	Security Network Infrastructure Phase 1 - West	\$450,000	\$450,000	\$0
40J-D20.01	Security Network Infrastructure Phase 1 - District HQ	\$100,000	\$100,000	\$0
		\$4,250,000	\$4,250,000	\$0
40J-J22		Current Budget	EAC	Funding Variance
40J-122.00	Energy Efficiency - City	\$0	\$0	\$0
40J-222.00	Energy Efficiency - East	\$0	\$0	\$0
40J-322.00	Energy Efficiency - Harbor	\$0	\$0	\$0
40J-422.00	Energy Efficiency - Mission	\$0	\$0	\$0
40J-522.00	Energy Efficiency - Pierce	\$0	\$0	\$0
40J-622.00	Energy Efficiency - Southwest	\$0	\$0	\$0
40J-722.00	Energy Efficiency - Trade	\$0	\$0	\$0
40J-822.00	Energy Efficiency - Valley	\$0	\$0	\$0
40J-922.00	Energy Efficiency - West	\$0	\$0	\$0
40J-J22.00	Energy Efficiency	\$0	\$0	\$0
		\$0	\$0	\$0
40J-J23		Current Budget	EAC	Funding Variance
40J-123.00	Alternative Energy - City	\$300,000	\$300,000	\$0
40J-223.00	Alternative Energy - East	\$300,000	\$300,000	\$0
40J-323.00	Alternative Energy - Harbor	\$300,000	\$300,000	\$0
40J-423.00	Alternative Energy - Mission	\$300,000	\$300,000	\$0
40J-523.00	Alternative Energy - Pierce	\$300,000	\$300,000	\$0
40J-623.00	Alternative Energy - Southwest	\$300,000	\$300,000	\$0
40J-723.00	Alternative Energy - Trade	\$300,000	\$300,000	\$0
40J-823.00	Alternative Energy - Valley	\$300,000	\$300,000	\$0
40J-923.00	Alternative Energy - West	\$300,000	\$300,000	\$0
40J-J23.00	Alternative Energy	\$13,300,000	\$13,300,000	\$0
		\$16,000,000	\$16,000,000	\$0
40J-J24		Current Budget	EAC	Funding Variance
40J-124.00	New Emerging Technology - City	\$300,000	\$300,000	\$0
40J-224.00	New Emerging Technology - East	\$300,000	\$300,000	\$0
40J-324.00	New Emerging Technology - Harbor	\$300,000	\$300,000	\$0
40J-424.00	New Emerging Technology - Mission	\$300,000	\$300,000	\$0
40J-524.00	New Emerging Technology - Pierce	\$300,000	\$300,000	\$0
40J-624.00	New Emerging Technology - Southwest	\$300,000	\$300,000	\$0
40J-724.00	New Emerging Technology - Trade	\$300,000	\$300,000	\$0
40J-824.00	New Emerging Technology - Valley	\$300,000	\$300,000	\$0
40J-924.00	New Emerging Technology - West	\$300,000	\$300,000	\$0
40J-J24.00	New Emerging Technology	\$13,070,894	\$13,070,894	\$0
		\$15,770,894	\$15,770,894	\$0
40J-J25		Current Budget	EAC	Funding Variance

Districtwide Initiatives

All Sub-Projects by Rollup

40J-J25		Current Budget	EAC	Funding Variance
40J-125.00	Energy Studies & Reports - City	\$540,306	\$540,306	\$0
40J-125.01	District-wide Sustainability and Climate Action Roadmap - City	\$246,800	\$246,800	\$0
40J-225.00	Energy Studies & Reports - East	\$541,476	\$541,476	\$0
40J-225.01	District-wide Sustainability and Climate Action Roadmap - East	\$274,400	\$274,400	\$0
40J-325.00	Energy Studies & Reports - Harbor	\$490,964	\$490,964	\$0
40J-325.01	District-wide Sustainability and Climate Action Roadmap - Harbc	\$178,800	\$178,800	\$0
40J-425.00	Energy Studies & Reports - Mission	\$361,812	\$361,812	\$0
40J-425.01	District-wide Sustainability and Climate Action Roadmap - Missic	\$176,200	\$176,200	\$0
40J-525.00	Energy Studies & Reports - Pierce	\$492,523	\$492,523	\$0
40J-525.01	District-wide Sustainability and Climate Action Roadmap - Pierce	\$279,800	\$279,800	\$0
40J-625.00	Energy Studies & Reports - Southwest	\$408,878	\$408,878	\$0
40J-625.01	District-wide Sustainability and Climate Action Roadmap - South	\$176,600	\$176,600	\$0
40J-725.00	Energy Studies & Reports - Trade	\$530,450	\$530,450	\$0
40J-725.01	District-wide Sustainability and Climate Action Roadmap - Trade	\$250,200	\$250,200	\$0
40J-825.00	Energy Studies & Reports - Valley	\$504,611	\$504,611	\$0
40J-825.01	District-wide Sustainability and Climate Action Roadmap - Valley	\$241,600	\$241,600	\$0
40J-925.00	Energy Studies & Reports - West	\$486,352	\$486,352	\$0
40J-925.01	District-wide Sustainability and Climate Action Roadmap - West	\$175,600	\$175,600	\$0
40J-C25.00	Energy Studies & Reports - Corporate Center	\$31,330	\$31,330	\$0
40J-D25.00	Energy Studies & Reports - District ESC	\$27,068	\$27,068	\$0
40J-G25.00	Energy Studies & Reports - South Gate	\$31,330	\$31,330	\$0
40J-J25.00	Energy Studies & Reports	\$0	\$0	\$0
40J-N25.00	Energy Studies & Reports - Northeast	\$143,220	\$143,220	\$0
		\$6,590,319	\$6,590,319	\$0
40J-J26		Current Budget	EAC	Funding Variance
40J-126.00	UVC Light at Building HVAC Systems – City	\$1,046,935	\$1,046,935	\$0
40J-226.00	UVC Light at Building HVAC Systems – East	\$660,770	\$660,770	\$0
40J-326.00	UVC Light at Building HVAC Systems – Harbor	\$746,969	\$746,969	\$0
40J-426.00	UVC Light at Building HVAC Systems – Mission	\$40,100	\$40,100	\$0
40J-526.00	UVC Light at Building HVAC Systems – Pierce	\$46,986	\$46,986	\$0
40J-626.00	UVC Light at Building HVAC Systems – Southwest	\$535,286	\$535,286	\$0
40J-726.00	UVC Light at Building HVAC Systems – Trade	\$935,951	\$935,951	\$0
40J-826.00	UVC Light at Building HVAC Systems – Valley	\$1,311,726	\$1,311,726	\$0
40J-926.00	UVC Light at Building HVAC Systems – West	\$816,452	\$816,452	\$0
40J-N26.00	UVC Light at Building HVAC Systems - Northeast	\$17,900	\$17,900	\$0
		\$6,159,076	\$6,159,076	\$0
40J-J27		Current Budget	EAC	Funding Variance
40J-127.00	Sustainability - Program Management - City	\$460,954	\$460,954	\$0
40J-127.01	Sustainability, LED Upgrade – Science & Technology Building	\$330,742	\$330,742	\$0
40J-127.03	Sustainability - Central Plant Decarbonization - City	\$9,184,487	\$9,184,487	\$0
40J-227.00	Sustainability - Program Management - East	\$642,436	\$642,436	\$0
40J-227.01	Sustainability, LED Upgrade - Lecture Halls G7	\$81,172	\$81,172	\$0

Districtwide Initiatives

All Sub-Projects by Rollup

40J-J27		Current Budget	EAC	Funding Variance
40J-327.00	Sustainability - Program Management - Harbor	\$376,681	\$376,681	\$0
40J-327.01	Sustainability, LED Upgrade - Physical Education & Wellness Bu	\$250,213	\$250,213	\$0
40J-427.00	Sustainability - Program Management - Mission	\$370,410	\$370,410	\$0
40J-427.01	Sustainability, LED Upgrade - Collaborative Studies Building	\$81,403	\$81,403	\$0
40J-527.00	Sustainability - Program Management - Pierce	\$482,513	\$482,513	\$0
40J-527.01	Sustainability, LED Upgrade - College Services Building	\$247,097	\$247,097	\$0
40J-627.00	Sustainability - Program Management - Southwest	\$286,137	\$286,137	\$0
40J-627.01	Sustainability, LED Upgrade - Athletic Field House	\$171,519	\$171,519	\$0
40J-727.00	Sustainability - Program Management - Trade	\$435,868	\$435,868	\$0
40J-727.01	Sustainability, LED Upgrade - Administrative Services Building	\$359,291	\$359,291	\$0
40J-827.00	Sustainability - Program Management - Valley	\$492,704	\$492,704	\$0
40J-827.01	Sustainability, LED Upgrade - Community Services & Monarch E	\$284,119	\$284,119	\$0
40J-827.03	Sustainability - Central Plant Improvement and Decarbonization	\$28,156,984	\$28,156,984	\$0
40J-927.00	Sustainability - Program Management - West	\$371,978	\$371,978	\$0
40J-927.01	Sustainability, LED Upgrade - General Classroom Building	\$351,616	\$351,616	\$0
40J-J27.01	Sustainability, LED Upgrade - Multi-Campus	\$0	\$0	\$0
		\$43,418,323	\$43,418,323	\$0

40J-J29		Current Budget	EAC	Funding Variance
40J-129.00	Infrastructure - Program Management – City	\$400,882	\$400,882	\$0
40J-129.02	Infrastructure - North Campus Hydronic Lines Replacement - Cil	\$51,129,520	\$51,129,520	\$0
40J-229.00	Infrastructure - Program Management – East	\$445,713	\$445,713	\$0
40J-229.01	Infrastructure - Storm Water Line Replacement - Building F5 - E	\$993,276	\$993,276	\$0
40J-229.02	Infrastructure - Storm Drain Replacement Math and Science Bui	\$1,457,961	\$1,457,961	\$0
40J-229.03	Infrastructure - Domestic Water Pump Control Panel Replaceme	\$561,910	\$561,910	\$0
40J-229.04	Infrastructure - Campus-Wide Electrical Vaults Retrofit - East	\$4,980,392	\$4,980,392	\$0
40J-229.05	Infrastructure - Storm Drain Replacement at Parking Structure 3	\$603,173	\$603,173	\$0
40J-329.00	Infrastructure - Program Management – Harbor	\$290,428	\$290,428	\$0
40J-329.01	Infrastructure - Campus Wide Hydronic Lines Replacement - Ha	\$36,578,279	\$36,578,279	\$0
40J-329.02	Infrastructure - CDC Building Waste Line Replacement - Harbor	\$3,416,514	\$3,416,514	\$0
40J-429.00	Infrastructure - Program Management – Mission	\$286,205	\$286,205	\$0
40J-429.02	Infrastructure - Campus-Wide Hydronic Lines Repair & Flush Sy	\$2,647,203	\$2,647,203	\$0
40J-429.03	Infrastructure - Culinary Arts Grease Interceptor Replacement ar	\$2,952,543	\$2,952,543	\$0
40J-429.04	Infrastructure - Campus-Wide Electrical Replacement - Mission	\$6,469,077	\$6,469,077	\$0
40J-429.05	Infrastructure - Campus-Wide Site Lighting Replacement - Missi	\$6,852,316	\$6,852,316	\$0
40J-529.00	Infrastructure - Program Management – Pierce	\$454,485	\$454,485	\$0
40J-529.02	Infrastructure - Flooding at Alder Building - Pierce	\$3,392,957	\$3,392,957	\$0
40J-629.00	Infrastructure - Program Management – Southwest	\$286,855	\$286,855	\$0
40J-629.02	Infrastructure - Campus-Wide Hydronic Lines Replacement - So	\$29,666,761	\$29,666,761	\$0
40J-729.00	Infrastructure - Program Management – Trade	\$406,405	\$406,405	\$0
40J-829.00	Infrastructure - Program Management – Valley	\$392,436	\$392,436	\$0
40J-829.02	Infrastructure - Hydronic Line Replacement - Valley	\$40,569,622	\$40,569,622	\$0
40J-929.00	Infrastructure - Program Management – West	\$285,231	\$285,231	\$0
40J-929.01	Infrastructure - Campus-Wide Electrical Equipment Replacemen	\$5,682,627	\$5,682,627	\$0

Districtwide Initiatives

All Sub-Projects by Rollup

40J-J29		Current Budget	EAC	Funding Variance
40J-929.02	Infrastructure - Domestic and Fire Water Pumps Replacement -	\$5,870,111	\$5,870,111	\$0
40J-929.03	Infrastructure - College Boulevard Lighting and Roadway Improv	\$11,299,973	\$11,299,973	\$0
		\$218,372,855	\$218,372,855	\$0
40J-J30		Current Budget	EAC	Funding Variance
40J-130.00	Athletic Fields Program Management – City	\$413,321	\$413,321	\$0
40J-130.01	Athletic Fields - Soccer Field Miscellaneous Upgrades - City	\$3,461,436	\$3,461,436	\$0
40J-230.00	Athletic Fields Program Management - East	\$459,543	\$459,543	\$0
40J-330.00	Athletic Fields Program Management - Harbor	\$299,440	\$299,440	\$0
40J-430.00	Athletic Fields Program Management - Mission	\$295,086	\$295,086	\$0
40J-430.01	Athletic Fields - Multi-Purpose Field w/Track - Mission	\$9,693,090	\$9,693,090	\$0
40J-430.02	Athletic Fields - Softball Fields - Mission	\$4,095,312	\$4,095,312	\$0
40J-430.03	Athletic Fields - Tennis Courts - Mission	\$3,199,050	\$3,199,050	\$0
40J-430.04	Athletic Fields - Restroom Building - Mission	\$6,194,995	\$6,194,995	\$0
40J-430.05	Athletic Fields - Concessions Building - Mission	\$5,745,663	\$5,745,663	\$0
40J-430.06	Athletic Fields - Parking Lot - Mission	\$8,340,475	\$8,340,475	\$0
40J-430.07	Athletic Fields - Baseball Field Renovation - Mission	\$1,078,815	\$1,078,815	\$0
40J-530.00	Athletic Fields Program Management - Pierce	\$468,587	\$468,587	\$0
40J-530.01	Athletic Fields - Baseball Field Upgrades - Pierce	\$8,851,505	\$8,851,505	\$0
40J-530.02	Athletic Fields - New Softball Field - Pierce	\$5,843,085	\$5,843,085	\$0
40J-530.03	Athletic Fields - New Field House/Concessions - Pierce	\$6,326,252	\$6,326,252	\$0
40J-630.00	Athletic Fields Program Management - Southwest	\$295,756	\$295,756	\$0
40J-730.00	Athletic Fields Program Management - Trade	\$419,015	\$419,015	\$0
40J-830.00	Athletic Fields Program Management - Valley	\$404,612	\$404,612	\$0
40J-830.01	Athletic Fields - New Field House - Valley	\$9,388,095	\$9,388,095	\$0
40J-830.02	Athletic Fields - Soccer and Multipurpose Fields Upgrades - Vall	\$12,220,854	\$12,220,854	\$0
40J-930.00	Athletic Fields Program Management - West	\$294,081	\$294,081	\$0
40J-930.01	Athletic Fields - Baseball Field Upgrades - West	\$3,641,815	\$3,641,815	\$0
		\$91,429,882	\$91,429,882	\$0
40J-J31		Current Budget	EAC	Funding Variance
40J-131.00	Student Housing - City	\$800,000	\$800,000	\$0
40J-531.00	Student Housing - Pierce	\$800,000	\$800,000	\$0
40J-931.00	Student Housing - West	\$800,000	\$800,000	\$0
		\$2,400,000	\$2,400,000	\$0
40J-J32		Current Budget	EAC	Funding Variance
40J-132.01	Technology - Wi-Fi, Fiber, Copper Modernization - City	\$342,700	\$342,700	\$0
40J-232.01	Technology - Wi-Fi, Fiber, Copper Modernization - East	\$397,498	\$397,498	\$0
40J-332.01	Technology - Wi-Fi, Fiber, Copper Modernization - Harbor	\$298,069	\$298,069	\$0
40J-432.01	Technology - Wi-Fi, Fiber, Copper Modernization - Mission	\$348,834	\$348,834	\$0
40J-532.01	Technology - Wi-Fi, Fiber, Copper Modernization - Pierce	\$373,139	\$373,139	\$0
40J-632.01	Technology - Wi-Fi, Fiber, Copper Modernization - Southwest	\$373,065	\$373,065	\$0
40J-732.01	Technology - Wi-Fi, Fiber, Copper Modernization - Trade	\$261,340	\$261,340	\$0

Districtwide Initiatives

All Sub-Projects by Rollup

40J-J32		Current Budget	EAC	Funding Variance
40J-832.01	Technology - Wi-Fi, Fiber, Copper Modernization - Valley	\$336,751	\$336,751	\$0
40J-932.01	Technology - Wi-Fi, Fiber, Copper Modernization - West	\$330,051	\$330,051	\$0
		\$3,061,446	\$3,061,446	\$0
40J-J34		Current Budget	EAC	Funding Variance
40J-134.00	Building Management System - City	\$139,000	\$139,000	\$0
40J-234.00	Building Management System - East	\$152,800	\$152,800	\$0
40J-334.00	Building Management System - Harbor	\$105,000	\$105,000	\$0
40J-434.00	Building Management System - Mission	\$103,700	\$103,700	\$0
40J-534.00	Building Management System - Pierce	\$155,800	\$155,800	\$0
40J-634.00	Building Management System - Southwest	\$103,900	\$103,900	\$0
40J-834.00	Building Management System - Valley	\$136,400	\$136,400	\$0
40J-934.00	Building Management System - West	\$103,400	\$103,400	\$0
		\$1,000,000	\$1,000,000	\$0
40J-J35		Current Budget	EAC	Funding Variance
40J-135.00	Digital Twin Meta-Tech Initiative - City	\$3,236,493	\$3,236,493	\$0
40J-235.00	Digital Twin Meta-Tech Initiative - East	\$3,598,435	\$3,598,435	\$0
40J-335.00	Digital Twin Meta-Tech Initiative - Harbor	\$2,344,753	\$2,344,753	\$0
40J-435.00	Digital Twin Meta-Tech Initiative - Mission	\$2,310,657	\$2,310,657	\$0
40J-535.00	Digital Twin Meta-Tech Initiative - Pierce	\$3,669,249	\$3,669,249	\$0
40J-635.00	Digital Twin Meta-Tech Initiative - Southwest	\$2,315,902	\$2,315,902	\$0
40J-735.00	Digital Twin Meta-Tech Initiative - Trade	\$3,281,080	\$3,281,080	\$0
40J-835.00	Digital Twin Meta-Tech Initiative - Valley	\$3,168,301	\$3,168,301	\$0
40J-935.00	Digital Twin Meta-Tech Initiative - West	\$2,302,788	\$2,302,788	\$0
		\$26,227,659	\$26,227,659	\$0

Districtwide Initiatives Exhibit C

Exhibit C Districtwide Initiatives Budget Transfer Log (2014 thru 2017 Rebaseline)

Districtwide Initiatives

Sub-Project/Building Level Budget Transfer Log (2014 thru 2017 Rebaseline)

Proj Ref	Project/Building Name	Established Budget	Current Budget	Variance	Approved Date
40J-101.02	M & DR - City	\$1,012,627	\$1,012,627		01/01/2014
40J-101.03	City - Demand Side Management (DSM)	\$4,475,753	\$4,475,753		01/01/2014
40J-101.04	Chilled Water Storage	\$2,690,499	\$2,690,499		01/01/2014
40J-102.00	Transportation and Accessibility Improvements - City	\$1,012,094	\$1,012,094		01/01/2014
40J-102.01	City - Trans and Accessibility Improvements	\$2,891,610	\$2,891,610		01/01/2014
40J-105.00	Technology - City	\$1,092,004	\$1,092,004		01/01/2014
40J-106.00	Anti-Graffiti Program - City	\$72,173	\$72,173		01/01/2014
40J-107.00	Warranty Program - City	\$659,519	\$659,519		01/01/2014
40J-108.00	Whole Building Commissioning - City	\$1,454,359	\$1,454,359		01/01/2014
40J-109.00	Storm Water Implementation - City	\$172,761	\$172,761		01/01/2014
40J-109.01	City - Storm Water North Campus	\$2,900,000	\$2,900,000		01/01/2014
40J-201.02	M & DR - East	\$1,206,626	\$1,206,626		01/01/2014
40J-201.03	East - Original Northwest Parking PV / Carport Structure	\$3,451,708	\$3,451,708		01/01/2014
40J-201.04	East - Thin Film for A-1 Child Development Center	\$403,785	\$403,785		01/01/2014
40J-201.05	East - Thin Film for C-1 Men's Gym	\$694,071	\$694,071		01/01/2014
40J-201.06	East - Thin Film for E-9 Women's Gym	\$662,342	\$662,342		01/01/2014
40J-201.07	East - Thin Film for G-3 Auditorium	\$629,894	\$629,894		01/01/2014

Districtwide Initiatives

Sub-Project/Building Level Budget Transfer Log (2014 thru 2017 Rebaseline)

Proj Ref	Project/Building Name	Established Budget	Current Budget	Variance	Approved Date
40J-201.08	East - Thin Film for H-9 Plant Facilities	\$354,993	\$354,993		01/01/2014
40J-201.09	East - Thin Film for P-1 Auto Shop	\$403,547	\$403,547		01/01/2014
40J-201.10	East - Additional Northwest Parking PV / Carport Structure	\$2,873,179	\$2,873,179		01/01/2014
40J-202.00	Transportation and Accessibility Improvements - East	\$1,653,526	\$1,653,526		01/01/2014
40J-202.01	East - Trans and Accessibility Improvements- Phase 1 Ext	\$6,947,916	\$6,947,916		01/01/2014
40J-202.02	East - Trans and Accessibility Improvements-Phase 2 Int	\$5,503,151	\$5,503,151		01/01/2014
40J-205.00	Technology - East	\$1,049,276	\$1,049,276		01/01/2014
40J-206.00	Anti-Graffiti Program - East	\$212,723	\$212,723		01/01/2014
40J-207.00	Warranty Program - East	\$735,956	\$735,956		01/01/2014
40J-208.00	Whole Building Commissioning - East	\$1,616,722	\$1,616,722		01/01/2014
40J-209.00	Storm Water Implementation - East	\$243,751	\$243,751		01/01/2014
40J-209.01	East Stormwater-West & Central section of Campus	\$2,719,163	\$2,719,163		01/01/2014
40J-301.02	M & DR - Harbor	\$1,272,079	\$1,272,079		01/01/2014
40J-301.03	Harbor - Parking Lot 6 / Carport Structure	\$19,179,790	\$19,179,790		01/01/2014
40J-301.04	Harbor - Parking Lot 7 / Carport Structure	\$815,370	\$815,370		01/01/2014
40J-301.05	Harbor - Parking Lot 8 / Carport Structure	\$10,900,258	\$10,900,258		01/01/2014

Districtwide Initiatives

Sub-Project/Building Level Budget Transfer Log (2014 thru 2017 Rebaseline)

Proj Ref	Project/Building Name	Established Budget	Current Budget	Variance	Approved Date
40J-302.00	Transportation and Accessibility Improvements - Harbor	\$1,385,430	\$1,385,430		01/01/2014
40J-302.01	Harbor - Trans and Accessibility Improvements	\$2,315,693	\$2,315,693		01/01/2014
40J-305.00	Technology - Harbor	\$673,919	\$673,919		01/01/2014
40J-306.00	Anti-Graffiti Program - Harbor	\$191,379	\$191,379		01/01/2014
40J-307.00	Warranty Program - Harbor	\$477,432	\$477,432		01/01/2014
40J-308.00	Whole Building Commissioning - Harbor	\$1,053,127	\$1,053,127		01/01/2014
40J-309.00	Storm Water Implementation - Harbor	\$92,293	\$92,293		01/01/2014
40J-309.01	Storm Water Student Services & Science Lateral -Harbor	\$35,000	\$35,000		01/01/2014
40J-309.02	Harbor Stormwater-Location #1 City Outfall	\$210,600	\$210,600		01/01/2014
40J-309.03	Harbor Stormwater Location #2 Basin Bioretention	\$192,000	\$192,000		01/01/2014
40J-309.04	Harbor Stormwater -Pre-Treatment	\$80,000	\$80,000		01/01/2014
40J-401.02	M & DR - Mission	\$1,041,090	\$1,041,090		01/01/2014
40J-401.03	Renewable Energy - Mission	\$3,898,470	\$3,898,470		01/01/2014
40J-402.00	Transportation and Accessibility Improvements - Mission	\$769,016	\$769,016		01/01/2014
40J-402.01	Mission - Trans and Accessibility Parking & RWGPL	\$3,480,077	\$3,480,077		01/01/2014
40J-405.00	Technology - Mission	\$856,785	\$856,785		01/01/2014

Districtwide Initiatives

Sub-Project/Building Level Budget Transfer Log (2014 thru 2017 Rebaseline)

Proj Ref	Project/Building Name	Established Budget	Current Budget	Variance	Approved Date
40J-406.00	Anti-Graffiti Program - Mission	\$51,508	\$51,508		01/01/2014
40J-407.00	Warranty Program - Mission	\$470,606	\$470,606		01/01/2014
40J-408.00	Whole Building Commissioning - Mission	\$1,538,936	\$1,538,936		01/01/2014
40J-409.00	Storm Water Implementation - Mission	\$818,591	\$818,591		01/01/2014
40J-409.01	East Campus Storm Water Mitigation	\$634,095	\$634,095		01/01/2014
40J-409.02	Zone 4 Storm Chamber Retention System	\$244,046	\$244,046		01/01/2014
40J-409.03	Zone 5 Swale with Gravel Detention Basin	\$165,000	\$165,000		01/01/2014
40J-501.02	M & DR - Pierce	\$1,206,395	\$1,206,395		01/01/2014
40J-501.03	Pierce - Parking Lot 4 PV / Carport Structure	\$5,957,406	\$5,957,406		01/01/2014
40J-501.04	Pierce - Parking Lot 6 PV / Carport Structure	\$4,443,111	\$4,443,111		01/01/2014
40J-501.05	Pierce - Near Net Zero Central Plant at M&O	\$8,275,841	\$8,275,841		01/01/2014
40J-501.06	Pierce - Parking Lot 1 PV / Carport Structure	\$219,704	\$219,704		01/01/2014
40J-501.07	Pierce - Parking Lot 8 PV / Carport Structure	\$278,327	\$278,327		01/01/2014
40J-502.00	Transportation and Accessibility Improvements - Pierce	\$1,197,274	\$1,197,274		01/01/2014
40J-502.01	Pierce - Trans and Accessibility Improvements	\$4,960,300	\$4,960,300		01/01/2014
40J-505.00	Technology - Pierce	\$585,504	\$585,504		01/01/2014
40J-506.00	Anti-Graffiti Program - Pierce	\$107,258	\$107,258		01/01/2014

Districtwide Initiatives

Sub-Project/Building Level Budget Transfer Log (2014 thru 2017 Rebaseline)

Proj Ref	Project/Building Name	Established Budget	Current Budget	Variance	Approved Date
40J-507.00	Warranty Program - Pierce	\$747,746	\$747,746		01/01/2014
40J-508.00	Whole Building Commissioning - Pierce	\$1,649,047	\$1,649,047		01/01/2014
40J-509.00	Storm Water Implementation - Pierce	\$259,804	\$259,804		01/01/2014
40J-509.01	Pierce Storm water	\$3,413,997	\$3,413,997		01/01/2014
40J-601.02	M & DR - Southwest	\$1,115,531	\$1,115,531		01/01/2014
40J-601.03	Southwest - Parking Lot 1 / Carport Structure	\$5,300,683	\$5,300,683		01/01/2014
40J-601.04	Southwest - Parking Lot 1 / Infrastructure	\$484,526	\$484,526		01/01/2014
40J-601.05	Southwest - Parking Lot 3 / Infrastructure	\$2,391,933	\$2,391,933		01/01/2014
40J-602.00	Transportation and Accessibility Improvements - Southwest	\$978,039	\$978,039		01/01/2014
40J-602.01	Southwest - Trans and Accessibility Improvements	\$934,678	\$934,678		01/01/2014
40J-605.00	Technology - Southwest	\$628,921	\$628,921		01/01/2014
40J-606.00	Anti-Graffiti Program - Southwest	\$134,406	\$134,406		01/01/2014
40J-607.00	Warranty Program - Southwest	\$471,743	\$471,743		01/01/2014
40J-608.00	Whole Building Commissioning - Southwest	\$1,040,458	\$1,040,458		01/01/2014
40J-609.00	Storm Water Implementation - Southwest	\$186,332	\$186,332		01/01/2014
40J-609.01	Storm Water Campus Wide Collection System-Southwest	\$1,016,570	\$1,016,570		01/01/2014

Districtwide Initiatives

Sub-Project/Building Level Budget Transfer Log (2014 thru 2017 Rebaseline)

Proj Ref	Project/Building Name	Established Budget	Current Budget	Variance	Approved Date
40J-609.02	Storm Water Pony Wall - Southwest	\$500,000	\$500,000		01/01/2014
40J-701.02	M & DR - Trade	\$738,944	\$738,944		01/01/2014
40J-701.03	Trade - Building "F" PV	\$7,106,620	\$7,106,620		01/01/2014
40J-701.04	Trade - Demand Side Management (DSM)	\$1,175,316	\$1,175,316		01/01/2014
40J-701.05	Trade- East Parking Structure Additional PV	\$1,040,390	\$1,040,390		01/01/2014
40J-701.06	Culinary Building Solar PV	\$2,806,022	\$2,806,022		01/01/2014
40J-702.00	Transportation and Accessibility Improvements - Trade	\$1,222,355	\$1,222,355		01/01/2014
40J-702.01	Trade - Trans and Accessibility Improvements	\$7,792,942	\$7,792,942		01/01/2014
40J-705.00	Technology - Trade	\$681,636	\$681,636		01/01/2014
40J-706.00	Anti-Graffiti Program - Trade	\$162,046	\$162,046		01/01/2014
40J-707.00	Warranty Program - Trade	\$1,109,921	\$1,109,921		01/01/2014
40J-708.00	Whole Building Commissioning - Trade	\$1,473,984	\$1,473,984		01/01/2014
40J-709.00	Storm Water Implementation - Trade	\$149,408	\$149,408		01/01/2014
40J-709.01	North Quad Underground Infiltration System	\$3,185,000	\$3,185,000		01/01/2014
40J-801.02	M & DR - Valley	\$1,230,479	\$1,230,479		01/01/2014
40J-801.03	Valley - Parking Lot C / Carport Structure	\$550,611	\$550,611		01/01/2014

Districtwide Initiatives

Sub-Project/Building Level Budget Transfer Log (2014 thru 2017 Rebaseline)

Proj Ref	Project/Building Name	Established Budget	Current Budget	Variance	Approved Date
40J-801.04	Valley - Parking Lot D / Carport Structure	\$5,374,616	\$5,374,616		01/01/2014
40J-801.05	Valley - M&O Parking Lot	\$1,339,581	\$1,339,581		01/01/2014
40J-802.00	Transportation and Accessibility Improvements - Valley	\$1,495,296	\$1,495,296		01/01/2014
40J-802.01	Valley - Trans and Accessibility Improvements	\$11,772,854	\$11,772,854		01/01/2014
40J-805.00	Technology - Valley	\$666,614	\$666,614		01/01/2014
40J-806.00	Anti-Graffiti Program - Valley	\$70,621	\$70,621		01/01/2014
40J-807.00	Warranty Program - Valley	\$645,298	\$645,298		01/01/2014
40J-808.00	Whole Building Commissioning - Valley	\$1,423,263	\$1,423,263		01/01/2014
40J-809.00	Storm Water Implementation - Valley	\$2,186,003	\$2,186,003		01/01/2014
40J-901.02	M & DR - West	\$1,106,774	\$1,106,774		01/01/2014
40J-901.03	West - Parking Lot 7 PV	\$4,914,552	\$4,914,552		01/01/2014
40J-901.04	West - Energy Efficiency Project	\$250,930	\$250,930		01/01/2014
40J-902.00	Transportation and Accessibility Improvements - West	\$549,898	\$549,898		01/01/2014
40J-902.01	West - Trans and Accessibility Improvements	\$7,134,826	\$7,134,826		01/01/2014
40J-905.00	Technology - West	\$953,947	\$953,947		01/01/2014
40J-906.00	Anti-Graffiti Program - West	\$80,009	\$80,009		01/01/2014
40J-907.00	Warranty Program - West	\$468,899	\$468,899		01/01/2014

Districtwide Initiatives

Sub-Project/Building Level Budget Transfer Log (2014 thru 2017 Rebaseline)

Proj Ref	Project/Building Name	Established Budget	Current Budget	Variance	Approved Date
40J-908.00	Whole Building Commissioning - West	\$1,034,315	\$1,034,315		01/01/2014
40J-909.00	Storm Water Implementation - West	\$270,833	\$270,833		01/01/2014
40J-909.01	Storm Water Catch Basin Inserts Project# 6 - West	\$25,000	\$25,000		01/01/2014
40J-909.02	Storm Water Project #2,#3, #4 Storm Water Infiltration	\$2,370,462	\$2,370,462		01/01/2014
40J-D01.03	DESA - Precheck Design	\$1,943,875	\$1,943,875		01/01/2014
40J-D01.04	DESA - City Deferred Projects	\$1,056,952	\$1,056,952		01/01/2014
40J-D01.05	DESA - East Deferred Projects	\$724,111	\$724,111		01/01/2014
40J-D01.06	DESA - Pierce Deferred Projects	\$232,775	\$232,775		01/01/2014
40J-D01.07	DESA - Southwest Deferred Projects	\$607,887	\$607,887		01/01/2014
40J-D01.08	DESA - Trade Deferred Projects	\$1,499,082	\$1,499,082		01/01/2014
40J-D01.09	DESA - Valley Deferred Projects	\$45,683	\$45,683		01/01/2014
40J-D01.10	DESA - West Deferred Projects	\$183,801	\$183,801		01/01/2014
40J-D01.11	DESA - VDK Deferred Projects	\$292,868	\$292,868		01/01/2014
40J-D01.12	DESA - Urban Wind Deferred Projects	\$130,514	\$130,514		01/01/2014
40J-D01.13	770 HQ - District HQ DSM Project	\$20,079	\$20,079		01/01/2014
40J-D02.00	Transportation and Accessibility Improvements- 770 HQ	\$45,787	\$45,787		01/01/2014

Districtwide Initiatives

Sub-Project/Building Level Budget Transfer Log (2014 thru 2017 Rebaseline)

Proj Ref	Project/Building Name	Established Budget	Current Budget	Variance	Approved Date
40J-D05.00	Technology - 770 Building	\$919,006	\$919,006		01/01/2014
40J-G01.02	M & DR - Southgate	\$5,243	\$5,243		01/01/2014
40J-G01.03	Renewable Energy - Southgate	\$1,823,155	\$1,823,155		01/01/2014
40J-G02.00	Transportation and Accessibility Improvements - Southgate	\$89,500	\$89,500		01/01/2014
40J-G02.01	SouthGate - Trans and Accessibility Improvements	\$12,226	\$12,226		01/01/2014
40J-G05.00	Technology - South Gate	\$6,717	\$6,717		01/01/2014
40J-G06.00	Anti-Graffiti Program - South Gate	\$35,807	\$35,807		01/01/2014
40J-G07.00	Warranty Program - South Gate	\$326,686	\$326,686		01/01/2014
40J-G08.00	Whole Building Commissioning - Southgate	\$485,988	\$485,988		01/01/2014
40J-G09.00	Storm Water Implementation - Southgate	\$5,953	\$5,953		01/01/2014
40J-J01.00	Energy	\$4,104,371	\$4,104,371		01/01/2014
40J-J02.00	Transportation and Accessibility Improvements - Owner's I	\$3,832,902	\$3,832,902		01/01/2014
40J-J05.01	SIS Consulting Services	\$2,604,700	\$2,604,700		01/01/2014
40J-J05.02	SIS Product	\$12,040,000	\$12,040,000		01/01/2014
40J-J05.02.1	SIS Implementation	\$19,000,000	\$19,000,000		01/01/2014
40J-J05.02.1	SIS- Hardware	\$4,000,000	\$4,000,000		01/01/2014

Districtwide Initiatives

Sub-Project/Building Level Budget Transfer Log (2014 thru 2017 Rebaseline)

Proj Ref	Project/Building Name	Established Budget	Current Budget	Variance	Approved Date
40J-J05.03	Connect LACCD Network	\$27,500,000	\$27,500,000		01/01/2014
40J-J05.04	Local Area Network Pathway & Fiber At LACCD Locations	\$2,000,000	\$2,000,000		01/01/2014
40J-J05.05	E-Discovery and Remote Access	\$318,964	\$318,964		01/01/2014
40J-J05.06	Network Security and Management	\$1,581,327	\$1,581,327		01/01/2014
40J-J05.07	SIS Server Virtualization and Data Storage	\$3,000,000	\$3,000,000		01/01/2014
40J-J05.08	Identity Management	\$1,500,000	\$1,500,000		01/01/2014
40J-J05.09	SIS Enterprise Data Storage	\$900,000	\$900,000		01/01/2014
40J-J05.10	Group Messaging/ Portal/ Student email	\$1,750,000	\$1,750,000		01/01/2014
40J-J05.11	Interactive Mapping and Signage	\$10,000	\$10,000		01/01/2014
40J-J05.12	SIS Training (technology related)	\$4,325,000	\$4,325,000		01/01/2014
40J-J05.13	Enterprise Smart Classroom Support	\$10,000	\$10,000		01/01/2014
40J-J05.14	One card System (Physical Security) and Monitoring	\$6,000,000	\$6,000,000		01/01/2014
40J-J05.15	Video Conferencing	\$450,001	\$450,001		01/01/2014
40J-J05.16	Green Data Center	\$4,000,000	\$4,000,000		01/01/2014
40J-J05.16.1	District Data Center- Second Floor	\$2,000,000	\$2,000,000		01/01/2014
40J-J05.17	VOIP Interconnect	\$750,000	\$750,000		01/01/2014
40J-J05.18	Facility Management (CMMS) and Building Management i	\$6,000,000	\$6,000,000		01/01/2014

Districtwide Initiatives

Sub-Project/Building Level Budget Transfer Log (2014 thru 2017 Rebaseline)

Proj Ref	Project/Building Name	Established Budget	Current Budget	Variance	Approved Date
40J-J05.19	Enterprise Help Desk/ Knowledge Management	\$400,000	\$400,000		01/01/2014
40J-J05.20	SIS Standards, Process Mapping and Program Strategy/ I	\$8,731,964	\$8,731,964		01/01/2014
40J-J05.21	Virtualization and Data Storage	\$3,500,000	\$3,500,000		01/01/2014
40J-J05.23	Enterprise Data Storage	\$1,100,000	\$1,100,000		01/01/2014
40J-J05.24	Training (technology related)	\$1,875,000	\$1,875,000		01/01/2014
40J-J05.26	Distance Education Collaboration	\$10,000	\$10,000		01/01/2014
40J-J05.27	Media Lab Enhancement	\$10,000	\$10,000		01/01/2014
40J-J05.28	Campus Broadband Wireless	\$3,000,000	\$3,000,000		01/01/2014
40J-J05.30	Disaster Preparedness	\$1,200,000	\$1,200,000		01/01/2014
40J-J07.00	Warranty Program	\$3,978,797	\$3,978,797		01/01/2014
40J-J09.00	Storm Water Implementation	\$917,442	\$917,442		01/01/2014
40J-N01.02	M & DR - Northeast	\$107,590	\$107,590		01/01/2014
40J-N01.03	VDK - Parking Lot PV / Carport Structure	\$2,743,477	\$2,743,477		01/01/2014
40J-N01.04	VDK - VDK - Urban Wind Project	\$44,268	\$44,268		01/01/2014
40J-N02.00	Transportation and Accessibility Improvements - Northeast	\$1,478	\$1,478		01/01/2014
40J-N05.00	Technology - Northeast	\$384	\$384		01/01/2014

Districtwide Initiatives

Sub-Project/Building Level Budget Transfer Log (2014 thru 2017 Rebaseline)

Proj Ref	Project/Building Name	Established Budget	Current Budget	Variance	Approved Date
40J-N07.00	Warranty Program - Northeast	\$19,548	\$19,548		01/01/2014
40J-N08.00	Whole Building Commissioning - Northeast	\$14,085	\$14,085		01/01/2014
40J-N09.00	Storm Water Implementation - Northeast	\$275	\$275		01/01/2014

Los Angeles City College

College Budget Changes/Adjustments Overview

Los Angeles City College

BUDGET CHANGES

The following budget changes that impact the college funding level are approved by or coordinated with the district; as a result of a reconciliation, analysis, or receipt of additional funds (i.e.: settlements, grants, rebates etc.).

Description	Amount
Fund Total (July 2016 Dashboard)	\$568,440,910
Add/Drawdown Net	\$243,703,755
	\$812,144,665

BUDGET CHANGES ADD/DRAWDOWN DETAIL

Date	Description	Add'd Funds Amt	Drawdown Amt
06/29/2017	<i>This budget transfer is to move Bond Program Reserve funds to the Program Reserve 2017 Release Holding Account at Los Angeles City College per approved Memo to the Chancellor dated 05/05/2017 (attached).</i>	\$16,175,818	
06/29/2017	<i>This budget transfer is to move Bond Program Reserve funds to the Program Reserve 2017 Release Holding Account at Los Angeles City College per approved Memo to the Chancellor dated 05/05/2017 (attached).</i>	\$402,326	
05/17/2018	<i>Budget Increase to record the solar/rebate check related to Physical Plant. Check from Center for Sustainable Energy (#5998)</i>	\$19,532	
09/28/2018	<i>01C-106.01 Cesar Chavez - Admin Building Demolition Project - Project budget establishment per fully executed Measure CC funding request white paper dated 6/26/2018. Please see attached documents for further reference.</i>	\$5,650,531	
09/28/2018	<i>01C-106.02 Cesar Chavez - Admin Building New Construction Project - Project budget establishment per fully executed Measure CC funding request white paper dated 6/26/2018. Please see attached documents for further reference.</i>	\$66,949,469	
03/13/2019	<i>This is for project 01C-145 Green Technology Student Union Building. This needs to be recorded under Measure J project financial ID 31C.5145.02.</i>	\$67,242	
03/29/2019	<i>01C-145.02 Student Union Cafeteria Buildout - Budget Establishment per the Measure CC funding requested White Paper fully executed on 2/22/2019. Please see attached documents for further reference.</i>	\$4,130,022	
03/29/2019	<i>01C-133.02 Demolition of Old Theater - Project Budget Establishment per the Measure CC funding requested White Paper fully executed on February 22,2019. Please see attached documents for further reference.</i>	\$3,473,988	
03/29/2019	<i>01C-132.02 Demolition of Old Cafeteria - Original Budget Establishment - Project Budget Establishment per the Measure CC funding requested White Paper fully executed on February 22,2019. Please see attached documents for further reference.</i>	\$1,441,807	
04/17/2019	<i>01C-123.00 Theater Arts Replacement Building - Original Budget Establishment per the Measure CC funding requested White Paper fully executed on March 13,2019. Please see attached documents for further reference.</i>	\$65,661,600	

Los Angeles City College

College Budget Changes/Adjustments Overview

Los Angeles City College

BUDGET CHANGES ADD/DRAWDOWN DETAIL (Continued)

Date	Description	Add'd Funds Amt	Drawdown Amt
06/14/2019	<i>Move funds from 01C-106.02 Cesar Chavez – Admin Building New Construction to 50A-A01 Measure CC Bond per White Paper dated 06/26/18. This project # is to be cancelled.</i>		(\$66,949,469)
06/18/2019	<i>01C-114.00 Cesar Chavez-Admin Building New Construction - Project Budget Establishment per White Paper dated 06/26/18. Please see attached documents for further reference.</i>	\$66,949,469	
09/26/2019	<i>Transfer \$46,087.07 to 01C-133.02 Demolition of Old Theater due to State Fund Allocation (See attached JCAF 32)</i>	\$46,087	
09/27/2019	<i>Transfer \$605,912.93 from 01C-123.00 to Measure CC Bond due to State Fund Allocation (See Attached JCAF32).</i>		(\$605,913)
09/27/2019	<i>Transfer \$605,912.93 to 01C-123.00 Theater Arts Replacement Building due to State Fund Allocation (See attached JCAF 32)</i>	\$605,913	
10/03/2019	<i>Transfer \$46,087.07 from 01C-133.02 to Measure CC Bond due to State Fund Allocation (See Attached JCAF32).</i>		(\$46,087)
11/04/2019	<i>Transfer \$1,639.14 to 01C-179.07 to cover Reclass of Bond Expenses to SMP (see attachment)</i>	\$1,369	
02/26/2020	<i>Budget Change - Move \$9,618.07 in State Funds to 01C-123.00 Theater Arts Replacement Building due to Reallocation of State Funds (Preliminary Plans Phase)</i>	\$9,618	
02/26/2020	<i>Budget Change - Move \$9,618.07 from 01C-123.00 to Measure CC Bond due to Reallocation of State Funds (Preliminary Plans Phase).</i>		(\$9,618)
02/27/2020	<i>Budget Change - Move \$9,618.07 to 01C-133.02 from Measure CC Bond due to Reallocation of State Funds (Preliminary Plans Phase).</i>	\$9,618	
02/27/2020	<i>Budget Change - Move \$9,618.07 from 01C-133.02 to State due to Reallocation of State Funds (Preliminary Plans Phase).</i>		(\$9,618)
03/27/2020	<i>01C-173.06 RWGPL - Central Plant Phase II - Project Original Budget Rebaseline based on final GMP approval per the fully executed Measure CC White Paper on 03/04/2020. Please refer to attached documents for further details.</i>	\$6,226,411	
07/02/2020	<i>Intra-Project Budget Transfer - Move \$90,044.64 of Measure J funds to cover MTA Administration Fee associated with MOUPTLACC (LOCAL). The negative side of this budget transfer is reflected on BT#941210310.</i>	\$90,045	
07/08/2020	<i>Intra-Project Budget Transfer - Reallocation between GL codes to align budget with MOUPTLACC & MOUPTLACC1. (see attached) The positive side to this budget transfer is reflected on BT#941210312.</i>		(\$90,045)
07/23/2020	<i>Budget Changes - Move \$0.80 of State funds from the 01C-131.00 MLK Library - Learning Resource Center project. The State capital outlay reconciliation for this project is complete.</i>		(\$1)

Los Angeles City College

College Budget Changes/Adjustments Overview

Los Angeles City College

BUDGET CHANGES ADD/DRAWDOWN DETAIL (Continued)

Date	Description	Add'd Funds Amt	Drawdown Amt
10/22/2020	<i>Budget Changes - Replace \$460,000.00 of Measure CC funds with State Funds due to State Fund Allocation for the Working Drawings Phase as per DF 14D approved on 06/12/2020. See attached JCAF 32 and DF-14D.</i>	\$460,000	
10/22/2020	<i>Budget Changes - Transfer \$460,000.00 of Measure CC funds from 01C-123.00 to Measure CC Bond due to State Fund Allocation for the Working Drawings Phase as per DF-14D approved on 06/12/2020. See attached JCAF 32 and DF-14D.</i>		(\$460,000)
07/27/2021	<i>01C-150.04 Chemistry Building - Swing Space - Project budget establishment per the fully executed Measure CC funding request dated 06/17/2021. Please see attached documents for further reference.</i>	\$1,117,671	
07/27/2021	<i>01C-173.11 RWGPL - West Gateway Plaza & Site Improvements - Project budget establishment per the fully executed Measure CC funding request dated 06/28/2021. Please see attached documents for further reference.</i>	\$6,478,572	
08/13/2021	<i>01C-151.03 Life Sciences Building - Swing Space - Project budget establishment per the fully executed Measure CC funding request dated 06/17/2021. Please see attached documents for further reference.</i>	\$125,147	
10/27/2021	<i>Budget Changes - Move funds from Measure CC Program Wide Holding Account to 01C-173.02, per approved re-baseline white paper dated 10/11/21 to modify project scope. Original scope included campus wide landscape, hardscape, lighting, signage & ADA access plans. The scope has been modified to include only the Central Quad area and the hydronic piping from the Central Utility Plant to Da Vinci Hall and the New Theater buildings, as a result of the scope changes, a re-baseline was required.</i>	\$2,045,962	
02/07/2022	<i>01C-106.01 - Project Re-baseline per approved White Paper request dated 01/24/22. Please see attached documents for future References.</i>		(\$1,239,904)
02/07/2022	<i>01C-114.00 - Project Re-baseline per approved White Paper request dated 01/24/22. Please see attached documents for future References.</i>	\$29,270,843	
02/07/2022	<i>01C-173.02- (Sub-project 01C-173.11) _ Re-baseline per approved White Paper request dated 01/24/22. Please see attached documents for future References.</i>	\$641,567	
02/28/2022	<i>Budget transfer from Measure J 01C-1PR, to District Bond Contingency 40J-J99. This reallocation will be transferred to 40J-J99. Please refer to attached White Paper signed 1/24/22.</i>		(\$28,669,589)
09/14/2022	<i>This budget change is to request for additional budget under Measure CC funds for the 01C-191 Campus Management - Project Management Services - Reimbursable to cover the College Project Leadership Team (CPLT) reimbursable expenses for a period of three (3) years per approved White Paper attached.</i>	\$90,000	
10/19/2022	<i>On July 2021 District Controller confirmed that Prop A & AA commitment under the Bank of New York had been closed on February of 2021 Per approved whitepaper this transfer is to closeout the City - OCIP account and the transfer of the funds to the College PR1-17 Release. Per approved White Paper August 8, 2022.</i>		(\$547,642)

Los Angeles City College

College Budget Changes/Adjustments Overview

Los Angeles City College

BUDGET CHANGES ADD/DRAWDOWN DETAIL (Continued)

Date	Description	Add'd Funds Amt	Drawdown Amt
10/19/2022	On July 2021 District Controller confirmed that Prop A & AA commitment under the Bank of New York had been closed on February of 2021. Per approved white Paper the funds can be released & transferred to the 01C-1PR Release - City account. This request is to swap the released Prop A & AA with Measure J funds per approved White Paper August 8, 2022 attached.		(\$967,177)
10/19/2022	On July 2021 District Controller confirmed that Prop A & AA commitment under the Bank of New York had been closed on February of 2021. Per approved white Paper the funds were released & transferred to the 01C-1PR Release - City account. This request is to swap the released Prop A & AA with Measure J from 40J-J99.00 District Contingency - Owner's Contingency fund per approved White Paper August 8, 2022 attached.	\$1,514,819	
07/18/2023	This Budget Changes-1142-CC is to rebaseline the project based on 100% CD and added fire lane scope in the amount of \$499,370.64 under Measure CC funds. The added fire lane scope of work was originally a part of the 01C-115.00 Health Fitness & PE Building project. This is being de-scoped per DSA and PMO Mgmt approval per attached White Paper dated 6/5/2023 attached.	\$440,620	
07/24/2023	This Budget Changes-1141-CC is to rebaseline the project based on 100% CD in the amount of \$59,273.79 under Measure CC funds. Approval per attached White Paper dated 6/5/2023 attached.	\$59,274	
09/29/2023	This budget change is to re-baseline the Student Union Cafeteria Buildout project with Measure LA funds per the approved White Paper dated 9/7/2023 (attached).	\$5,631,645	
01/02/2024	The final project closeout for the 01C-116.01 M&O Facilities project requires that the remaining \$97,472.25 balance in the State Matching funds (SMP) GL (7220-150-00): SMP-Construction-New be removed from the available budget since they were not used or deemed reimbursable. Previously, all of the other remaining Proposition AA funds were already returned to Program Reserve in April 2021 when the project was deferred.		(\$97,472)
01/05/2024	01C-123.00 Theater Arts Replacement Building - Original Budget Establishment per the State Matching funds requested in the White Paper fully executed on November 22, 2023. Please see attached documents for further reference.	\$14,124,000	
01/05/2024	01C-123.00 Theater Arts Replacement Building - Original Budget Establishment per the Measure LA funding requested in the White Paper fully executed on November 22, 2023. Please see attached documents for further reference.	\$32,206,479	
01/09/2024	01C-133.02 Demolition of Old Theater - The original budget establishment for the Measure LA funding is per the approved White Paper, which was fully-executed on 11/22/2023. The proposed project will demolish the existing old theater building. A new Theater Arts Replacement Building will be constructed under Project No. 01C-123.00.	\$2,265,206	
01/22/2024	01C-153.00 Central Quad Improvements - original budget establishment for Measure LA is per the fully-executed White Paper that was approved on November 29, 2023. This budget transfer is one of three funding sources that are being processed concurrently; Measure LA, Measure CC & Measure J, to complete the establishment of the project's original budget.	\$6,964,112	
01/30/2024	01C-132.02 Demolition of Old Cafeteria - The budget original is to establish the Measure LA funding per the approved White Paper, which was fully-executed on 11/22/2023. This project will demolish the existing old cafeteria building in order to provide space to build the new Theater Arts Replacement Building.	\$2,049,510	

Los Angeles City College

College Budget Changes/Adjustments Overview

Los Angeles City College

BUDGET CHANGES ADD/DRAWDOWN DETAIL (Continued)

Date	Description	Add'd Funds Amt	Drawdown Amt
01/30/2024	<p><i>01C-173.02 RWGPL - Landscaping/Hardscape Improvements Budget Changes-1312-CC - this budget reduction is to move Measure CC budget related to the new Central Quad Improvement project. This will allow the original landscaping/hardscape improvement scope of work that was completed in 2010; per substantial completion document dated 3/10/2010 under contract #70478, to be separated from the added Central Quad Improvement scope of work. This will also allow the project status to be updated to Completed. This is per the White Paper approved on November 29, 2023 attached.</i></p> <p><i>As part of this budget transaction, Original Budget-1183-CC is concurrently being processed to add Measure CC to the new Central Quad Improvements project.</i></p>		(\$2,045,962)
01/31/2024	<p><i>01C-153.00 Central Quad Improvements: ORIGINAL-1183-CC budget establishment for Measure CC is per the fully-executed White Paper that was approved on November 29, 2023. This budget transaction is to moved the Measure CC funds from the RWGPL - Hardscape/Landscape Improvements where it was originally added. This will allow the Central Quad Improvement scope of work to be separated under a separate project.</i></p> <p><i>As part of this budget transaction, Budget Changes-1312-CC is concurrently being processed to reduce and reallocate Measure CC from the RWGPL - Landscaping/Hardscape Improvements project.</i></p>	\$2,045,962	

East Los Angeles College

College Budget Changes/Adjustments Overview

East Los Angeles College

BUDGET CHANGES

The following budget changes that impact the college funding level are approved by or coordinated with the district; as a result of a reconciliation, analysis, or receipt of additional funds (i.e.: settlements, grants, rebates etc.).

Description	Amount
Fund Total (July 2016 Dashboard)	\$664,822,379
Add/Drawdown Net	\$328,283,740
	\$993,106,119

BUDGET CHANGES ADD/DRAWDOWN DETAIL

Date	Description	Add'd Funds Amt	Drawdown Amt
01/20/2017	<i>Rebaseline budget transfer to 40J Multi Campus Transportation project.</i>		(\$1,047,896)
02/21/2017	<i>Return un used State fund on Capital Outlay back to the District - see attached email dated 2/20/2017</i>		(\$39,170)
03/09/2017	<i>Per PMO's request (attached email dated 3/9/2017), prepare a one sided budget transfer to remove PMO's BT #ELAC-SCE. The "Savings by Design" program payment from SCE was processed as a increase in ELAC Budget (BT #ELAC-SCE) but rather, PMO stated, the process should be a credit against the expenditure thus, ELAC is instructed to reverse the budget transfer #ELAC-SCE and PMO will prepare a JE to decrease the expenditure.</i>		(\$7,957)
03/13/2017	<i>Per PMO's request (attached email 3/9/2017), prepare a one sided budget transfer to remove PMO's BT #ELAC-SCE. The "Savings by Design" program payment from SCE was processed as a increase in ELAC Budget (BT #ELAC-SCE) but rather, PMO stated, the process should be a credit against the expenditure thus, ELAC is instructed to reverse the budget transfer #ELAC-SCE and PMO will prepare a JE to decrease the expenditure.</i>		(\$26,147)
05/25/2017	<i>This is a one-sided budget increase to the "Other" fund source per the direction of the District for the construction of the building sign. This will be paid for by the District, not the bond.</i>	\$145,841	
06/01/2017	<i>This budget reduction is to reallocate budget from Other funds to Measure J to correct SCE rebate that increased the project budget. Per the District, this should have been recorded as an income. As discussed with PMO, JE batch JE-14305 (attached) will be corrected via JE 15493 dated 3/15/17 (attached). CPT will initiate the budget reduction. (see attached email for detailed information).</i>		(\$621,260)
06/01/2017	<i>This budget increase is to reallocate budget from Other funds to Measure J and correct SCE rebate that increased the project budget. Per the District, this should have been recorded as income. As discussed with PMO, JE batch JE-14305 (attached) will be corrected via JE 15493 dated 3/15/17 (attached). CPT will initiate the budget increase. (see attached email for detailed information).</i>	\$621,260	
06/28/2017	<i>This budget transfer is to move Bond Program Reserve funds to the Program Reserve 2017 Release Holding Account at East Los Angeles College per approved Memo to the Chancellor dated 05/05/2017 (attached).</i>	\$19,403,941	
11/20/2017	<i>This is an additional one-sided budget increase to the "Other" fund source per District's Approval dated 8/23/17 (see back-up documentation attached for details). This will be paid for by the District, not the bond.</i>	\$20,000	

East Los Angeles College

College Budget Changes/Adjustments Overview

East Los Angeles College

BUDGET CHANGES ADD/DRAWDOWN DETAIL (Continued)

Date	Description	Add'd Funds Amt	Drawdown Amt
04/04/2018	One sided budget establishment for the renaming of the "Technology Building" to "Vicky Chang Technology Building" approved by the BOT on 6/7/2018.	\$148,958	
04/27/2018	Budget Establishment - Measure CC funding as per approved project initiation packet dated 3/2/2018, in order to build a New Nursing and Allied Health Facility.	\$36,928,000	
04/27/2018	Budget Establishment - Measure CC funding as per approved project initiation packet dated 3/2/2018, in order to build a Public Service Building.	\$27,975,000	
04/27/2018	Budget Establishment - Measure CC funds as per approved project initiation packet dated 3/2/2018 for the Equipment Expansion for Central Plant project	\$9,856,059	
10/18/2018	02E-223-02 Decrease "Other" fund in the amount of \$131,972.59 to correct SCE Rebate per PMO's Request. According to PMO, \$131,975.59 rebate belongs to Pierce and was incorrectly credited to ELAC. The one-sided transfer from 7270-150-00 is needed in order to reconcile "other" funds.		(\$131,973)
11/02/2018	To decrease "Other" fund in the amount of \$131,972.59 to correct SCE rebate per PMO's request		(\$131,973)
11/02/2018	Reverse the one-sided BT# 941206171 in order to re-process the decrease of the "other" fund in the amount of \$131,972.59 as a change	\$131,973	
12/11/2018	One-sided SMP Budget increase per reconciliation with the District.	\$195,374	
12/11/2018	Reduction of district funds. Project finalized.		(\$12,459)
12/13/2018	One-sided SMP Budget increase per reconciliation with the District.	\$77,032	
01/02/2019	One-sided Budget change to remove SMP budget surplus in the total amount of \$43,823.91 per the reconciliation with the District.		(\$43,824)
01/29/2019	Budget increase under SMP funds 7220-100-00 in the amount of \$199,160.00, as per reconciliation with the District	\$199,160	
03/07/2019	02E-261.00 Nursing, Allied Health and Public Service Building - Project Budget Establishment - Measure CC funding as per approved White Paper dated 2/8/19, in order to build a Nursing, Allied Health and Public Service Building.	\$54,930,315	
03/07/2019	To transfer total project budget from 02E-262 Nursing and Allied Health Bldg to 50A-A01 in preparation for transfer to the newly combined Nursing, Allied Health and Public Service Building, per White Paper dated 2/8/2019. This project # is to be cancelled		(\$36,928,000)
03/15/2019	02E-261.02 G9 Demolition - Project Budget Establishment - Measure CC funding as per approved white paper dated 2/8/2019, in order to fund additional sub-project G9 Demolition	\$3,141,614	
03/15/2019	02E-261.01 F9 & A6 Bungalow Removal and Site Restoration - Project Budget Establishment - Measure CC funding as per approved white paper dated 2/8/2019, in order to fund additional sub-project F9 & A6 Bungalow Removal and Site Restoration	\$1,582,947	

East Los Angeles College

College Budget Changes/Adjustments Overview

East Los Angeles College

BUDGET CHANGES ADD/DRAWDOWN DETAIL (Continued)

Date	Description	Add'd Funds Amt	Drawdown Amt
03/27/2019	02E-228.02 C2 Bungalow Removal and Site Restoration - Project Budget Establishment - Measure CC funding as per approved white paper dated 2/8/2019, in order to fund additional sub-project C2 Bungalow Removal and Site Restoration	\$437,465	
08/02/2019	02E-234.04 E3 Retention Tank Repair - Project Budget Establishment - Measure CC funding as per approved white paper dated 7/15/19, in order to repair the E3 retention tank failure.	\$3,756,092	
08/15/2019	Budget Change - To remove Prop AA "other" funds in the amount of \$86,089.21 from Vicky Chang Technology Building (02E-219.02)		(\$86,089)
09/03/2020	02E-264.00 Facilities M&O Replacement - Project Budget Establishment - Measure CC funding as per approved white paper dated 8/17/2020, in order to partially fund the building of Facilities M&O Replacement project through schematic design phase.	\$516,098	
09/03/2020	02E-265.00 Demolition of Facilities Shops H9 - Project Budget Establishment - Measure CC funding as per approved white paper amendment#2 dated 8/17/2020, in order to partially fund the Demolition of Facilities Shops H9 through schematic design phase.	\$32,941	
09/08/2020	02E-203.03 Demolition of Facilities Storage K9B - Project Budget Establishment - Measure CC funding as per approved white paper amendment#2 dated 8/17/2020, in order to partially fund the Demolition of Facilities Storage K9B through schematic design phase.	\$26,406	
09/09/2020	02E-203.02 Demolition of Facilities Offices K9A - Project Budget Establishment - Measure CC funding as per approved white paper amendment#2 dated 8/17/2020, in order to partially fund the Demolition of Facilities Offices K9A through schematic design phase.	\$28,838	
09/09/2020	02E-265.01 Demolition of Bungalows D7, Stadium Lot Storage and M&O Storage Containers - Project Budget Establishment - Measure CC funding as per approved white paper amendment#2 dated 8/17/2020, in order to partially fund the Demolition of Facilities Shops H9 through schematic design phase.	\$55,848	
09/25/2020	02E-203.02 Demolition of Facilities Offices K9A - Project Budget Establishment - Measure CC funding as per approved white paper amendment#2 dated 8/17/2020, in order to partially fund the Demolition of Facilities Offices K9A through schematic design phase. Initial Budget Original-0380-CC that was processed was short by \$10.00. This transfer will bring the sub-project budget total as approved by White Paper Amendment#2 dated 8/17/2020.	\$10	
10/09/2020	Budget Change - 02E-203.03 - To fund \$10,252.81 with State Capital Outlay funds as indicated in the approved D-14 document dated 7/22/20.	\$10,253	
10/09/2020	Budget Change - 02E-203.03 - to replace Measure CC Bond funds in the amount of \$10,252.81 with State Capital Outlay funds as indicated in approved D-14 document dated 7/22/20.		(\$10,253)
10/12/2020	Budget Change - 02E-265.01 - to replace Measure CC Bond funds in the amount of \$21,684.69 with State Capital Outlay funds as indicated in approved D-14 document dated 7/22/20.		(\$21,685)
10/13/2020	Budget Change - 02E-264.00 - To fund \$212,891.15 with State Capital Outlay funds as indicated in the approved D-14 document dated 7/22/20.	\$212,891	

East Los Angeles College

College Budget Changes/Adjustments Overview

East Los Angeles College

BUDGET CHANGES ADD/DRAWDOWN DETAIL (Continued)

Date	Description	Add'd Funds Amt	Drawdown Amt
10/13/2020	<i>Budget Change - 02E-203.02 - to replace Measure CC Bond funds in the amount of \$11,201.20 with State Capital Outlay funds as indicated in approved D-14 document dated 7/22/20.</i>		(\$11,201)
10/13/2020	<i>Budget Change - 02E-265.01 - To fund \$21,684.69 with State Capital Outlay funds as indicated in the approved D-14 document dated 7/22/20.</i>	\$21,685	
10/13/2020	<i>Budget Change - 02E-265.00 - To fund \$12,790.34 with State Capital Outlay funds as indicated in the approved D-14 document dated 7/22/20.</i>	\$12,790	
10/13/2020	<i>Budget Change - 02E-264.00 - to replace Measure CC Bond funds in the amount of \$212,891.15 with State Capital Outlay funds as indicated in approved D-14 document dated 7/22/20.</i>		(\$212,891)
10/13/2020	<i>Budget Change - 02E-265.00 - to replace Measure CC Bond funds in the amount of \$12,790.34 with State Capital Outlay funds as indicated in approved D-14 document dated 7/22/20.</i>		(\$12,790)
10/13/2020	<i>Budget Change - 02E-203.02 - To fund \$11,201.20 with State Capital Outlay funds as indicated in the approved D-14 document dated 7/22/20.</i>	\$11,201	
02/17/2021	<i>Budget Changes - 02E-265.00 - To fund Demolition of Facilities Shops H9 project through agency approval, per the fully executed FM&O Amendment#3 white paper dated 2/5/21.</i>	\$95,069	
02/17/2021	<i>Budget Changes - 02E-203.02 - To fund Demolition of Facilities Offices K9A project through agency approval, per the fully executed FM&O Amendment#3 white paper dated 2/5/21.</i>	\$83,256	
02/17/2021	<i>Budget Changes - 02E-203.03 - To fund Demolition of Facilities Storage K9B project through agency approval, per the fully executed FM&O Amendment#3 white paper dated 2/5/21.</i>	\$76,207	
02/17/2021	<i>Budget Changes - 02E-265.01 - To fund Demolition of Bungalows D7, Stadium Lot Storage and M&O Storage Containers project through agency approval, per the fully executed FM&O Amendment#3 white paper dated 2/5/21.</i>	\$161,178	
02/18/2021	<i>Budget Changes - 02E-264.00 - To fund remaining state capital outlay funds in the amount of \$202,179.80 as approved under the D-14 document dated 7/22/20, per the fully executed FM&O Amendment#3 white paper dated 2/5/2021</i>	\$202,180	
02/19/2021	<i>Budget Changes - 02E-264.00 - To fund FM&O project through Agency approval, per the fully executed FM&O Amendment#3 white paper dated 2/5/2021</i>	\$1,846,035	
03/03/2021	<i>Budget Changes - One sided transfer from ELAC Owner's Reserve, to transfer \$828,897.66 Prop AA funds to SGEC campus project per approved white paper dated 1/29/2021.</i>		(\$828,898)
03/03/2021	<i>Budget Changes - One sided transfer from ELAC Owner's Reserve, to transfer \$17,200,000.00 Measure J funds to SGEC campus project per approved white paper dated 1/29/2021.</i>		(\$17,200,000)
05/14/2021	<i>Budget Change - One sided transfer in the total amount of \$3,035,529.43 in Measure CC funds from SGEC, in order to initiate the funding swap for Prop AA funds from ELAC, as approved via white paper dated 4/29/21.</i>	\$3,035,529	

East Los Angeles College

College Budget Changes/Adjustments Overview

East Los Angeles College

BUDGET CHANGES ADD/DRAWDOWN DETAIL (Continued)

Date	Description	Add'd Funds Amt	Drawdown Amt
05/14/2021	<i>Budget Change - One sided transfer in the amount of \$3,035,529.43 in Prop AA funds from Owner's Reserve, in order to initiate the funding swap for Measure CC funds from SGEC, as approved via white paper dated 4/29/21.</i>		(\$3,035,529)
05/20/2021	<i>02E-263.01 Demolition of E9 Women's Gym - Project Budget Establishment - Measure CC funding as per approved white paper dated 4/28/2021, to partially fund the Demolition of E9 Women's Gym project through SD phase</i>	\$44,540	
05/20/2021	<i>02E-206.04 Demolition of C1 Men's Gym - Project Budget Establishment - Measure CC funding as per approved white paper dated 4/28/2021, to partially fund the Demolition of C1 Men's Gym project through SD phase</i>	\$10,335	
05/20/2021	<i>02E-266.00 Kinesiology, Wellness & Athletics Center - Project Budget Establishment - Measure CC funding as per approved white paper dated 4/28/2021, to partially fund the building of Kinesiology, Wellness & Athletics Center project through SD phase</i>	\$3,391,345	
05/20/2021	<i>02E-228.03 C2 Bungalow Removal - Project Budget Establishment - Measure CC funding as per approved white paper dated 4/28/2021, to partially fund the C2 Bungalow Removal project through SD phase</i>	\$5,926	
08/19/2021	<i>One-sided increase SMP-Construction Renovation GL 7220-100-00 budget in the amount of \$10,000.00 to fund the reclassification of expense under the Chevron contract# 32663 from bond to SMP, as per the request of the district.</i>	\$10,000	
10/26/2021	<i>Additional funding for the development of Swing Space for the Kinesiology, Wellness and Athletics Center project (02E-266.00) project as approved by White Paper Amendment#1 dated 10/7/2021.</i>	\$5,687,262	
10/29/2021	<i>02E-266.01 Softball Field - Project Budget Establishment - Measure CC funding as per approved white paper dated 10/7/2021</i>	\$4,551,151	
11/10/2021	<i>To reduce the budget by \$3,569,495.30 per the Re-baseline white paper dated 10/22/21. Surplus of Measure CC funds to be transferred back to the Measure CC holding account.</i>		(\$3,569,495)
11/18/2021	<i>Budget Change to increase Measure CC project funds for the Equipment Expansion for Central Plant project (02E-223.03), in the amount of \$7,629,717.40 as per Re-baseline white paper dated 10/28/2021.</i>	\$7,629,717	
03/24/2022	<i>Budget Change - 02E-264.00 - To fund FM&O project swing space as approved under White Paper Amendment#5 dated 2/22/2022.</i>	\$730,000	
09/12/2022	<i>One sided Measure J transfer in the amount of \$1,963,512.84 to swap with Prop A & AA funds, as approved under White Paper dated 6/22/2022.</i>	\$1,963,513	
09/12/2022	<i>One sided transfer to swap Prop A funds in the amount of \$1,182,225.34 for Measure J funds as approved under White Paper dated 6/22/2022.</i>		(\$1,182,225)
09/12/2022	<i>One sided transfer to swap Prop AA funds in the amount of \$781,287.50 for Measure J funds as approved under White Paper dated 6/22/2022.</i>		(\$781,288)
09/14/2022	<i>Budget Change - CPLT Reimbursable fund for period of 3 years, through 8/31/2027.</i>	\$90,000	

East Los Angeles College

College Budget Changes/Adjustments Overview

East Los Angeles College

BUDGET CHANGES ADD/DRAWDOWN DETAIL (Continued)

Date	Description	Add'd Funds Amt	Drawdown Amt
04/25/2023	02E-266.00 Kinesiology, Wellness & Athletics Center - Project Budget Establishment - Measure CC funding as per approved white paper dated 3/22/23, to fully fund the building of Kinesiology, Wellness & Athletics Center	\$157,864,675	
04/25/2023	02E-266.01 Softball Field- Project Budget Establishment - Measure CC funding as per approved white paper dated 3/22/23, to fully fund the increase budget of the sub-project.	\$9,209,266	
04/25/2023	02E-266.02 Soccer/ Multi Purpose Field- Project Budget Establishment - Measure CC funding as per approved white paper dated 3/22/23, to fully fund the sub-project.	\$13,817,867	
04/25/2023	02E-228.03 C2 Bungalow Removal - Project Budget Establishment - Measure CC funding as per approved white paper dated 3/22/23, to fully fund the C2 Bungalow Removal project.	\$1,907,551	
04/25/2023	02E-206.04 Demolition of C1 Men's Gym - Project Budget Establishment - Measure CC funding as per approved white paper dated 3/22/23, to fully fund the Demolition of C1 Men's Gym project	\$4,890,839	
11/13/2023	Budget Changes - 02E-264.00 To fund the working drawings state capital outlay funds in the amount of \$358,000.00 as approved by the D-14 document signed 6/24/2021, per the executed Amendment#6 white paper dated 10/27/2023.	\$358,000	
01/28/2024	02E-266.02 Soccer/Multi-Purpose Field - Budget Change - To reduce the project budget by \$666,919.49 as per approved re-baseline white paper dated 12/20/2023, see attached.		(\$666,919)
01/28/2024	02E-266.00 Kinesiology, Wellness and Athletics Center - Budget Change - To increase Measure CC budget in the amount of \$1,153,452.49 and re-allocate within the project, as per approved re-baseline white paper dated 12/20/2023.	\$1,153,452	
01/28/2024	02E-266.00 Kinesiology, Wellness and Athletics Center - Budget Change - To increase Measure LA budget in the amount of \$25,000,000.00, as per approved re-baseline white paper dated 12/20/2023.	\$25,000,000	
01/28/2024	02E-266.01 Softball Field - Budget Change - To reduce the project budget by \$13,514,530.73 as the project is to be cancelled per approved white paper dated 12/20/2023.		(\$13,514,531)
01/30/2024	02E-263.01 Demolition of E9 Women's Gym - Budget Change - To reduce the project budget by \$20,918.50 as the project is to be cancelled per approved white paper dated 12/20/2023.		(\$20,919)
01/30/2024	02E-206.04 Demolition of C1 Men's Gym - Budget Change - To reduce the project budget by \$3,603,114.11 as per approved re-baseline white paper dated 12/20/2023.		(\$3,603,114)
01/30/2024	02E-228.03 C2 Bungalow Removal - Budget Change - To increase Measure CC budget in the amount of \$310,839.57 and re-allocate within the project, as per approved re-baseline white paper dated 12/20/2023.	\$310,840	
03/20/2024	Budget Changes - 02E-234.04 - to move measure CC funds back to the holding account in the amount of \$36,685.50 as approved by close-out white paper dated 2/8/2024		(\$36,686)

East Los Angeles College

College Budget Changes/Adjustments Overview

East Los Angeles College

BUDGET CHANGES ADD/DRAWDOWN DETAIL (Continued)

Date	Description	Add'd Funds Amt	Drawdown Amt
06/14/2024	02E-261.00 Nursing, Allied Health and Public Service Building - Budget Change - To increase the project budget in the amount of \$3,651,956.00 as per additional escalation funds white paper dated 5/30/2024. Additional funds is being requested in order to increase the contract funds for Design-Build Contract #34072 with Swinerton Builders for additional services via contract amendment. The new project budget/EAC will increase to \$82,987,775.76. Due to documented extraordinary and unprecedented cost escalation on certain designated volatile construction materials incurred due to the unique size, complexity and schedule issues associated with the project, contract adjustment has been authorized by the Board of Trustees on March 6, 2024.	\$3,651,956	
11/26/2024	One-sided transfer in the total amount of \$2,835,000.00 for settlement payments received from Zurich American Insurance (\$400,000), Liberty Mutual Insurance (\$2,000,000) and ACE American Insurance (\$435,000). Damages related to this settlement was incurred under the 02E-234.00 Student Success and Retention Center project. However, the actual repairs related to this settlement were completed through the 02E-234.04 E3 Retention Tank Repair project and was funded through Measure CC.	\$2,835,000	
12/09/2024	One-sided transfer in the amount of \$976,230.50 for part of a settlement payment received from QBE Insurance company. Damages related to this settlement was incurred under the 02E-234.00 Student Success and Retention Center project. However, the actual repairs related to this settlement were completed through the 02E-234.04 E3 Retention Tank Repair project and was funded through Measure CC.	\$976,231	
12/31/2024	Budget Change - One-sided budget change in the amount of \$0.01 in State Measure J funds from the Bailey Learning Library Center Modernization project. The project is completed. This one-sided transfer is to completely close-out the project financially.		\$0

Los Angeles Harbor College

College Budget Changes/Adjustments Overview

Los Angeles Harbor College

BUDGET CHANGES

The following budget changes that impact the college funding level are approved by or coordinated with the district; as a result of a reconciliation, analysis, or receipt of additional funds (i.e.: settlements, grants, rebates etc.).

Description	Amount
Fund Total (July 2016 Dashboard)	\$450,736,780
Add/Drawdown Net	\$98,154,124
	\$548,890,904

BUDGET CHANGES ADD/DRAWDOWN DETAIL

Date	Description	Add'd Funds Amt	Drawdown Amt
02/10/2017	<i>Budget transfer to reduce State funding construction bucket by \$325,000 to match the Capital Outlay allotment.</i>		(\$325,000)
06/01/2017	<i>This budget transfer is to allocate additional Prop A funds from the LACCD Bond Program Reserve to Los Angeles Harbor College to cover the current shortfall under PE Wellness Center and Technology Instruction and Classroom Building Projects due to the pushed down of historical journal entries which the college wasn't able to mitigate. These journal entries were identified by the District during the District Bond Reconciliation with Build-LACCD and were booked during FY2016.</i>	\$318,814	
06/01/2017	<i>This budget transfer is to allocate additional Prop A funds from the LACCD Bond Program Reserve to Los Angeles Harbor College to cover the current shortfall under PE Wellness Center and Technology Instruction and Classroom Building Projects due to the pushed down of historical journal entries which the college wasn't able to mitigate. These journal entries were identified by the District during the District Bond Reconciliation with Build-LACCD and were booked during FY2016.</i>	\$722,186	
06/28/2017	<i>This budget transfer is to move Bond Program Reserve funds to the Program Reserve 2017 Release Holding Account at Los Angeles Harbor College per approved Memo to the Chancellor dated 05/05/2017 (attached).</i>	\$12,274,376	
04/27/2018	<i>03H-335.04 Demolition of Special Program & SVCS (DSPS) - Project Budget Establishment per the fully executed Measure CC funding request white paper. Please see attached documents for further reference.</i>	\$52,132	
04/27/2018	<i>03H-335.03 Demolition of General Classroom Bldg. - Project Budget Establishment per the fully executed Measure CC funding request white paper. Please see attached documents for further reference.</i>	\$958,164	
04/27/2018	<i>03H-350.18 GC/Nursing/DSPS - Landscape/Hardscape - Project Budget Establishment per the fully executed Measure CC funding request white paper. Please see attached documents for further reference.</i>	\$2,543,335	
04/27/2018	<i>03H-329.02 Demolition of Old Administration - Project Budget Establishment per the fully executed Measure CC funding request white paper. Please see attached documents for further reference.</i>	\$1,354,317	
05/29/2018	<i>03H-306.00 Southeast Hall - Project Budget Establishment per the fully executed Measure CC funding request white paper. Please see attached documents for further reference.</i>	\$67,874,902	

Los Angeles Harbor College

College Budget Changes/Adjustments Overview

Los Angeles Harbor College

BUDGET CHANGES ADD/DRAWDOWN DETAIL (Continued)

Date	Description	Add'd Funds Amt	Drawdown Amt
05/31/2018	03H-328.01 Demolition of Nursing Building - Project Budget Establishment per the fully executed Measure CC funding request white paper. Please see attached documents for further reference.	\$1,536,310	
03/19/2019	This budget change request is to record the LADWP rebate in the amount of \$153,674.06. See attached documents for further reference.	\$153,674	
03/19/2019	This budget change request is to record the LADWP rebate in the amount of \$110,050.89. See attached documents for further reference.	\$110,051	
02/05/2020	03H-335.03 Demolition of General Classroom Bldg. - Project Original Budget Rebaseline per the fully executed Measure CC white paper amendment on 11/8/2019. Please see attached documents for further reference.	\$282,102	
02/05/2020	03H-306.00 Southeast Hall - Project Original Budget Rebaseline per the fully executed white paper amendment. Please see attached documents for further reference.		(\$2,502,502)
02/05/2020	03H-329.02 Demolition of Old Administration - Project Original Budget Rebaseline per the fully executed Measure CC white paper amendment on 11/8/2019. Please see attached documents for further reference.	\$265,789	
02/05/2020	03H-350.18 GC/Nursing - Landscape/Hardscape - Project Original Budget Rebaseline per the fully executed Measure CC white paper Amendment. Please see attached documents for further reference.	\$1,678,641	
02/11/2020	03H-335.04 Demolition of Special Program & SVCS (DSPS) - Project Original Budget Rebaseline per the fully executed Measure CC white paper Amendment on 11/8/2019. Please see attached documents for further reference.	\$198,863	
02/12/2020	03H-328.01 Demolition of Nursing Building - Project Original Budget Rebaseline per the fully executed Measure CC white paper amendment on 11/8/2019. Please see attached documents for further reference.	\$563,046	
01/19/2021	03H-307.00 Theater Drama Speech Building - Reducing the SMP grant budget to \$59,673.50 per PMO's directions. Out of the original budget of \$119,348, Total \$59,673.50 was debited with Journal Entries 18168 and 18169, leaving remaining balance of \$59,673.50. See attached documents for further reference.		(\$59,675)
03/22/2021	03H-306.00 Southeast Hall - Project Budget Rebaseline at Design-Build Contract Award per the attached white paper dated February 22, 2021. Please see attached documents for further reference.	\$169,019	
03/22/2021	03H-335.04 Demolition of Special Program & SVCS (DSPS) - Project Budget Rebaseline at Design-Build Contract Award per the attached white paper dated February 22, 2021. Please see attached documents for further reference.		(\$169,019)
09/23/2021	This budget change will reduce and close the remaining Hazmat budget of \$11,129 per District/PMO directions. There are no outstanding expenditures for Hazmat Construction so the remaining unused balance needs to be returned. See attached documents for further reference.		(\$11,129)

Los Angeles Harbor College

College Budget Changes/Adjustments Overview

Los Angeles Harbor College

BUDGET CHANGES ADD/DRAWDOWN DETAIL (Continued)

Date	Description	Add'd Funds Amt	Drawdown Amt
11/24/2021	<i>This budget change will return the remaining SMP budget of \$231,222 per PMO's and District's directions. See attached documents for further reference.</i>		(\$231,222)
09/14/2022	<i>Budget swap of Prop A and AA bond funds with Measure J bond funds as per the attached White Paper dated 8/15/22. See attached for further reference.</i>		(\$434,546)
09/14/2022	<i>Budget swap of Prop A and AA bond funds with Measure J bond funds as per the attached White Paper dated 8/15/22. See attached for further reference.</i>	\$1,248,081	
09/14/2022	<i>Budget swap of Prop A and AA bond funds with Measure J bond funds as per the attached White Paper dated 8/15/22. See attached for further reference.</i>		(\$813,535)
09/22/2022	<i>Budget change is to allocate \$2,250,533.01 of Measure CC funds to the Campus Program Management – Project Management Services account to cover the LAHC College Project Leadership Team (CPLT) contract as well as the MATOC Construction Project Team (support staff).</i>	\$2,250,533	
09/22/2022	<i>To allocate \$17,868.60 of Measure CC funds for the Campus Program Management - Project Management Services account to cover the College Project Leadership Team (CPLT) reimbursable expenses for a period of three (3) years.</i>	\$17,869	
02/08/2023	<i>03H-364.01 - Marquee Sign Upgrade - Original Budget Establishment per fully executed Measure CC funding request white paper dated 12/28/2022. Please see attached documents for further reference.</i>	\$2,411,128	
08/02/2023	<i>The District's Finance Office identified discrepancies on the funding source for Capital Outlay expenditures versus what the Bond program recorded. Swapping of Prop A for Prop AA funds is necessary in order to correct the funding source of the historical Capital Outlay expenditures identified during the District Bond Reconciliation with Build-LACCD for project. Budget change as per the attached White Paper, dated 5/2/2023. See attached for further reference.</i>	\$3,550,868	
08/02/2023	<i>The District's Finance Office identified discrepancies on the funding source for Capital Outlay expenditures versus what the Bond program recorded. Swapping of Prop A for Prop AA funds is necessary in order to correct the funding source of the historical Capital Outlay expenditures identified during the District Bond Reconciliation with Build-LACCD for project. Budget change as per the attached White Paper, dated 5/2/2023. See attached for further reference.</i>		(\$3,550,868)
08/11/2023	<i>This is a Budget Change of Swapping of Prop A, Prop AA and State funds per the White Paper, dated 5/2/2023. See attached for further reference.</i>	\$3,550,868	
08/11/2023	<i>This is a Budget Change of Swapping of Prop A, Prop AA and State funds per the White Paper, dated 5/2/2023. See attached for further reference.</i>		(\$3,550,868)
08/31/2023	<i>This budget transfer request is to address the internal variance within the Technology Instruction and Classroom Building project and return \$.09 of State Funds under 7210-150-00: Capital-Const New</i>		\$0
10/24/2023	<i>03H-310.00 - Campus Perimeter Fencing Improvements - Original Budget Establishment per fully executed Measure LA funding request white paper dated 7/17/2023. Please see attached document for further reference.</i>	\$1,290,521	

Los Angeles Harbor College

College Budget Changes/Adjustments Overview

Los Angeles Harbor College

BUDGET CHANGES ADD/DRAWDOWN DETAIL (Continued)

Date	Description	Add'd Funds Amt	Drawdown Amt
12/28/2023	03H-335.04 Demolition of Special Program & SVCS (DSPS) - Project Budget Rebaseline - Additional fund request per the attached white paper dated 8/8/2023. Please see documents for further reference. In addition, correcting GL Codes from the 6200 series - Construction/Renovation Expense to the 5000 series which is Demolition Expense.	\$150,824	
01/29/2024	03H-306.00 Southeast Hall - Project Budget Rebaseline - Additional fund Request per the attached white paper dated 8/8/2023. Please see documents for further reference.	\$4,333,779	
02/07/2024	03H-350.18 G/C Nursing - Landscape/Hardscape - Project Cancellation - Measure CC per the attached white paper executed date 12/11/2023. Please see documents for further reference.		(\$3,839,917)
02/12/2024	03H-364.01 Marquee Sign Upgrade - Project Budget Rebaseline - Additional fund Request per the attached white paper dated 12/18/2023.	\$1,619,366	
02/29/2024	03H-379.07 Campus Wide Utilities Improvements - Project Budget Rebaseline - Additional fund Request per the attached white paper dated 11/2/2023. See Attached for further reference.	\$2,162,844	
06/28/2024	Reversal - Cancelling Measure J - BABs Fund/Budget Realignment with 03H-350.03 S.A.I.L.S-Infrastr/Land & Hardscape/Security project per the approved white paper dated 11/26/18 and to clear funding variance between Measure J and BABs within the project. See attached documents for further reference.		(\$49,000)
06/28/2024	Reversal - Cancelling BABs - Measure J Fund/Budget Realignment with 03H-350.03 S.A.I.L.S-Infrastr/Land & Hardscape/Security project per the approved white paper dated 11/26/18 and to clear funding variance between Measure J and BABs within the project. See attached documents for further reference.	\$49,000	

Los Angeles Mission College

College Budget Changes/Adjustments Overview

Los Angeles Mission College

BUDGET CHANGES

The following budget changes that impact the college funding level are approved by or coordinated with the district; as a result of a reconciliation, analysis, or receipt of additional funds (i.e.: settlements, grants, rebates etc.).

Description	Amount
Fund Total (July 2016 Dashboard)	\$445,513,012
Add/Drawdown Net	\$138,420,842
	\$583,933,854

BUDGET CHANGES ADD/DRAWDOWN DETAIL

Date	Description	Add'd Funds Amt	Drawdown Amt
10/26/2016	<i>The Media Arts Center project is in construction. This budget transfer is needed to reconcile the state funding for Media Arts Center. The state budget was originally allocated to Measure J in the amount of \$10,340,000. While reconciling the state funding for Media Arts, it was determined the state budget should have been \$10,339,000. This request will reduce the overall budget by \$1,000 to come in line with the not to exceed budget of \$10,339,000.</i>		(\$1,000)
03/17/2017	<i>Reallocation - Budget transfer to adjust the Grant funding for project#04M-473.06 (One Sided Budget Transfer to Reduce Remaining State Funds of \$31,369.24 from 04M-473.06)</i>		(\$31,369)
06/27/2017	<i>This budget transfer is to move Bond Program Reserve funds to the Program Reserve 2017 Release Holding Account at Los Angeles Mission College per approved Memo to the Chancellor dated 05/05/2017 (attached).</i>	\$5,192,712	
06/27/2017	<i>This budget transfer is to move Bond Program Reserve funds to the Program Reserve 2017 Release Holding Account at Los Angeles Mission College per approved Memo to the Chancellor dated 05/05/2017 (attached).</i>	\$893,512	
04/13/2018	<i>Based on the approved project initiation packet for Measure CC funding, which is attached to this request, subproject (04M-406.01) currently has a budget shortfall. The updated Estimate at Completion (EAC) based on the latest Project Estimate Worksheet (PEW) is \$1,275,899. The additional funds of \$1,275,899 are needed to help cover future commitments related to construction, testing and inspection, FF&E, project management, etc. The proposed budget transfer will be requested from the Measure CC Program Wide Holding Account and then allocated to the previously mentioned cost buckets to match the latest Project Estimate Worksheet (PEW). The new budget will be \$3,204,858.</i>	\$1,275,899	
04/13/2018	<i>Based on the approved project initiation packet for Measure CC funding, which is attached to this request, a new subproject (04M-406.02) has been created to track costs separately from design through the end of construction. This budget request will establish the new "baseline" budget for Student Services Center / Admin Building Phase 2 (04M-406.02). The updated Estimate at Completion (EAC) based on the latest Project Estimate Worksheet (PEW) is \$70,842,332. The additional funds of \$70,842,332 are needed to help cover future commitments related to design, construction, testing and inspection, commissioning, FF&E, project management, etc. The proposed budget transfer will be requested from the Measure CC Program Wide Holding Account and then allocated to the previously mentioned cost buckets to match the latest Project Estimate Worksheet (PEW).</i>	\$70,842,332	

Los Angeles Mission College

College Budget Changes/Adjustments Overview

Los Angeles Mission College

BUDGET CHANGES ADD/DRAWDOWN DETAIL (Continued)

Date	Description	Add'd Funds Amt	Drawdown Amt
10/18/2018	Based on the approved white paper, the entire budget of \$3,100,249.50 under 40J-401.04 (Renewable Energy-Mission Energy Infrastructure Improvement) will be reduced and reallocated to the 04M-425 Central Energy Plant project. The Central Energy Plant project (04M-425) has a fuel cell portion that is part of the overall project. 40J-401.04 has been solely allocated as a funding source for the fuel cell portion under construction for the Central Energy Plant project (04M-425). This request will zero out the funds under 40J-401.04 and move these funds to 04M-425 so this can be managed under one project number 04M-425 for capitalization purposes as well as ease of management.	\$3,100,250	
12/06/2018	Currently, Los Angeles Mission College has a budget shortfall under OCIP (04M-OCIP) for Prop A. There are no dollars remaining under the Owner's Reserve (04M-499) for Prop A to cover this shortfall. But, Prop A funds are available under District Bond Contingency. A white paper was approved to allow for an exchange of funds in the amount of \$110,532.95 between Prop AA (Owner's Reserve) and Prop A (District Bond Contingency), so the Prop A funds can be moved into the Owner's Reserve (04M-499). This budget change #0055 will process the movement of funds into the Owner's Reserve (04M-499) & District Bond Contingency for Prop AA only. This request will be a net-zero change.		(\$110,533)
12/07/2018	Currently, Los Angeles Mission College has a budget shortfall under OCIP (04M-OCIP) for Prop A. There are no dollars remaining under the Owner's Reserve (04M-499) for Prop A to cover this shortfall. But, Prop A funds are available under District Bond Contingency. A white paper was approved to allow for an exchange of funds in the amount of \$762,558.80 between Measure J (Owner's Reserve) and Prop A (District Bond Contingency), so the Prop A funds can be moved into the Owner's Reserve (04M-499). This budget change #0054 will process the movement of funds into the Owner's Reserve (04M-499) & District Bond Contingency for Measure J only. This request will be a net-zero change.		(\$762,559)
12/07/2018	Currently, Los Angeles Mission College has a budget shortfall under OCIP (04M-OCIP) for Prop A. There are no dollars remaining under the Owner's Reserve (04M-499) for Prop A to cover this shortfall. But, Prop A funds are available under District Bond Contingency. A white paper was approved to allow for an exchange of funds in the amount of \$873,091.75 between Measure J & Prop AA (Owner's Reserve) and Prop A (District Bond Contingency), so the Prop A funds can be moved into the Owner's Reserve (04M-499). This budget change #0056 will process the movement of Prop A funds into the Owner's Reserve (04M-499) from District Bond Contingency only. This request will be a net-zero change.	\$873,092	
03/28/2019	Per SMP reconciliation, a one-sided budget transfer request in the amount of \$11,730 will establish the SMP funds under GL Code 7220-150-00 to cover the SMP expenditures. The \$11,730 will be funded from the District's SMP budget.	\$11,730	
03/28/2019	Per SMP reconciliation, a one-sided budget transfer request in the amount of \$49,250 will establish the SMP funds under GL Code 7220-100-30 to cover the SMP expenditures. The \$49,250 will be funded from the District's SMP budget.	\$49,250	
03/28/2019	Per SMP reconciliation, a one-sided budget transfer request in the amount of \$12,090 will reduce the SMP funds under GL Code 7220-100-00.		(\$12,090)
03/28/2019	Per SMP reconciliation, a one-sided budget transfer request in the amount of \$27,500 will establish the SMP funds under GL Code 7420-200-00 to cover the SMP expenditures. The \$27,500 will be funded from the District's SMP budget.	\$27,500	
06/07/2019	Per SMP reconciliation, a one-sided budget transfer request in the amount of \$98,500 will reduce the SMP funds under GL Code 7220-050-00.		(\$98,500)

Los Angeles Mission College

College Budget Changes/Adjustments Overview

Los Angeles Mission College

BUDGET CHANGES ADD/DRAWDOWN DETAIL (Continued)

Date	Description	Add'd Funds Amt	Drawdown Amt
06/07/2019	<i>Per SMP reconciliation, a one-sided budget transfer request in the amount of \$33,211 will establish the SMP funds under GL Code 7420-200-00 to cover the SMP expenditures. The \$33,211 will be funded from the District's SMP budget.</i>	\$33,211	
09/20/2019	<i>Exchange of Measure J funds between the Program Reserve (04M-4PR) & Prop A funds under District Bond Contingency as per the approved white paper dated 06/21/2019.</i>	\$134,525	
09/20/2019	<i>Exchange of Measure J funds between the Program Reserve (04M-4PR) & Prop A funds under District Bond Contingency as per the approved white paper dated 06/21/2019. (Measure J Portion)</i>		(\$134,525)
10/16/2019	<i>04M-406.02 Student Services Center/Admin Building (Phase 2) - Project Re-baseline per approved white paper request dated 8/22/19. Please see attached documents for further reference</i>		(\$5,138,417)
10/28/2019	<i>Per SMP reconciliation, a one-sided budget change transfer request in the amount of \$86,500 will reduce the SMP funds under GL 7220-150-00</i>		(\$86,500)
10/29/2019	<i>Per SMP reconciliation, a one-sided budget change transfer request in the amount of \$32,025 will reduce the SMP funds under GL 7220-150-00.</i>		(\$32,025)
01/10/2020	<i>The District has completed their reconciliation for all non-bond funds for Los Angeles Mission College and has confirmed no budget should exist for local funds within the project. Currently, in our PMIS system, \$113,000 has been budgeted for Local-Master Planning/EIR under (GL code 7260-500-00). This one-sided budget transfer request in the amount of \$113,000 will reduce the local funds for the project.</i>		(\$113,000)
12/04/2020	<i>Budget Establishment - Measure CC funding as per White Paper dated 11/16/20 and approved on 11/19/20. This request will setup the original budget for 04M-404.01 - Culinary Arts Institute (CAI) - Bird Mitigation.</i>	\$144,090	
04/22/2021	<i>04M-404.01 - Culinary Arts Institute (CAI) - Project Re-baseline per approved white paper request dated 4/6/21. Please see attached documents for future reference.</i>	\$39,890	
06/22/2021	<i>Budget Establishment - Measure CC funding as per White Paper dated 5/25/21 and approved on 6/8/21. This request will setup the original budget for 04M-487.01 - Demolition & Removal of Bungalows/Warehouse.</i>	\$66,000	
06/25/2021	<i>Budget Establishment - Measure CC funding as per White Paper dated 5/25/21 and approved on 6/8/21. This request will setup the original budget for 04M-487 - Plant Facilities Building.</i>	\$1,685,481	
09/13/2021	<i>The Plant Facilities Building (04M-487.00) project is currently in procurement for an AE programming/design consultant. The original white paper was executed on 6/8/2021 and established the initial budget of \$3,685,481 up to 100% design development using Measure J and CC funds. At that time, \$304,000 should have been allocated to state funds to come in line with the District's state funding requirements for this project, please see attached for details. The proposed one-sided budget change will allocate \$304,000 of State Funding to the pre-design (\$145,897) & design (\$158,103) cost lines respectively. This change will create a surplus of Measure CC funds for the same amount under the project. Please note, a separate budget change request will be processed in which \$304,000 will be returned from the Plant Facilities Building (04M-487.00) to the Measure CC District holding account.</i>	\$304,000	

Los Angeles Mission College

College Budget Changes/Adjustments Overview

Los Angeles Mission College

BUDGET CHANGES ADD/DRAWDOWN DETAIL (Continued)

Date	Description	Add'd Funds Amt	Drawdown Amt
09/13/2021	<i>The Plant Facilities Building (04M-487.00) project is currently in procurement for an AE programming/design consultant. The original white paper was executed on 6/8/2021 and established the initial budget of \$3,685,481 up to 100% design development using Measure J and CC funds. At that time, \$304,000 should have been allocated to state funds to come in line with the District's state funding requirements for this project, please see attached for details. The proposed budget change will reallocate \$304,000 of Measure CC funds from the commissioning (\$154,000) & design contingency (\$150,000) cost lines respectively, to the Measure CC District holding account. Please note, the project has a surplus created by the establishment of \$304,000 in State Funds via a separate budget request. This budget change request will return the excess \$304,000 under Measure CC back to the Measure CC District holding account.</i>		(\$304,000)
10/28/2021	<i>Exchange of Prop A funds between the Program Reserve (04M-4PR) & Measure J funds under District Bond Contingency as per the approved white paper dated 10/21/21. (Prop A Portion)</i>		(\$64,215)
10/28/2021	<i>Exchange of Prop A funds between the Program Reserve (04M-4PR) & Measure J funds under District Bond Contingency as per the approved white paper dated 10/21/21. (Measure J Portion)</i>	\$64,215	
04/15/2022	<i>Budget Establishment - Measure CC funding as per White Paper dated 03/11/22 and approved on 03/29/22. This request will setup the original budget for 04M-415.08 - Instructional Bldg.- Academic Affairs Suite Expansion.</i>	\$1,999,933	
04/20/2022	<i>Budget Establishment - Measure CC funding as per White Paper dated 03/11/22 and approved on 03/29/22. This request will setup the original budget for 04M-415.09 - Instructional Bldg.- Assessment Study.</i>	\$166,950	
07/06/2022	<i>Exchange of Prop A funds between the Program Reserve (04M-4PR) & Measure J funds under District Bond Contingency as per the approved white paper dated 6/16/2022. (Prop A Portion)</i>		(\$512,296)
07/06/2022	<i>Exchange of Prop A/AA funds between the Program Reserve (04M-4PR) & Measure J funds under District Bond Contingency (Measure J Portion)</i>	\$878,639	
07/06/2022	<i>Exchange of Prop AA funds between the Program Reserve (04M-4PR) & Measure J funds under District Bond Contingency as per the approved white paper dated 6/16/2022. (Prop AA Portion)</i>		(\$366,343)
07/06/2022	<i>Reallocation - Returning of Excess Funds (\$26,037.68) under 04M-404.01 to Measure CC District Bond Contingency</i>		(\$26,038)
09/07/2022	<i>As per white paper: Measure CC Funding Request for Los Angeles Mission College's Campus Program Management - Project Management Services Budget, dated 8/26/22, \$3,607,585.03 will be requested of Measure CC funds from 50A-A01.00 to 04M-491.00.</i>	\$3,607,585	
09/19/2022	<i>As per white paper: Measure CC Funding Request for Los Angeles Mission College - CPLT Reimbursable, dated 9/01/22, \$25,321.72 will be requested of Measure CC funds from 50A-A01.00 to 04M-491.00.</i>	\$25,322	
02/07/2023	<i>04M-403.00 - Science Bio-Lab Building – Project Budget Establishment – Measure CC funding as per approved white paper dated 12/16/22</i>	\$1,400,000	

Los Angeles Mission College

College Budget Changes/Adjustments Overview

Los Angeles Mission College

BUDGET CHANGES ADD/DRAWDOWN DETAIL (Continued)

Date	Description	Add'd Funds Amt	Drawdown Amt
02/22/2023	04M-460.05 - Space Utilization – Project Budget Establishment – Measure CC funding as per approved white paper dated 2/10/23	\$111,300	
02/22/2023	04M-460.04 - Athletic Master Planning – Project Budget Establishment – Measure CC funding as per approved white paper dated 2/7/23	\$97,938	
05/19/2023	Budget Change - State Funds to Plant Facilities Building (04M-487.00) per White Paper dated 5/4/23 titled, "Release of 2017 Program Reserve Funds Request". \$208,000 of state funding is being established under the State design GL under the "Working Drawings" per the approved JCAF 32 for the Plant Facilities Building project.	\$208,000	
10/17/2023	Budget Change - 04M-460.04 Athletic Master Planning per White Paper Dated 9/6/2023 titled, "Measure LA Fund Request"	\$40,039	
12/12/2023	Budget Establishment - Measure LA funding as per White Paper dated 11/1/2023 and approved on 11/22/23. This request will setup the original budget for 04M-487.02 - Plant Facilities Building - Swing Space.	\$575,000	
02/22/2024	Budget Establishment - Measure LA funding as per White Paper dated 12/21/23 and approved on 02/8/24. This request will fully fund the project. The original White paper dated 5/25/2021 provided funding through planning and design only.	\$26,875,568	
02/22/2024	04M-487.01 Demolition & Removal of Bungalows/Warehouse - original budget establishment for Measure LA funding as per White Paper dated 12/21/23 and approved on 02/8/24. This request is also to re-baseline the Demolition & Removal of Bungalows/Warehouse project.	\$548,136	
02/29/2024	Additional Funds - State Funds funding as per White Paper dated 12/21/23 and approved on 02/8/24. This request will setup the Re-Baseline for 04M-487.00 - Plant Facilities Building.	\$7,319,000	
04/05/2024	Reclassification of Measure CC expenditures from Bond GL to State GL to align expenditures to State Claim WD No. 02 LAMC - 04M-487.00 Plant Facilities Building	\$18,930	
04/05/2024	Reclass of Measure J expenditures from State GL to Bond GL to align expenditures to State Claim WD No. 02 LAMC - 04M-487.00 Plant Facilities Building		(\$18,930)
04/16/2024	Additional Funds - Measure CC funding as per White Paper dated 12/21/23 and approved on 02/8/24. This request will setup the Re-Baseline for 04M-487.00 - Plant Facilities Building.	\$7,000,000	
04/18/2024	Budget Transfer 941212135 was created in error. This is correcting the mentioned budget transfer. This is a NetZero impact to the overall project.		(\$18,930)
04/18/2024	Budget Transfer 941212136 was created in error. This is correcting the mentioned budget transfer. This is a NetZero impact to the overall project.	\$18,930	
04/30/2024	This budget change is adjusting the total working drawings State funding aligning it to the funds source as it was originally claimed and paid. The State funds were originally established under Measure J; however, an expenditure under Measure CC was claimed for reimbursement from the State. The District requires the bond funds to align the State expenditures as they were originally paid. Between this transfer and Changes-1379 is a net zero budget adjustments and will not increase/decrease the overall State budget.		(\$18,930)

Los Angeles Mission College

College Budget Changes/Adjustments Overview

Los Angeles Mission College

BUDGET CHANGES ADD/DRAWDOWN DETAIL (Continued)

Date	Description	Add'd Funds Amt	Drawdown Amt
04/30/2024	<i>This budget change is adjusting the total working drawings State funding aligning it to the funds source as it was originally claimed and paid. The State funds were originally established under Measure J; however, an expenditure under Measure CC was claimed for reimbursement from the State. The District requires the bond funds to align the State expenditures as they were originally paid. Between this transfer and Changes-1378 is a net zero budget adjustments and will not increase/decrease the overall State budget.</i>	\$18,930	
06/28/2024	<i>04M-487.02 Plant Facilities Building - Swing Space - Measure LA budget rebaseline. Additional Funds Measure LA funding as per White Paper dated 5/21/24.</i>	\$90,696	
08/08/2024	<i>04M-403.00 Science Bio-Lab Building Measure CC budget change. Additional State Funds as per White Paper dated 5/9/24.</i>	\$10,000,000	
09/26/2024	<i>04M-415.08 Instructional Bldg. - Academic Affairs Suite Expansion project cancellation and return of surplus funds to Measure CC per White Paper dated 9/3/2024.</i>		(\$1,909,613)
10/17/2024	<i>04M-406 Student Services Center/Admin Building Budget Change - FTR Final Settlement per approved White Paper 8/1/2024. Funding will be from Measure J in the amount of \$2,442,070.60 for the Student Services Center/Admin Building. Remaining Measure J funding in the amount of \$7,055,486.62 for 05P-537, 09W-950, 09W-951 and Prop A funding is \$2,442.78 for 05P-515. The total request is \$9,500,000.00.</i> <i>Budget Changes-1447-J, 1448-J, 1449-J are being processed concurrently with this transaction under Measure J funding source to fund 05P-537, 09W-950 and 09W-951. Additionally, budget Change-1446- Prop A is being processed concurrently with this transaction under the Prop A funding source to fund 05P-515.</i>	\$2,442,071	

Pierce College

College Budget Changes/Adjustments Overview

Pierce College

BUDGET CHANGES

The following budget changes that impact the college funding level are approved by or coordinated with the district; as a result of a reconciliation, analysis, or receipt of additional funds (i.e.: settlements, grants, rebates etc.).

Description	Amount
Fund Total (July 2016 Dashboard)	\$625,055,558
Add/Drawdown Net	\$248,977,051
	\$874,032,609

BUDGET CHANGES ADD/DRAWDOWN DETAIL

Date	Description	Add'd Funds Amt	Drawdown Amt
02/22/2017	<i>Budget Transfer #941201701 decreased fund from 05P-509-Child Development Center Project per Capital Outlay FF&E Reimbursement Claim. This is a one sided deductive Inter-Budget Transfer in the amount of \$-67.58 for the remaining Capital Outlay budget under FF&E for 05P-509-Child Development Center Project per the total amount claimed/reimbursed. The \$67.58 balance is no longer available. The new overall project budget for Project 05P-509-Child Development Center will be decreased from \$14,025,246.09 to \$14,025,178.51.</i>		(\$68)
03/22/2017	<i>Budget increase to record income from DWP's energy rebate check 700988674, per the District's income JE J-507 FY2011-12</i>	\$3,776,922	
06/21/2017	<i>The Horticulture Facilities Project has a project claim settlement with J.D. Diffenbaugh, Inc. for design-build Contract 32738. The District received a project claim settlement refund from Safeco Insurance in the amount of \$800,000.00. This surety refund is to be reimbursed to Los Angeles Pierce College's bond allocation. This proposed budget change is to record income from project claim settlement refund check #0010023873 (\$800,000.00), per the District's income JE J-502 FY2014-05.</i>	\$800,000	
06/28/2017	<i>This budget transfer is to move Bond Program Reserve funds to the Program Reserve 2017 Release Holding Account at Pierce College per approved Memo to the Chancellor dated 05/05/2017 (attached).</i>	\$18,601,855	
04/10/2018	<i>Original budget establishment - Measure CC initial budget establishment to fund 05P-542.03-Landscape Masterplan at Botanical Garden (LMABG) project per approved Measure CC Project Initiation Packet dated 3/5/18.</i>	\$9,000,000	
04/10/2018	<i>Original budget establishment - Measure CC initial budget establishment to fund 05P-533.02-Multi-Purpose Academic and Workforce Education (MPAWE) Building project per approved Measure CC Project Initiation Packet dated 3/5/18.</i>	\$63,500,000	
04/10/2018	<i>Original budget establishment - Measure CC initial budget establishment to fund 05P-542.04-Temporary Village Restoration (TVR) project per approved Measure CC Project Initiation Packet dated 3/5/18.</i>	\$2,500,000	
06/06/2018	<i>One sided additive Inter-Project Budget Transfer #CHANGES-0043 of non-bond funds to Performing Arts Building Improvements (05P-518.04) project budget from District's General Account to allocate funds for non-bond scope of work in the EAC amount of \$201,143.29 per project estimate worksheet dated 5/1/18. The new overall project budget for Performing Arts Building Improvements (05P-518.04) project will be increased from \$16,678,364.42 to \$16,879,507.71.</i>	\$201,143	

Pierce College

College Budget Changes/Adjustments Overview

Pierce College

BUDGET CHANGES ADD/DRAWDOWN DETAIL (Continued)

Date	Description	Add'd Funds Amt	Drawdown Amt
12/27/2018	Budget increase to record income from 2018 Lease Rental Payment for LLB Contract 33862 of BBC in the amount of \$3.00 (Check #00238563).	\$3	
02/19/2019	One sided additive Project Budget Transfer #CHANGES-0068 to allocate budget for SMP fund previously dropped under JE 712074 from District's General Account to Early Renovations - Corridor Upgrade (05P-518.01) Project. The new overall project budget for Early Renovations - Corridor Upgrade (05P-518.01) project will be increased from \$200,423.59 to \$399,673.59.	\$199,250	
02/25/2019	One sided additive Project Budget Transfer #CHANGES-0072 of non-bond funds to Performing Arts Building Improvements (05P-518.04) project budget from District's General Account to allocate funds for additional non-bond scope of work in the EAC amount of \$257,289.70 per updated project estimate worksheet dated 1/25/19. The additional project budget is to cover the non-bond additional lighting scope of work needed for the project and to cover change orders not anticipated in the original budget transfer. The total shortfall reallocation to be transferred to Performing Arts Building Improvements (05P-518.04) project is \$56,146.61. The overall project budget for Performing Arts Building Improvements (05P-518.04) project will increase from \$17,461,240.66 to \$17,517,387.07.	\$56,146	
04/05/2019	One sided additive Project Budget Transfer #CHANGES-0078 to allocate additional budget amount of \$222,897.28 from Lexington Insurance for the payment of the Builders Risk Claim by Bernards under Contract 32746 from District's General Account to Library/Learning Crossroads Building (05P-541) Project. The new overall project budget for Library/Learning Crossroads Building (05P-541) project will be increased from \$49,513,579.12 to \$49,736,476.40.	\$222,897	
05/17/2019	One sided deductive Project Budget Transfer #CHANGES-0088 to remove SMP budget amounting to \$14,980.59 as a result of the Districts Bond/SMP Reconciliation Analysis. The new overall project budget for Landscape and Site Master Plan will be reduced from \$9,876,816.79 to \$9,861,836.20.		(\$14,981)
06/07/2019	Project Budget Transfer #CHANGES-0096 reallocates funds within 05P-518.04-Performing Arts Building Improvements project from Other to SMP per District's direction. The total budget reallocation to be transferred from Other to SMP buckets within the project is \$257,289.70. The overall project budget for 05P-518.04-Performing Arts Building Improvements project will remain the same.	\$257,290	
06/07/2019	Project Budget Transfer #CHANGES-0095 reallocates funds within 05P-518.04-Performing Arts Building Improvements project from Other to SMP per District's direction. The total budget reallocation to be transferred from Other to SMP buckets within the project is \$257,289.70. The overall project budget for 05P-518.04-Performing Arts Building Improvements project will remain the same.		(\$257,290)
06/10/2019	05P-533.02 Multi-Purpose Academic and Workforce Education (MPAWE) Building New Construction Project - Project budget establishment per fully executed Measure CC Project Approval - Amendment 01 white paper dated 10/22/18. Please see attached documents for further reference.	\$38,152,181	
06/12/2019	05P-514.00 Child Development Academic Facility (CDAF) Building New Construction Project - Project budget establishment per fully executed Measure CC Fund / Project Request white paper dated 5/2/2019. Please see attached documents for further reference.	\$19,696,276	
06/12/2019	05P-585.00 Landscape/Hardscape on Temporary Child Development Center Site New Construction Project - Project budget establishment per fully executed Measure CC Fund / Project Request white paper dated 5/2/2019. Please see attached documents for further reference.	\$2,363,900	

Pierce College

College Budget Changes/Adjustments Overview

Pierce College

BUDGET CHANGES ADD/DRAWDOWN DETAIL (Continued)

Date	Description	Add'd Funds Amt	Drawdown Amt
06/14/2019	05P-542.04 Temporary Village Restoration New Construction Project - Project budget establishment per fully executed Measure CC Project Approval - Amendment 01 white paper dated 10/22/18. Please see attached documents for further reference.	\$134,617	
06/14/2019	05P-542.03 Landscape Masterplan at Botanical Garden New Construction Project - Project budget establishment per fully executed Measure CC Project Approval - Amendment 01 white paper dated 10/22/18. Please see attached documents for further reference.	\$2,140,508	
06/20/2019	05P-577.08 Demolition of Temporary Child Development Center Bungalows New Demolition Project - Project budget establishment per fully executed Measure CC Fund / Project Request white paper dated 5/2/2019. Please see attached documents for further reference.	\$798,735	
07/09/2019	One sided additive Project Budget Transfer #CHANGES-0099 to allocate additional budget amount of \$14,980.59 to SMP - Underground Piping Replacement (05P-588.05) Project to increase SMP budget per District's SMP Reconciliation Analysis. The new overall project budget for SMP - Underground Piping Replacement (05P-588.05) project will be increased from \$378,954.50 to \$393,935.09.	\$14,981	
07/15/2019	05P-584.02 Demolition of Applied Technology Building 3800 New Construction Project - Project Budget Establishment per fully executed Measure CC Fund / Project Request white paper dated 04/26/2019. Please see attached documents for further reference.	\$4,207,545	
07/15/2019	05P-517.00 Industrial Technology Building (ITB) New Construction Project - Project Budget Establishment per fully executed Measure CC Fund / Project Request white paper dated 4/26/2019. Please see attached documents for further reference.	\$68,283,855	
07/15/2019	05P-584.01 Demolition of Industrial Technology Building 3600 New Construction Project - Project Budget Establishment per fully executed Measure CC Fund / Project Request white paper dated 04/26/2019. Please see attached documents for further reference.	\$5,410,763	
08/29/2019	One sided deductive Project Budget Transfer #CHANGES-0106 to remove SMP budget amounting to \$162,311.00 as a result of the District's Bond/SMP Reconciliation Analysis. The new overall project budget for SMP - Irrigation Systems Replacement/Lot 5 (05P-542.05) project will be reduced from \$561,168.10 to \$398,857.10.		(\$162,311)
12/19/2019	One-sided budget transfer #CHANGES-0165 removes SMP funds from SMP - Underground Piping Replacement (05P-588.05) project amounting to \$9,333.75 as a result of the District's Bond/SMP Reconciliation Analysis. The overall project budget for SMP - Underground Piping Replacement (05P-588.05) project will be reduced from \$393,935.09 to \$384,601.34.		(\$9,334)
10/09/2020	Inter-Project Budget Transfer #CHANGES-0370 reallocates funds from 05P-517.00-Industrial Technology Building Project to Measure CC Bond account due to State Fund allocation per approved D14 & JCAF32. The total budget allocation to be transferred from 05P-517.00-Industrial Technology Building Project to Measure CC Bond account is \$1,182,000.00. The Measure CC bond portion of the project will be reduced from \$68,283,855.05 to \$67,101,855.05. The overall project budget for 05P-517.00-Industrial Technology Building project will remain the same.		(\$1,182,000)

Pierce College

College Budget Changes/Adjustments Overview

Pierce College

BUDGET CHANGES ADD/DRAWDOWN DETAIL (Continued)

Date	Description	Add'd Funds Amt	Drawdown Amt
10/09/2020	<i>This One-Sided Project Budget Transfer #CHANGES-0362 is to establish the State allotment for Preliminary Plans and Working Drawings Phases to 05P-517.00-Industrial Technology Building project per approved D14 and JCAF 32 dated 7/19/2020. The total budget establishment to be transferred to 05P-517.00-Industrial Technology Building project for Preliminary Plans and Working Drawings Phases is \$1,182,000.00. This State allotment amount will not be an increase to the budget. The Measure CC fund will be reduced by the same amount and will be transferred to Measure CC account. The overall project budget for 05P-517.00-Industrial Technology Building project will remain the same.</i>	\$1,182,000	
04/02/2021	<i>One-Sided deductive Inter-Project Budget Transfer #CHANGES-0535 removes unused SMP fund for non-bond scope of work from Performing Arts Building Improvements (05P-518.04) project. The total budget to be transferred is \$58,960.62. The overall project budget for Performing Arts Building Improvements (05P-518.04) project will be decreased from \$17,535,332.20 to \$17,476,371.58.</i>		(\$58,961)
05/14/2021	<i>Inter-Project Budget Transfer #CHANGES-0610 reallocates funds from Measure CC account to 05P-505.02-Phase II Renovations - Administration Building - Interior & Exterior project to initiate swapping of funds from Prop A to Measure CC per approved White Paper dated 5/4/2021. The total budget reallocation to be transferred is \$183,817.62 to cover the remaining punch list items of work and other soft costs on the project. This process is part of the District's Prop A bond fund cleanup initiative program. Measure CC funds will be replaced by Measure J funds from Program Reserve and Prop A funds will be expended on other multi-funded projects.</i>	\$183,818	
05/20/2021	<i>Inter-Project Budget Transfer #CHANGES-0619 reallocates funds from 05P-5PR.00-Program Reserve 2017 Release - Pierce to 40J-J99 District Bond Contingency account to complete the swap of funds of Measure J for Measure CC in the amount of \$183,817.62 per approved White Paper dated 5/4/2021. Measure CC portion was transferred through Inter-Project Budget Transfer #CHANGES-0610 dated 5/14/21. This transfer completes the second part of the swap.</i>		(\$183,818)
06/08/2021	<i>Inter-Project Budget Transfer #CHANGES-0640 reallocates funds from Measure CC account to 05P-527.01-P.E. Facilities - General project to initiate swapping of funds from Prop A & Prop AA to Measure CC per approved White Paper dated 5/19/2021. The total budget reallocation to be transferred is \$291,199.84 to cover the remaining HVAC scope of work and other soft costs on the project. This process is part of the District's Prop A & Prop AA bond fund cleanup initiative program. Measure CC funds will be replaced by Measure J funds from Program Reserve and Prop A & Prop AA funds will be expended on other multi-funded projects.</i>	\$291,200	
06/23/2021	<i>Inter-Project Budget Transfer #CHANGES-0622 transfers funds from 05P-5PR.00-Program Reserve 2017 Release - Pierce (Measure J) to 40J-J99 District Bond Contingency account to complete the swap of funds from Measure J to Measure CC in the amount of \$291,199.84 per approved White Paper dated 5/19/2021. Measure CC portion was transferred through Inter-Project Budget Transfer #CHANGES-0640-CC dated 6/8/21. This transfer completes the second part of the swap.</i>		(\$291,200)
03/07/2022	<i>Inter-Project Budget Transfer #CHANGES-0895 transfers Measure J surplus funds from completed Physical Security and Hardware - Pierce (40J-505.33) project to Program Reserve 2017 Release - Pierce (05P-5PR.00) account per approved White Paper dated 2/23/22. The original funding came from the Campus' Owner's Reserve per approved White Paper dated 5/12/15. The total budget surplus to be transferred is \$119,125.44. The overall project budget of Physical Security and Hardware - Pierce (40J-505.33) project will decrease from \$3,000,000.00 to \$2,880,874.56.</i>	\$119,125	

Pierce College

College Budget Changes/Adjustments Overview

Pierce College

BUDGET CHANGES ADD/DRAWDOWN DETAIL (Continued)

Date	Description	Add'd Funds Amt	Drawdown Amt
05/09/2022	<i>Inter-Project Budget Transfer #ORIGINAL-0518 transfers Measure J fund from Program Reserve 2017 Release - Pierce (05P-5PR.00) account to Pierce - M&O Solar PV System Upgrades (40J-501.08) project per executed White Paper dated 4/20/22. The overall project budget for Pierce - M&O Solar PV System Upgrades (40J-501.08) project will be \$860,023.00.</i>		(\$860,023)
07/14/2022	<i>Inter-Project Budget Transfer #CHANGES-0964-J to swap Prop A & AA funds for Measure J funds between the 05P-5PR.00-Program Reserve 2017 Release - Pierce account, 10D-001.00-District Bond Contingency (Prop A & AA) holding account, and 40J-J99.00-District Bond Contingency (Measure J) account per the fully executed White Paper dated 6/14/22. The total Prop A & AA funds to be swapped with Measure J fund is \$1,770,925.01. Please see attached documents for further reference.</i>	\$1,770,925	
07/29/2022	<i>Inter-Project Budget #CHANGES-0945 to swap Prop A funds for Measure J funds within the 05P-5PR.00-Program Reserve 2017 Release - Pierce account and the 10D-001.00 District Bond Contingency holding account per the fully executed White Paper dated 6/14/22. The total Prop A funds to be swapped is \$1,006,435.39. Please see attached documents for further reference.</i>		(\$1,006,435)
07/29/2022	<i>Inter-Project Budget Transfer #CHANGES-0946-AA to swap Prop AA funds for Measure J funds within the 05P-5PR.00-Program Reserve 2017 Release - Pierce account and the 10D-001.00-District Bond Contingency holding account per the fully executed White Paper dated 6/14/22. The total Prop AA funds to be swapped is \$764,489.62. Please see attached documents for further reference.</i>		(\$764,490)
09/14/2022	<i>Inter-Project Budget Transfer #CHANGES-0994-CC transfers Measure CC funds from District Bond Contingency (50A-A01.00) Account to Campus Program Management-Project Management Services (05P-591.00) account to cover CPLT reimbursable expenses for a period of three (3) years per approved White Paper dated 8/30/22. The total budget to be transferred is \$90,000.00. The overall budget for Campus Program Management-Project Management Services (05P-591.00) account will increase from \$18,180,111.69 to \$18,270,111.69.</i>	\$90,000	
02/22/2023	<i>Inter-Project Budget Transfer #CHANGES-1041-J to swap Measure CC funds for Measure J funds between the 05P-5PR.00-Program Reserve 2017 Release - Pierce account, 40J-J99.00-District Bond Contingency (Measure J) account, and 50A-A01-Measure CC Bond account per the fully executed White Paper dated 2/10/23. The total Measure CC funds to be swapped with Measure J fund is \$641,869.05. Please see attached documents for further reference.</i>		(\$641,869)
02/22/2023	<i>Inter-Project Budget Transfer #CHANGES-1042-CC to swap Measure CC funds for Measure J funds between the 05P-5PR.00-Program Reserve 2017 Release - Pierce account, 40J-J99.00-District Bond Contingency (Measure J) account, and 50A-A01-Measure CC Bond account per the fully executed White Paper dated 2/10/23. The total Measure CC funds to be swapped with Measure J fund is \$641,869.05. Please see attached documents for further reference.</i>	\$641,869	

Pierce College

College Budget Changes/Adjustments Overview

Pierce College

BUDGET CHANGES ADD/DRAWDOWN DETAIL (Continued)

Date	Description	Add'd Funds Amt	Drawdown Amt
07/27/2023	<i>Inter-Project Budget Transfer #CHANGES-1207-CC transfers Measure CC Bond funds from Industrial Technology Building (05P-517.00) project to Measure CC Bond (50A-A01.00) account in the amount of \$8,029,786.21 per approved White Paper dated 06/29/2023 and updated PEW based on 100% CD estimate. The purpose of the White Paper is to establish the State allotment for Construction Phase to Industrial Technology Building (05P-517.00) project per approved D14 and JCAF 32 dated 6/5/2023. The total State Matching budget to be transferred to Industrial Technology Building (05P-517.00) project for Construction Phase is \$16,998,000.00. Portion of this State allotment amount will be an increase to the project budget in the amount of \$8,968,213.79. The Measure CC Bond fund of the project will be reduced by \$8,029,786.21 amount and will be transferred to Measure CC Bond account. The overall project budget for Industrial Technology Building (05P-517.00) project will increase from \$68,283,855.05 to \$77,252,068.84 per updated PEW based on 100% CD phase estimate.</i>		(\$8,029,786)
07/27/2023	<i>This One-Sided Project Budget Transfer #CHANGES-1206-State is to establish the State allotment for Construction Phase to Industrial Technology Building (05P-517.00) project per approved D14 and JCAF 32 dated 6/5/2023. The total budget establishment to be transferred to Industrial Technology Building (05P-517.00) project for Construction Phase is \$16,998,000.00. Portion of this State allotment amount will be an increase to the project budget in the amount of \$8,968,213.79 per approved White Paper dated 06/29/2023. The Measure CC Bond fund of the project will be reduced by \$8,029,786.21 amount and will be transferred to Measure CC Bond account. The overall project budget for Industrial Technology Building (05P-517.00) project will increase from \$68,283,855.05 to \$77,252,068.84 per updated PEW based on 100% CD phase estimate.</i>	\$16,998,000	
08/14/2023	<i>Inter-Project Budget Transfer #CHANGES-1214-CC transfers Measure CC funds from Measure CC Bond (50A-A01.00) account to P.E. Facilities - General (05P-527.01) project per approved White Paper dated 7/20/2023 based on the updated PEW due to additional electrical conduit, cabling system, and supplemental field order scope of work which was not accounted for on the original scope of work in North and South Gym locations. The total budget to be transferred to the project is \$57,167.93. The overall project budget for P.E. Facilities - General (05P-527.01) project will increase from \$23,079,855.18 to \$23,137,023.11.</i>	\$57,168	
03/28/2024	<i>Budget Change - Move Measure CC Funds from 50A-A01.00-Measure CC Bond Account to 05P-527.01-P.E. Facilities - General Project per Approved White Paper dated 3/13/2024</i>	\$55,576	
05/15/2024	<i>Inter-Project Budget Transfer #CHANGES-1381-J to swap Measure CC funds for Measure J funds between the 05P-5PR.00-Program Reserve 2017 Release - Pierce account, 40J-J99.00-District Bond Contingency (Measure J) account, and 50A-A01-Measure CC Bond account per the fully executed White Paper dated 4/30/2024. The total Measure CC funds to be swapped with Measure J fund is \$1,750,000.00. Please see attached documents for further reference.</i>		(\$1,750,000)
05/15/2024	<i>Inter-Project Budget Transfer #CHANGES-1383-CC to swap Measure CC funds for Measure J funds between the 05P-5PR.00-Program Reserve 2017 Release - Pierce account, 40J-J99.00-District Bond Contingency (Measure J) account, and 50A-A01-Measure CC Bond account per the fully executed White Paper dated 4/30/2024. The total Measure CC funds to be swapped with Measure J fund is \$1,750,000.00. Please see attached documents for further reference.</i>	\$1,750,000	

Pierce College

College Budget Changes/Adjustments Overview

Pierce College

BUDGET CHANGES ADD/DRAWDOWN DETAIL (Continued)

Date	Description	Add'd Funds Amt	Drawdown Amt
10/17/2024	<p><i>05P-537 Stadium ADA Improvements Budget Change - FTR Final Settlement per approved White Paper 8/1/2024. Funding will be from Measure J in the amount of \$780,250.11 for the 05P-537 Stadium ADA Improvements. Remaining Measure J funding in the amount of \$8,717,327.11 for 04M-406, 09W-950, 09W-951 and Prop A funding is \$2,442.78 for 05P-515. The total request is \$9,500,000.00.</i></p> <p><i>Budget Changes-1445-J, 1448-J, 1449-J are being processed concurrently with this transaction under Measure J funding source. Additionally budget Change-1446- Prop A is being processed concurrently with this transaction under the Prop A funding source.</i></p>	\$780,250	
10/17/2024	<p><i>05P-515 Budget Change - FTR Final Settlement per approved White Paper 8/1/2024. Funding will be from Prop A in the amount of \$2,442.78 and Measure J in the amount of \$9,497,557.22. The total request is \$9,500,000.00.</i></p> <p><i>Budget Change-1445-J, 1447-J, 1448-J & 1449-J are being processed concurrently with this transaction under the Measure J funding source to fund 04M-406, 05P-537, 09W-950, 09W-951.</i></p>	\$2,443	
11/04/2024	<p><i>This Budget Change is to transfer the surplus Measure CC funds from completed Phase II Renovations - Administration Building - Interior and Exterior 1800 project to Measure CC Bond account per White Paper dated October 21, 2024 in the amount of \$51,626.26. The project was substantially completed on February 13, 2017 and Notice of Final Completion was achieved on May 17, 2022. The project budget will decrease from \$10,790,272.48 to \$10,738,646.22.</i></p>		(\$51,626)

Los Angeles Southwest College

College Budget Changes/Adjustments Overview

Los Angeles Southwest College

BUDGET CHANGES

The following budget changes that impact the college funding level are approved by or coordinated with the district; as a result of a reconciliation, analysis, or receipt of additional funds (i.e.: settlements, grants, rebates etc.).

Description	Amount
Fund Total (July 2016 Dashboard)	\$405,447,046
Add/Drawdown Net	\$89,698,527
	\$495,145,573

BUDGET CHANGES ADD/DRAWDOWN DETAIL

Date	Description	Add'd Funds Amt	Drawdown Amt
08/16/2016	<i>LASC - Capital Outlay Reconciliation - 06S-601.01 Student Services, Education Center Per District's Capital Outlay Reconciliation for 06S-601.01 Student Services, Education Center project - no state funds for design were allotted for this project. Total current state budget for design is \$408,890. Budget transfer for \$55,516 to be moved from Design to Construction bucket to cover the JE processed to reclassify bond expenditures to state expenditures. Remaining \$353,374 from the state design bucket to be reduced. See attached back-up documents for further details.</i>		(\$353,374)
06/29/2017	<i>This budget transfer is to move Bond Program Reserve funds to the Program Reserve 2017 Release Holding Account at Los Angeles Southwest College per approved Memo to the Chancellor dated 05/05/2017 (attached).</i>	\$11,982,987	
04/12/2018	<i>06S-602.00 Student Union - Project budget establishment per the fully executed Measure CC funding request white paper. Please see attached documents for further reference.</i>	\$37,561,875	
05/31/2018	<i>06S-679.10 Campus Wide Utilities Improvements - Project Budget Establishment per the fully executed Measure CC funding request white paper. Please see attached documents for further reference.</i>	\$1,504,154	
08/27/2018	<i>Budget transfer to swap Prop AA funds for Prop A funds in between the LA Southwest College Campus Program Management – Owner's Reserve account and the District Bond Contingency account (this will result in a net zero increase to the overall College budget). It also seeks approval for a budget transfer from the Campus Program Management - Owner's Reserve to the Child Development Center project to allocate additional funds to cover historical journal entries that were identified during the District Bond Reconciliation with Build-LACCD. These journal entries will be booked in FY19 and need to be funded with Prop A funds; currently the College is short of Prop A funds and is not able to mitigate the variance caused by these journal entries under the correct fund source. However; the College has sufficient Prop AA funds under the e Campus Program Management – Owner's Reserve to swap for Prop A funds from the District Reserve – Owner' account. Both the journal entries and supporting documents are attached with this white paper memo.</i>	\$218,283	
08/28/2018	<i>Budget transfer to swap Prop AA funds for Prop A funds in between the LA Southwest College Campus Program Management – Owner's Reserve account and the District Bond Contingency account (this will result in a net zero increase to the overall College budget). It also seeks approval for a budget transfer from the Campus Program Management - Owner's Reserve to the Child Development Center project to allocate additional funds to cover historical journal entries that were identified during the District Bond Reconciliation with Build-LACCD. These journal entries will be booked in FY19 and need to be funded with Prop A funds; currently the College is short of Prop A funds and is not able to mitigate the variance caused by these journal entries under the correct fund source. However; the College has sufficient Prop AA funds under the e Campus Program Management – Owner's Reserve to swap for Prop A funds from the District Reserve – Owner' account. Both the journal entries and supporting documents are attached with this white paper memo.</i>		(\$218,283)

Los Angeles Southwest College

College Budget Changes/Adjustments Overview

Los Angeles Southwest College

BUDGET CHANGES ADD/DRAWDOWN DETAIL (Continued)

Date	Description	Add'd Funds Amt	Drawdown Amt
12/19/2018	06S-628.01 Campus Corner Sign Modernization - Project Budget Establishment per the fully executed Measure CC funding request white paper. Please see attached documents for further reference.	\$782,693	
01/29/2019	06S-628.03 Western Entrance Marquee Sign - Project Budget Establishment per the fully executed Measure CC funding request white paper. Please see attached documents for further reference.	\$2,587,040	
01/29/2019	06S-628.02 Imperial Entrance Marquee Sign - Project Budget Establishment per the fully executed Measure CC funding request white paper. Please see attached documents for further reference.	\$2,587,040	
01/29/2019	06S-628.04 Campus Wide Wayfinding Signage - Project Budget Establishment per the fully executed Measure CC funding request white paper. Please see attached documents for further reference.	\$958,500	
02/27/2019	06S-631.01 Nursing Upgrades in SoCTE - Project Budget Establishment per the Measure CC funding request white paper fully executed on February 14, 2019. Please see attached documents for further reference.	\$3,331,444	
04/02/2019	This budget change request for 06S-601.01 Student Services Education Center is to increase the SMP budget for the project to cover the expenditures reclass JE requested by District/Program Controls. See attached documents for further reference.	\$28,415	
04/25/2019	This budget transfer request is to clear the internal variance within the buckets of 06S-691 project and transfer the remaining budget balance under this project to 06S-6PR Southwest College Program Reserve Release account. Project Management support account is no longer used to fund for college project management (CPM) fees. CPM fees are directly through the active projects.		(\$240,995)
04/25/2019	This budget transfer request is to clear the internal variance within the buckets of 06S-691 project and transfer the remaining budget balance under this project to 06S-6PR Southwest College Program Reserve Release account. Project Management support account is no longer used to fund for college project management (CPM) fees. CPM fees are directly through the active projects.	\$240,995	
02/25/2020	06S-631.01 Nursing Upgrades in SoCTE - Project Budget Rebaseline per the Measure CC funding request white paper fully executed on January 30, 2020. Please see attached.		(\$1,007,108)
02/25/2020	06S-679.10 Campus Wide Utilities Improvements - Project budget rebaseline per the fully executed white paper on 1/31/2020. Please see attached documents for further reference.		(\$1,504,154)
02/26/2020	06S-602.00 Student Union - Project budget rebaseline per the fully executed white paper on 1/31/2020. Please see attached documents for further reference.	\$2,500,000	
06/26/2020	This budget change document will return \$516,776.18 unused Federal Grant funds approved under MOU.PTLACCD SW agreement between LA Community College District (LACCD) and LA County Metro Transportation Authority (LACMTA). Out of the total approved federal funds of \$1,104,500 under the MOU agreement, invoices for total \$587,723.82 for Access Pacific Contract 34001 were approved by LACMTA and remaining unused balance of \$516,776.18 is being reduced from the project. This budget change is also reclassifying cost to align with the expended at the cost account level. Please see attached documents for further reference.		(\$516,776)

Los Angeles Southwest College

College Budget Changes/Adjustments Overview

Los Angeles Southwest College

BUDGET CHANGES ADD/DRAWDOWN DETAIL (Continued)

Date	Description	Add'd Funds Amt	Drawdown Amt
10/09/2020	<i>This budget transfer will move the residual funds from the design bucket and will be a one-sided transfer. The project has been completed and achieved DSA certification on 09/03/10. See attached documents for further reference.</i>		\$0
04/06/2021	<i>This budget transfer is a one sided transfer for allocating non bond funds per District's request to align budget to the FTA allotment. See attached documents for further reference.</i>	\$44,160	
04/06/2021	<i>06S-679.12 Roadway Conversion: Project Budget Establishment per the fully executed white paper on 3/21/2021. Please see attached documents for further reference.</i>	\$2,087,949	
06/21/2021	<i>06S-628.02 Imperial Entrance Marquee Sign - Project Budget Change per the fully executed re-baseline white paper on 5/26/2021. Please see attached documents for further reference.</i>		(\$1,012,449)
06/21/2021	<i>06S-628.01 Campus Corner Sign Replacement - Project Budget Change per the fully executed re-baseline white paper on 5/26/2021. Please see attached documents for further reference.</i>	\$1,269,537	
06/21/2021	<i>06S-628.03 Western Entrance Marquee Sign - Project Budget Change per the fully executed re-baseline white paper on 5/26/2021. Please see attached documents for further reference.</i>		(\$1,012,715)
07/09/2021	<i>This budget transfer will move the residual funds from the Nursing Upgrades in SoCTE project back to the Measure CC account. The project has been completed and achieved DSA certification on 4/9/21. See attached documents for further reference.</i>		(\$236,308)
08/27/2021	<i>This budget transfer will move the residual funds from the Nursing Upgrades in SoCTE project back to the Measure CC account. The project has been completed and achieved DSA certification on 4/9/21 and has already been closed out. This transfer is being done due to the approval of an FCO that occurred after financial close out. See attached documents for further reference.</i>		\$0
09/08/2021	<i>This budget transfer is a one sided transfer for allocating non bond funds per District's request to align budget to the FTA allotment. See attached documents for further reference.</i>	\$20	
11/05/2021	<i>06S-679.12 Roadway Conversion - Project Budget Change per the fully executed re-baseline white paper on 10/26/2021. Please see attached documents for further reference.</i>		(\$615,499)
11/05/2021	<i>06S-628.04 Campus Wide Wayfinding Signage - Project Budget Change per the fully executed re-baseline white paper on 10/26/2021. Please see attached documents for further reference.</i>		(\$666,087)
02/16/2022	<i>This is a one-sided budget transfer to reduce the overall budget to match the SMP allotment. See attached documents for further reference.</i>		(\$22,491)
05/17/2022	<i>06S-679.13 - South & East Perimeter Fencing Replacement: Project Budget Establishment per the fully executed white paper on 4/29/2022. Please see attached documents for further reference.</i>	\$3,106,607	
06/20/2022	<i>Inter-Project Budget #CHANGES-0940-AA to swap Prop AA funds for Measure J funds within the 06S-6PR.00 Program Reserve 2017 Release - Southwest and the 10D-001.00 District Bond Contingency holding account. Per the fully executed white paper dated 6/9/2022. Please see attached documents for further reference.</i>		(\$464,413)

Los Angeles Southwest College

College Budget Changes/Adjustments Overview

Los Angeles Southwest College

BUDGET CHANGES ADD/DRAWDOWN DETAIL (Continued)

Date	Description	Add'd Funds Amt	Drawdown Amt
06/20/2022	<i>Inter-Project Budget #CHANGES-0939 to swap Prop A funds for Measure J funds within the 06S-6PR.00 Program Reserve 2017 Release - Southwest and the 10D-001.00 District Bond Contingency holding account. Per the fully executed white paper dated 6/9/2022. Please see attached documents for further reference.</i>		(\$624,022)
06/20/2022	<i>Inter-Project Budget #CHANGES-0941 to swap Prop A and AA funds for Measure J funds within the 40J-J99.00 District Bond Contingency holding account and the 06S-6PR.00 Program Reserve 2017 Release - Southwest account. Per the fully executed white paper dated 6/9/2022. Please see attached documents for further reference.</i>	\$1,088,435	
07/18/2022	<i>06S-623.02 - Central Plant Improvements - Phase 2: Project Budget Establishment per the fully executed white paper on 5/26/2022. Please see attached documents for further reference.</i>	\$11,034,921	
08/31/2022	<i>This budget change is to fund LASC Campus Program Management - CPLT Project Management Services as well as the MATOC CPT Team (support Staff) per the BOT authorized agreements with firms to provide College Project Leadership Team (CPLT) services from August 4, 2022 for a period of the three (3) years. The BOAT authorized agreements with nine (9) firms authorized to provide CPLT services and per approved White Paper dated 8/26/22 attached hereto.</i>	\$3,231,774	
09/22/2022	<i>06S-679.14 Campus-wide Turf Replacement project budget establishment per the fully executed White Paper dated 6/17/2022.</i>	\$2,563,496	
03/05/2024	<i>06S-679.13 South & East Perimeter Fencing Replacement White Paper dated 1/4/2024 under Measure CC funds. See attachments for reference.</i>	\$2,601,000	
04/15/2024	<i>06S-628.02 Imperial Entrance Marquee Sign Additional Funds White Paper dated 3/22/2024 under Measure CC funds. See attachments for reference.</i>	\$10,199	
04/16/2024	<i>06S-628.03 Western Entrance Marquee Sign Additional Funds White Paper dated 3/22/2024 under Measure CC funds. See attached for references.</i>	\$209,038	
06/13/2024	<i>06S-602.00 Student Union - Rebaseline - Additional Funds via White Paper dated 5/15/2024 under Measure CC funds. See attachments for reference.</i>	\$2,308,438	
08/20/2024	<i>06S-629.00 Outdoor Projection Wayfinding - LASC - Measure LA original budget establishment per the approved White Paper dated 7/12/2024. See attached document for additional information.</i>	\$2,500,000	
12/27/2024	<i>06S-605.00 LASC - Swimming Pool Renovation - Project budget establishment per Measure LA funding request white paper executed December 1st 2024. Please see attached documents for further reference.</i>	\$1,854,203	

Los Angeles Trade-Tech College

College Budget Changes/Adjustments Overview

Los Angeles Trade-Tech College

BUDGET CHANGES

The following budget changes that impact the college funding level are approved by or coordinated with the district; as a result of a reconciliation, analysis, or receipt of additional funds (i.e.: settlements, grants, rebates etc.).

Description	Amount
Fund Total (July 2016 Dashboard)	\$582,291,240
Add/Drawdown Net	\$388,090,171
	\$970,381,411

BUDGET CHANGES ADD/DRAWDOWN DETAIL

Date	Description	Add'd Funds Amt	Drawdown Amt
07/01/2016	To establish project budget for Misc. Improvments-Cypress Hall (Bldg. D). Budget is earmarked in Owner's Reserve.	\$2,037,405	
07/01/2016	To establish project budget for Misc. Improvments-Mariposa Hall (LRC). Budget is earmarked in Owner's Reserve.	\$670,247	
07/01/2016	To establish project budget for Misc. Improvments-Oak Hall (CTE_F). Budget is earmarked in Owner's Reserve.	\$201,593	
07/01/2016	To establish project budget for Misc. Improvments-Cedar Hall (EAHSC_K). Budget is earmarked in Owner's Reserve.	\$3,345,285	
08/26/2016	This is to establish project budget for Misc. Improvements Mariposa Hall (LRC).		(\$670,247)
08/26/2016	To establish budget for the Misc. Improvements-Oak Hall (Bldg. F) project.		(\$201,593)
08/26/2016	To establish project budget for Misc. Improvments-Cedar Hall (Bldg. K)		(\$3,345,285)
08/26/2016	To establish project budget for Misc. Improvments-Cypress Hall (Bldg.D)		(\$2,037,405)
02/23/2017	This budget transfer will align the Capital Outlay budget to the allotted amount minus the District paid expenditures in the amount of \$1,407,686.50. The District has concurred that the District paid expenditures \$1,230,761.98 will not be JE to the project. Budget transfer is based on District's reconciliation file dated 03/23/2016.		(\$1,407,687)
02/23/2017	This budget transfer will align the Capital Outlay budget to the allotted amount minus the District paid expenditures in the amount of \$169,073.33. The District has concurred that the District paid expenditures will not be JE to the project. Budget transfer is based on District's reconciliation file dated 03/23/2016.		(\$169,073)
04/05/2017	STATE_ADJ_20170327 - This budget transfer will align the Capital Outlay Budget to the total allotted amount for the Child Development Center. Budget transfer is based on District's reconciliation file dated 03/23/2016.		(\$259,115)
06/29/2017	This budget transfer is to move Bond Program Reserve funds to the Program Reserve 2017 Release Holding Account at Los Angeles Trade-Tech College per approved Memo to the Chancellor dated 05/05/2017 (attached).	\$17,246,225	

Los Angeles Trade-Tech College

College Budget Changes/Adjustments Overview

Los Angeles Trade-Tech College

BUDGET CHANGES ADD/DRAWDOWN DETAIL (Continued)

Date	Description	Add'd Funds Amt	Drawdown Amt
02/20/2018	SMP - Budget increase per reconciliation meeting with District's Finance Office on 01/19/2018. Total budget is \$ 77,710 with a 50/50 split between SMP and Bond.	\$38,855	
02/21/2018	SMP - Budget decrease per reconciliation meeting with District's Finance Office on 01/19/2018. No SMP budget was allocated for this project.		(\$11,200)
03/26/2018	SMP - Budget transfer to decrease SMP for this project. Per reconciliation meeting with District's Finance Office, it was determined that the SMP budget of \$200,000 was not allocated to this project.		(\$200,000)
03/26/2018	SMP - Budget transfer to decrease SMP funding for this project. Per reconciliation meeting on 01/19/2018 with District's Finance Office, it was determined that the budget for this project will be decreased to \$ 11,465.55 (Part of \$121,398 2006/2007 funding).		(\$133,891)
03/26/2018	SMP - Budget transfers to decrease SMP funding or this project. Per reconciliation meetings with District's Finance Office, it was determined that the SMP budget for this project is \$115,362. Budget will be split between project 713.07 (\$50,366.24) and 713.04 (\$64,995.76). Additionally, SMP budget needs to be moved to Prop AA.		(\$115,595)
03/26/2018	SMP - Budget transfer to adjust SMP funding for this project. Per reconciliation meeting on 01/19/2018 with District's Finance Office, it was determined that the budget for this project will be increased to \$ 174,065.45. (\$109,932.45 from 2006/2007 funding + \$64,133 from the cancelled project - Replace Theater Roof 2004/2005 funding).	\$52,667	
03/26/2018	SMP - Budget transfer to decrease SMP for this project. Per reconciliation meeting with District's Finance Office, it was determined that the SMP budget for this project is \$178,397.00.		(\$954)
03/26/2018	SMP - Budget transfers to decrease SMP funding for this project. Per reconciliation meetings with District's Finance Office, it was determined that the SMP budget for this project is \$115,362. Budget will be split between project 713.07 (\$50,366.24) and 713.04 (\$64,995.76). Additionally, SMP budget needs to be moved to Prop AA.	\$115,362	
03/26/2018	SMP - Budget transfer to adjust SMP budget for this project. Per reconciliation meeting on 01/19/2018 with District's Finance Office, it was determined that the SMP budget for this project is \$243,875.00. SMP budget of \$243,875 will be split between project 07T-712.03 (\$57,990.43) and 07T.712.02 (\$185,884.57).		(\$54,100)
03/26/2018	SMP - Budget transfer to decrease SMP budget for this project. Per reconciliation meeting on 01/19/2018 with District's Finance Office, it was determined that the SMP budget for this project was revised to \$101,455.85.		(\$2,016)
03/27/2018	SMP - Budget transfer to decrease SMP budget for this project. Per reconciliation meetings with District's Finance Office, it was determined that the SMP budget for this project is \$24,421. Additionally SMP budget needs to be moved to Prop AA.	\$24,421	
03/27/2018	SMP - Budget transfer to decrease SMP budget for this project. Per reconciliation meeting on 01/19/2018 with District's Finance Office, it was determined that the SMP budget for this project is \$156,125. Total project budget is \$312,250 with a 50/50 split between bond and SMP funds.		(\$156,125)

Los Angeles Trade-Tech College

College Budget Changes/Adjustments Overview

Los Angeles Trade-Tech College

BUDGET CHANGES ADD/DRAWDOWN DETAIL (Continued)

Date	Description	Add'd Funds Amt	Drawdown Amt
03/27/2018	<i>SMP - Budget transfer to decrease SMP budget for this project. Per reconciliation meetings with District's Finance Office, it was determined that the SMP budget for this project is \$24,421. Additionally SMP budget needs to be moved to Prop AA.</i>		(\$48,841)
03/27/2018	<i>SMP - Budget transfer to decrease SMP budget for the project. Per reconciliation meeting with District's Finance Office, it was determined that this project was cancelled and the budget will be added to project 07T.711.07 Duct Cleaning.</i>		(\$64,476)
03/27/2018	<i>SMP - Budget transfer to adjust SMP budget for this project. Per reconciliation meeting on 01/19/2018 with District's Finance Office, it was determined that the SMP budget for this project is \$169,679. Total project budget is \$339,359 with a 50/50 split between bond and SMP funds.</i>		(\$169,680)
04/10/2018	<i>Reallocation - Budget transfer to move FTA funds (\$796,059.28) to the Blue Line project.</i>		(\$796,059)
04/10/2018	<i>Reallocation - Budget transfer to move FTA funds (\$ 796,059.28) from the Grand Avenue Enhancements Phase 1 project to the Blue Line Station Extension project.</i>	\$796,059	
05/01/2018	<i>Reallocation - Budget Transfer to correct GL Code on approved budget transfer 941205905 - Line 2 - Grand Theater project.</i>	\$113,337	
05/01/2018	<i>Reallocation - Budget Transfer to correct GL Code on approved budget transfer 941205905 - Line 2 - Grand Theater project.</i>		(\$113,337)
05/31/2018	<i>07T-714.02 Construction Technology Building - Project budget establishment per fully executed Measure CC funding request white paper dated 02/26/2018. Please see attached documents for further reference</i>	\$161,250,040	
06/15/2018	<i>SMP - Budget transfer to decrease SMP budget. Per reconciliation meeting with District's Finance Office and PMO, it was determined that the SMP budget for the Liberal Arts Building - Refurbish Theater will be adjusted to \$61,790.83.. The remaining SMP budget of \$2,723.17 will be transferred to project 710.04 Liberal Arts Building - Grand Theater Roof.</i>		(\$2,723)
06/15/2018	<i>SMP - Budget transfer to decrease SMP budget. Per reconciliation meeting with District's Finance Office and PMO, it was determined that the SMP budget for the Liberal Arts Building - Refurbish Theater will be adjusted to \$61,790.83.. The remaining SMP budget of \$2,723.17 will be transferred to project 710.04 Liberal Arts Building - Grand Theater Roof.</i>	\$2,723	
06/19/2018	<i>Changes - Budget transfer to decrease "Other" funding for project 07T.795.00. The original budget was established as a reconciling item and later on transferred to specific projects. A reminder of that original budget was left under the 07T-795 project and needs to be removed as it is no longer available.</i>		(\$11,200)
06/20/2018	<i>07T-714.05 Demolition of Construction Technology Building B - Project budget establishment per fully executed Measure CC funding request white paper dated 02/26/2018. Please see attached documents for further reference</i>	\$4,733,251	
07/20/2018	<i>SMP - Budget transfer to reduce the SMP budget for this project. Per District's direction, the SMP budget for this project will be reduced by \$38,068.09. Expenses incurred by the District for this project will not be recorded under the Bond Program.</i>		(\$38,068)

Los Angeles Trade-Tech College

College Budget Changes/Adjustments Overview

Los Angeles Trade-Tech College

BUDGET CHANGES ADD/DRAWDOWN DETAIL (Continued)

Date	Description	Add'd Funds Amt	Drawdown Amt
07/20/2018	<i>SMP- Budget transfer to reduce the SMP funding for this project. Per District's direction, the SMP budget for this project will be reduced by \$4,256.00. Expenses incurred by the District for this project will not be recorded under the Bond Program.</i>		(\$4,256)
03/21/2019	<i>STATE - Budget Transfer to decrease State Prop AA budget to balance overall State budget along with Measure J budget under GL code 7410-200-10</i>		(\$637)
03/21/2019	<i>STATE - Budget Transfer to increase State Measure J budget to cover costs invoiced for this line item that exceed budget. The District identified that the total amount expended exceeds the allotted Measure J budget.</i>	\$637	
07/24/2019	<i>07T-709.03 Sage Hall Demolition - Project Budget Establishment per Measure CC funding as per approved White Paper dated 10/16/18.</i>	\$6,342,462	
07/24/2019	<i>07T-715.07 Cypress Hall Demolition - Project Budget Establishment per Measure CC funding as per approved White Paper dated 10/16/18.</i>	\$6,378,354	
07/24/2019	<i>07T-731.01 Design and Media Arts - Project Budget Establishment per Measure CC funding as per approved White Paper dated 10/16/18.</i>	\$97,755,189	
11/26/2019	<i>07T-715.06 Demo of Toyon Hall - Project Budget Establishment per Measure CC funding as per approved White Paper dated 10/16/18.</i>	\$598,120	
09/11/2020	<i>07T-714.02 - Trade - Construction Technology Building: Re-baseline project budget due to savings from the Design-Bid-Build general construction contract award of the Construction Technology Building project. The savings amounting to \$21,012,566.38 under Measure CC will to be transferred to 50A-A01 Measure CC Bond.</i>		(\$21,012,566)
10/20/2020	<i>Budget Change - 07T-731.01 - To fund \$126,747.50 with State Capital Outlay funds as indicated in the approved D-14 document dated 7/22/20.</i>	\$126,748	
10/20/2020	<i>Budget Change - 07T-731.01 - to replace Measure CC Bond funds in the amount of \$126,747.50 with State Capital Outlay funds for 50/50 Measure CC/State split of Enovity & Psomas contracts. The State fund was approved under D-14 document dated 7/22/20.</i>		(\$126,748)
11/03/2020	<i>Budget Change - 07T-709.03 - to replace Measure CC Bond funds in the amount of \$78,500.00 with State Capital Outlay funds for 50/50 Measure CC/State split of HED contract. The State fund was approved under D-14 document dated 7/22/20.</i>		(\$78,500)
11/03/2020	<i>Budget Change - 07T-709.03 - To fund \$78,500.00 with State Capital Outlay funds as indicated in the approved D-14 document dated 7/22/20.</i>	\$78,500	
11/18/2020	<i>Budget Change - 07T-731.01 - To fund \$100,352.00 with State Capital Outlay funds as indicated in the approved D-14 document dated 7/22/20. Converse Consultant contract #1125 01TGE: \$12,500.00; Project Management \$87,852.00; Duy Doan TO#1316-32FL \$12,600.00; Natalie Guglielmo TO#1314-71FL \$26,406.00; Giovanna Romero TO#1314-9FV \$19,764.00; Xavier Vazquez TO#1321-13FH \$8,052.00; Jasmin Macabuhay TO#1319-04FV \$7,854.00; Douglas Cottone TO#1314-70FV \$13,176.00.</i>	\$100,352	
11/18/2020	<i>Budget Change - 07T-731.01 - To fund \$2,240,000.00 with State Capital Outlay funds as indicated in the approved D-14 document dated 7/22/20.</i>	\$2,240,000	

Los Angeles Trade-Tech College

College Budget Changes/Adjustments Overview

Los Angeles Trade-Tech College

BUDGET CHANGES ADD/DRAWDOWN DETAIL (Continued)

Date	Description	Add'd Funds Amt	Drawdown Amt
11/18/2020	<i>Budget Change - 07T-731.01 - to replace Measure CC Bond funds in the amount of \$100,352.00 with State Capital Outlay funds for 50/50 Measure CC/State split of Converse Consultant contract (\$12,500.00) and Build-Laccd Project Management (\$87,852.00). The State fund was approved under D-14 document dated 7/22/20. Converse Consultant contract #1125 01TGE: \$12,500.00; Project Management \$87,852.00: Duy Doan TO#1316-32FL \$12,600.00; Natalie Guglielmo TO#1314-71FL \$26,406.00; Giovanna Romero TO#1314-9FV \$19,764.00; Xavier Vazquez TO#1321-13FH \$8,052.00; Jasmin Macabuhay TO#1319-04FV \$7,854.00; Douglas Cottone TO#1314-70FV \$13,176.00.</i>		(\$100,352)
11/18/2020	<i>Budget Change - 07T-731.01 - to replace Measure CC Bond funds in the amount of \$2,240,000.00 with State Capital Outlay funds for 50/50 Measure CC/State split of HED contract. The State fund was approved under D-14 document dated 7/22/20.</i>		(\$2,240,000)
12/17/2020	<i>FEDERAL: Budget Change to remove remaining Federal funds from completed project 07T-710.03 Ceiling Mitigation Ph2 This is a one sided Budget Change, the remaining Federal funds will not be transferred to another account. PMO/District will remove funds from the project.</i>		(\$2,035)
12/21/2020	<i>GRANTS: Budget Change to remove remaining Grants funds from completed project 07T-710.05 Liberal Arts - Renovation of Cosmetology Studios This is a one sided Budget Change, the remaining Grants funds will not be transferred to another account. PMO/District will remove funds from the project.</i>		(\$133,718)
02/22/2021	<i>Budget Change 0440-CC will reallocate and return a net of \$19,159.00 in Measure CC bond funds; a request of State Funding in the same amount under separate Budget Change 0444 will be processed concurrently with this Budget Change.</i>		(\$19,159)
02/22/2021	<i>Budget Change 0435 will return \$154,758.50 in State Funding in order to Balance the JCAF-32 approved funding for DF-14 Release funds and State Budget 2020 received funds. Total approved funding will balance to \$2,410,000.00 for the Design and Media Arts and Sage Hall Demolition projects.</i>		(\$154,759)
02/22/2021	<i>Budget Change 0444 will reallocate and request \$19,159.00 in State Funding in order to Balance the JCAF-32 approved funding for DF-14 Release funds and State Budget 2020 received funds. Total approved funding will balance to \$2,410,000.00 for the Design and Media Arts and Sage Hall Demolition projects.</i>	\$19,159	
02/22/2021	<i>Budget Change 0417-CC will request a net of \$154,758.50 in Measure CC bond funds; Separate Budget Change 0435 will reallocate and return State funding in the same amount which will be processed concurrently with Budget Change 0417-CC.</i>	\$154,759	
04/08/2021	<i>OTHER-Design Services: Budget Change to remove remaining Other funds from completed project 07T-713.04 Math and Science Building - Repair HVAC Controls. This is a one sided Budget Change, the remaining "Other" funds will not be transferred to another account. PMO/District will remove funds from the project.</i>		(\$8,313)
09/01/2021	<i>07T-731.01 - Trade - Design and Media Arts - Budget change increase to cover the added cost of the Photo-voltaic System and HVAC system electrification per approved DMA/Sage Hall Demo re-baseline White Paper dated 4/28/2021. This is a one-sided budget increase. As part of this transaction, a one-sided budget decrease under Budget Change-0581 is issued concurrently to 40J-701.06 Culinary Building Solar PV project that offsets this increase.</i>	\$1,500,000	

Los Angeles Trade-Tech College

College Budget Changes/Adjustments Overview

Los Angeles Trade-Tech College

BUDGET CHANGES ADD/DRAWDOWN DETAIL (Continued)

Date	Description	Add'd Funds Amt	Drawdown Amt
09/03/2021	07T-731.01 Design and Media Arts - Trade - Budget Change increase to re-baseline project per fully executed White Paper dated 4/28/2021. This increase will cover the Fiber Pathway and portion of the future Campus Academic Fiber Backbone loop project and is coming from the IT "earmarked" funds within the Measure CC Holding Account as approved.. Funding request from 50A-A01 Measure CC Holding Account. Refer to attached document for further reference.	\$862,708	
11/15/2021	GRANTS: Budget Change-0789 is being issued to increase Measure J Grants funds on completed project 07T-773.05 Grand Avenue Enhancement Ph 1. This is a one sided Budget Change and is being offset by excess Prop AA Grant Funds. Budget Change 0788 is being issued in conjunction with this budget change that decreases Prop AA funds in the same amount & attached hereto for reference. This is a net zero budget increase to the project.	\$36,117	
11/15/2021	GRANTS: Budget Change-0788 is being issued to reduce remaining Prop AA Grants funds from completed project 07T-773.05 Grand Avenue Enhancement Ph 1. This is a one sided Budget Change and is to offset budget shortfall under Measure J Grants fund. Budget Change 0789 is being issued in conjunction with this budget change that increases the Measure J Grants fund for the same amount & attached hereto for reference. This is a net zero budget increase to the project.		(\$36,117)
08/09/2022	This Budget Change is created to swap out Prop AA funds in the 07T-7PR Program Reserve 2017 Release - Trade account with 10D-001.00 District Bond Contingency (Prop AA) acct per attached approved White Paper dated 6/1/2022. This fund swap in the amount of \$409,673.48 will allow for the close out of the remaining Prop AA budget which was recently freed up from the college's OCIP account. In a separate submittal, Budget Change 0942 will also swap Prop A funds in the 07T-7PR Program Reserve 2017 Release - Trade account with 10D-001.00 District Bond Contingency (Prop A) account in the amount of \$866,900.49. These two budget transfers will release a total of \$1,276,573.97 funds from the LATC Program Reserve 2017 Release - Trade accts. In turn, Budget Change 0944 will be processed to return to LATTC's 07T-7PR Program Reserve 2017 Release - Trade (Measure J) acct, the amount of \$1,276,573.97 from 40J-J99.00 District Bond Contingency (Measure J) account. This aligns with the District's request to close out Prop A & AA.		(\$409,673)
08/09/2022	This Budget Change is created to swap out Prop A funds in the 07T-7PR Program Reserve 2017 Release - Trade account with 10D-001.00 District Bond Contingency (Prop A) acct per attached approved White Paper dated 6/1/2022. This fund swap in the amount of \$866,900.49 will allow for the close out of the remaining Prop A budget which was recently freed up from the college's OCIP account. In a separate submittal, Budget Change 0943 will also swap Prop AA funds in the 07T-7PR Program Reserve 2017 Release - Trade account with 10D-001.00 District Bond Contingency (Prop AA) account in the amount of \$409,673.48. These two budget transfers will release a total of \$1,276,573.97 funds from the LATC Program Reserve 2017 Release - Trade accts. In turn, Budget Change 0944 will be processed to return to LATTC's 07T-7PR Program Reserve 2017 Release - Trade (Measure J) acct, the amount of \$1,276,573.97 from 40J-J99.00 District Bond Contingency (Measure J) account. This aligns with the District's request to close out Prop A & AA.		(\$866,900)
08/10/2022	This Budget Change is created to return to LATTC's 07T-7PR Program Reserve 2017 Release - Trade (Measure J) account the amount of \$1,276,573.97 from 40J-J99.00 District Bond Contingency (Measure J). The return of Measure J funds is due to a fund swap of Prop A & AA per attached approved White Paper dated 6/1/2022. In separate submittals, Budget Change 0942 will swap Prop A funds in the amount of \$866,900.49 and Budget Change 0943 will swap Prop AA funds in the amount of \$409,673.48 from the 07T-7PR Program Reserve 2017 Release - Trade account with 10D-001.00 District Bond Contingency (Prop A & AA) accounts. These two budget transfers will release a total of \$1,276,573.97 funds from the LATC Program Reserve 2017 Release - Trade accts. When approved, Prop A & AA funds in the amount of \$1,276,573.97 will be swapped out for Measure J funds. This aligns with the current request from the District to close out Prop A & AA.	\$1,276,574	

Los Angeles Trade-Tech College

College Budget Changes/Adjustments Overview

Los Angeles Trade-Tech College

BUDGET CHANGES ADD/DRAWDOWN DETAIL (Continued)

Date	Description	Add'd Funds Amt	Drawdown Amt
10/12/2023	<i>Budget Change to Swap District Bond Measure J and Measure J State funds per attached White paper dated 8/14/2023. See Budget Changes-1226-J for the one-sided State budget increase as part of this budget swap for further reference.</i>		(\$782,462)
10/12/2023	<i>One Sided Budget Change to accompany the Swap of District Bond Prop AA and Prop AA State funds per attached White paper dated 8/14/2023. See Budget Changes-1224-AA as part of this budget swap for further reference.</i>		(\$782,462)
10/12/2023	<i>One Sided Budget Change to accompany the Swap of District Bond Measure J and Measure J State funds per attached White paper dated 8/14/2023. See Budget Changes-1227-J as part of this budget swap for further reference.</i>	\$782,462	
10/12/2023	<i>Budget Change to Swap District Bond Prop AA and Prop AA State funds per attached White paper dated 8/14/2023. See Budget Changes-1225-AA for the one-sided State budget decrease as part of this budget swap for further reference.</i>	\$782,462	
05/17/2024	<i>07T-709.03 - Sage Hall Demolition - Budget Change to request remaining State Funds per approved JCAF-32 and swap of Measure CC funds with 50% Matching State funds per approved White Paper Rebaseline dated 5/7/2024.</i>	\$1,093,071	
05/17/2024	<i>07T-731.01 - Design and Media Arts - Budget Change to request remaining State Funds per approved JCAF-32 and swap of Measure CC funds with 50% Matching State funds per approved White Paper Rebaseline dated 5/7/2024.</i>	\$34,688,929	
05/20/2024	<i>07T-709.03 - Sage Hall Demolition - Budget Change to move excess Measure CC funds from the Sage Hall Demolition project to the Measure CC bond due to re-baseline at award to Swinerton Builders and swap of funds with 50% Matching State funds per approved White Paper Rebaseline dated 5/7/2024.</i>		(\$2,552,608)
05/20/2024	<i>07T-731.01 - Design and Media Arts - Budget Change to move excess Measure CC funds from the Design and Media Arts project to the Measure CC bond due to re-baseline at award to Swinerton Builders and swap of funds with 50% Matching State funds per approved White Paper dated 5/7/2024.</i>		(\$31,592,666)
06/07/2024	<i>07T-714.02 - Construction Technology Building - Budget Change to request additional funds from the Measure CC bond due to Re-baseline at Harper Construction Co. cost to complete per approved White Paper dated 5/9/2024.</i>	\$113,558,700	
06/18/2024	<i>07T-709.03 - Sage Hall Demolition Budget adjustment to cover approved State Reconciliation Journal Entry dated May 2024. This Change will cover the \$1.00 variance in State funding and will be offset by Budget Change 1395-STATE in the Design and Media Arts project 07T-731.01.</i>	\$1	
06/18/2024	<i>07T-731.01 - Design and Media Arts Budget adjustment to cover approved Journal Entry for STATE funding dated May 2024. This Change will free up \$1.00 in State funding to be used for the \$1.00 variance in State funding on the Sage Hall Demolition project 07T-709.03. Budget Change 1386-STATE for Sage Hall Demolition will cover the variance.</i>		(\$1)

Los Angeles Trade-Tech College

College Budget Changes/Adjustments Overview

Los Angeles Trade-Tech College

BUDGET CHANGES ADD/DRAWDOWN DETAIL (Continued)

Date	Description	Add'd Funds Amt	Drawdown Amt
09/30/2024	<p><i>07T-7PR.00 - Inter-Project Budget Transfer (Change -1435) to swap Measure CC funds for Measure J funds between the 07T-7PR.00 Program Reserve 2017 Release - Trade account, 40J-J99.00 District Bond Contingency (Measure J) account, and 40J-J99.00 District Bond Contingency (Measure CC) account per the fully executed White Paper dated 8/22/24. The total Measure CC funds to be swapped with Measure J is \$2,180,626.00. Please see attached documents for further reference.</i></p> <p><i>This is being processed concurrently with Budget Changes-1436-CC as part of this fund swap.</i></p>		(\$2,180,626)
09/30/2024	<p><i>07T-7PR.00 - Inter-Project Budget Transfer (Change -1436) to swap Measure J funds for Measure CC funds between the 07T-7PR.00 Program Reserve 2017 Release - Trade account, 40J-J99.00 District Bond Contingency (Measure J) account, and 40J-J99.00 District Bond Contingency (Measure CC) account per the fully executed White Paper dated 8/22/24. The total Measure J funds to be swapped with Measure CC is \$2,180,626.00. Please see attached documents for further reference.</i></p> <p><i>This is concurrently being processed with budget Changes-1435-J as part of this fund swap.</i></p>	\$2,180,626	

Los Angeles Valley College

College Budget Changes/Adjustments Overview

Los Angeles Valley College

BUDGET CHANGES

The following budget changes that impact the college funding level are approved by or coordinated with the district; as a result of a reconciliation, analysis, or receipt of additional funds (i.e.: settlements, grants, rebates etc.).

Description	Amount
Fund Total (July 2016 Dashboard)	\$612,701,586
Add/Drawdown Net	\$341,113,682
	\$953,815,268

BUDGET CHANGES ADD/DRAWDOWN DETAIL

Date	Description	Add'd Funds Amt	Drawdown Amt
09/27/2016	<i>This budget transfer will align the Capital Outlay budget to the allocated amount per phase for the Library and Learning Resource Center project. Budget Transfer is based on District's reconciliation file dated 3/23/2016.</i>		(\$22,713)
12/28/2016	<i>Reallocation - Budget transfer to adjust the Grant funding for the project per MOU-PTLAVC (attached).</i>		(\$657,500)
02/23/2017	<i>Reallocation - Transfer to align project budget with project expenses reimbursed by LAVC Foundation Grant.</i>		(\$718,708)
06/28/2017	<i>This budget transfer is to move Bond Program Reserve funds to the Program Reserve 2017 Release Holding Account at Los Angeles Valley College per approved Memo to the Chancellor dated 05/05/2017 (attached).</i>	\$18,074,115	
12/20/2018	<i>08V-876.14 Demo Business Journalism Building New Construction Project - Project budget establishment per fully executed Measure CC funding request white paper dated 11/20/18. Please see attached documents for further reference.</i>	\$5,412,984	
12/20/2018	<i>08V-851.01 Swing Space New Construction Project - Project budget establishment per fully executed Measure CC funding request white paper dated 11/20/18. Please see attached documents for further reference.</i>	\$1,437,177	
12/20/2018	<i>08V-876.05 Demo Emergency Services Training Building New Construction Project - Project budget establishment per fully executed Measure CC funding request white paper dated 11/20/18. Please see attached documents for further reference.</i>	\$2,434,286	
12/20/2018	<i>08V-876.13 Demo Math Science Building New Construction Project - Project budget establishment per fully executed Measure CC funding request white paper dated 11/20/18. Please see attached documents for further reference.</i>	\$4,855,209	
12/20/2018	<i>08V-876.16 Demo Theater Arts Building New Construction Project - Project budget establishment per fully executed Measure CC funding request white paper dated 11/20/18. Please see attached documents for further reference.</i>	\$4,216,749	
12/20/2018	<i>08V-851.00 Academic Complex 1, Phase 1 New Construction Project - Project budget establishment per fully executed Measure CC funding request white paper dated 11/20/18. Please see attached documents for further reference.</i>	\$116,512,820	

Los Angeles Valley College

College Budget Changes/Adjustments Overview

Los Angeles Valley College

BUDGET CHANGES ADD/DRAWDOWN DETAIL (Continued)

Date	Description	Add'd Funds Amt	Drawdown Amt
12/20/2018	08V-876.12 Demo Behavioral Science Building New Construction Project - Project budget establishment per fully executed Measure CC funding request white paper dated 11/20/18. Please see attached documents for further reference.	\$3,410,489	
12/20/2018	08V-876.08 Demo Campus Project Team Modular Building New Construction Project- Project budget establishment per fully executed Measure CC funding request white paper dated 11/20/18. Please see attached documents for further reference.	\$88,333	
12/20/2018	08V-876.07 Demo Admin 1,2,3 Buildings New Construction Project - Project budget establishment per fully executed Measure CC funding request white paper dated 11/20/18. Please see attached documents for further reference.	\$322,074	
12/20/2018	08V-876.15 Demo Bungalows 80-85 New Construction Project - Project budget establishment per fully executed Measure CC funding request white paper dated 11/20/18. Please see attached documents for further reference.	\$366,574	
04/05/2019	Budget Change - SMP funding to cover SMP expenditure for Field House - Stadium Track and Practice Field per Districts SMP Reconciliation	\$26,447	
04/18/2019	08V-816.01 Demo Humanities Building - Measure CC Budget Establishment. New project budget establishment per fully executed Measure CC funding request white paper dated 3/8/19. Please see attached documents for further reference.	\$4,233,285	
04/18/2019	08V-817.01 Demo Foreign Language Building - Measure CC Budget Establishment. New project budget establishment per fully executed Measure CC funding request white paper dated 3/8/19. Please see attached documents for further reference.	\$4,264,920	
04/18/2019	08V-814.01 Demo Engineering Building - Measure CC Budget Establishment. New project budget establishment per fully executed Measure CC funding request white paper dated 3/8/19. Please see attached documents for further reference.	\$5,481,409	
04/25/2019	08V-853.00 Academic Building #2 - Measure CC Budget Establishment. New project budget establishment per fully executed Measure CC funding request white paper dated 3/8/19. Please see attached documents for further reference.	\$84,732,533	
05/14/2019	Budget Change - Swap Measure J funds for Prop A funds (PR-Valley) for JE 512039 Error Fix per executed White Paper dated 4/18/19 titled, "Swap of funds in between District Bond Contingency and the Program Reserve 2017-Release Valley and a budget increase to the Campus-Wide Improvement-Restroom projects".	\$177,830	
05/14/2019	Budget Change - Swap Measure J funds for Prop A funds (PR-Valley) for JE 512039 Error Fix per executed White Paper dated 4/18/19 titled, "Swap of funds in between District Bond Contingency and the Program Reserve 2017-Release Valley and a budget increase to the Campus-Wide Improvement-Restroom projects".		(\$177,830)
09/06/2019	Budget Change - Swap Measure J funds for Prop A funds (PR-Valley) per executed White Paper dated 7/24/19 titled, "Swap of funds in between District Bond Contingency and the Program Reserve 2017-Release Valley" (Prop A)	\$110,000	
09/06/2019	Budget Change - Swap Measure J funds for Prop A funds (PR-Valley) per executed White Paper dated 7/24/19 titled, "Swap of funds in between District Bond Contingency and the Program Reserve 2017-Release Valley" (Measure J)		(\$110,000)

Los Angeles Valley College

College Budget Changes/Adjustments Overview

Los Angeles Valley College

BUDGET CHANGES ADD/DRAWDOWN DETAIL (Continued)

Date	Description	Add'd Funds Amt	Drawdown Amt
11/05/2019	<i>Project Closeout - Transfer of SMP funds from completed project: Student Services Center (08V-809.00) to remove surplus SMP budget</i>		(\$41,963)
11/14/2019	<i>Project Closeout - Transfer of State funds from completed project: Temporary Facilities - Library Relocation (08V-877.09) to remove surplus Capital Design Services State budget</i>		\$0
01/16/2020	<i>Project Closeout - Remove surplus State funds from completed project: Child Development Center (08V-831.00)</i>		\$0
02/10/2020	<i>08V-803.02 Allied Health and Sciences Laboratory Wing Project Budget Establishment for Measure CC funding per approved White Paper Titled, "Measure CC Fund / Project Request" dated 12/11/19.</i>	\$2,175,456	
07/02/2020	<i>08V-804.00 Campus-Wide Replacement of Irrigation Controllers Phase 2 New Construction Project New Funding - Measure CC Budget Establishment request white paper dated 6/16/20. Please see attached documents for further reference.</i>	\$220,000	
08/03/2020	<i>Budget Change - Rebaseline 08V-803.02 (Allied Health and Sciences Laboratory Wing Stucco Repair) and reallocate surplus funds to 50A-A01.00 (Measure CC Bond) per executed White Paper dated, 7/23/20</i>		(\$72,643)
10/19/2020	<i>Inter-Project Budget Transfer #CHANGES-0393 reallocates funds from 08V-853.00-Academic Building #2 Project to Measure CC Bond account due to State Fund allocation per approved D14 & JCAF32. The total budget allocation to be transferred from 08V-853.00-Academic Building #2 Project to Measure CC Bond account is \$1,637,000.00. The Measure CC bond portion of the project will be reduced from \$84,732,532.98 to \$83,095,532.98. The overall project budget for 08V-853.00-Academic Building #2 project will remain the same.</i>		(\$1,637,000)
10/19/2020	<i>This One-Sided Project Budget Transfer #CHANGES-0371 is to establish the State allotment for Preliminary Plans and Working Drawings Phases to the 08V-853.00-Academic Building #2 project per approved D14 and JCAF 32 dated 7/19/2020. The total budget establishment to be transferred to the 08V-853.00-Academic Building #2 project for Preliminary Plans and Working Drawings Phases is \$1,637,000.00. This State allotment amount will not be an increase to the budget. The Measure CC fund will be reduced by the same amount and will be transferred to Measure CC account. The overall project budget for the 08V-853.00-Academic Building #2 project will remain the same.</i>	\$1,637,000	
06/03/2021	<i>Budget Change - Rebaseline 08V-851.00 (Academic Complex #1 Phase #1) project and transfer Measure CC funds from Academic Complex #1 Phase #1 project to Measure CC Bond per executed White Paper dated 5/17/21</i>		(\$94,071)
09/28/2021	<i>08V-837.02- Athletic Training Facility and Athletic Fields Improvements: New Project Budget Establishment (Measure CC) per executed White Paper titled, "Project Fund Request", dated 8/24/21.</i>	\$2,674,482	
10/07/2021	<i>Budget Change - Swap Prop A funds for Measure J funds (PR-Valley) per executed White Paper dated 9/15/21 titled, "Release of Program Reserve Funds ("RPRF")" (Measure J). This CHANGE is part 2 of 2 (Part 1: CHANGE 0775, which initiated the SWAP by reducing Prop A funds within the PR-Valley).</i>	\$768,577	

Los Angeles Valley College

College Budget Changes/Adjustments Overview

Los Angeles Valley College

BUDGET CHANGES ADD/DRAWDOWN DETAIL (Continued)

Date	Description	Add'd Funds Amt	Drawdown Amt
10/07/2021	<i>Budget Change - Swap Prop A funds for Measure J funds (PR-Valley) per executed White Paper dated 9/15/21 titled, "Release of Program Reserve Funds ("RPRF")" (Prop A). This CHANGE is part 1 of 2 (Part 2: CHANGE 0776, which will complete the swap by adding Measure J funds to the PR-Valley).</i>		(\$768,577)
02/07/2022	<i>08V-819.07 Campus Center Building - Restoration of Flood Damaged Areas – Project Budget Establishment – Measure CC funding as per approved white paper dated 1/26/22</i>	\$1,191,454	
04/07/2022	<i>08V-879.08- Demo Bungalows 80-85 and Site Restoration: New Project Budget Establishment (Measure CC) per executed White Paper dated 3/14/22.</i>	\$1,120,649	
04/21/2022	<i>Project Cancellation - Remove budget from 08V-876.15 (Demo Bungalows 80-85) project under Measure CC Bond per executed White Paper dated 3/14/22.</i>		(\$366,574)
05/13/2022	<i>Budget Change - Measure CC Funds to Valley Academic and Cultural Center project (08V-801.00) per executed White Paper dated 5/3/22 titled, "Measure CC Fund request"</i>	\$6,472,873	
05/25/2022	<i>Budget Change - Rebaseline 08V-879.08 (Demo Bungalows 80-85 and Site Restoration) and reallocate surplus funds to 50A-A01.00 (Measure CC Bond) per executed White Paper dated, 5/6/22. \$197,130.10 will be returned to the Measure CC Bond as a result of the executed rebaseline White Paper.</i>		(\$197,130)
05/25/2022	<i>Project Closeout - Transfer of Measure CC funds from completed project: Allied Health and Sciences Laboratory Wing Stucco Repair (08V-803.02) - to Measure CC Bond. Measure CC funds (\$798,388.03) from various GLs will be transferred from the completed project Allied Health and Sciences Laboratory Wing Stucco Repair (08V-803.02) project to the Measure CC bond per the executed White Paper dated 3/23/22.</i>		(\$798,388)
10/31/2022	<i>This Budget Change-1018-CC is a request to rebaseline the project Campus Center Building - Restoration of Flood Damaged Areas based on contract award and return unused budget to the Measure CC Bond-Construction Contingency per executed White Paper dated 9/26/22.</i>		(\$341,420)
02/22/2023	<i>08V-876.20 Demo Theater Arts - Project Re-baseline based on NOITA per approved white paper request dated 2/6/23. Please see attached documents for future reference.</i>	\$143,150	
03/31/2023	<i>This request will transfer \$1,811.67 of Prop A funds from the Program Reserve 2017 Release – Valley (08V-8PR) to the District Bond Contingency (10D-001). Per the attached email, District has requested that a reclassification of commitments takes place to move \$5,702.31 of Prop A/AA funds to Measure CC within the Gym Complex Phase 2 (08V-825.01) project. In order to make this change, previous budget transfers (budget changes #1050 & #1051) took place first to return Prop A/AA dollars to the Program Reserve. Now that the dollars have been returned to the Program Reserve (08V-8PR), a swap of funds will be initiated in which the Prop A/AA dollars will be returned to the District Bond Contingency (10D-001) in exchange for Measure CC funds. These Measure CC funds will then be allocated to the Gym Complex Phase 2 (08V-825.01) project via a separate request. This proposed budget transfer is solely moving \$1,811.67 of Prop A funds under the project contingency cost line to the District Bond Contingency (10D-001).</i>		(\$1,812)

Los Angeles Valley College

College Budget Changes/Adjustments Overview

Los Angeles Valley College

BUDGET CHANGES ADD/DRAWDOWN DETAIL (Continued)

Date	Description	Add'd Funds Amt	Drawdown Amt
03/31/2023	<i>This request will transfer \$3,890.64 of Prop AA funds from the Program Reserve 2017 Release – Valley (08V-8PR) to the District Bond Contingency (10D-001). Per the attached email, District has requested that a reclassification of commitments takes place to move \$5,702.31 of Prop A/AA funds to Measure CC within the Gym Complex Phase 2 (08V-825.01) project. In order to make this change, previous budget transfers (budget changes #1050 & #1051) took place first to return Prop A/AA dollars to the Program Reserve. Now that the dollars have been returned to the Program Reserve (08V-8PR), a swap of funds will be initiated in which the Prop A/AA dollars will be returned to the District Bond Contingency (10D-001) in exchange for Measure CC funds. These Measure CC funds will then be allocated to the Gym Complex Phase 2 (08V-825.01) project via a separate request. This proposed budget transfer is solely moving \$3,890.64 of Prop AA funds under the project contingency cost line to the District Bond Contingency (10D-001).</i>		(\$3,891)
03/31/2023	<i>This request will transfer \$5,703.31 of Measure CC funds from District Bond Contingency (50A-A01) to the Gym Complex Phase 2 (08V-825.01) project. Per the attached email, District has requested that a reclassification of commitments takes place to move \$5,702.31 of Prop A/AA funds to Measure CC within the Gym Complex Phase 2 (08V-825.01) project. In order to make this change, previous budget transfers (budget changes #1050 & #1051) took place first to return Prop A/AA dollars to the Program Reserve. Once the dollars were returned to the Program Reserve (08V-8PR), a second pair of budget transfers (budget changes #1060 & #1061) were processed to move those Prop A/AA funds to the District Bond Contingency. This request will now be the final step, since an exchange of funds can now take place between Prop A/AA and Measure CC funds. This request will now provide \$5,703.31 of Measure CC from District Bond Contingency (50A-A01) to the Gym Complex Phase 2 (08V-825.01) project.</i>	\$5,702	
04/13/2023	<i>Reallocation - Swap \$353.34 of Measure CC Funds for Prop A funds to cover negative under task order #1528-12V2 (Measure CC Portion)</i>		(\$353)
04/13/2023	<i>Reallocation - Swap \$353.34 of Measure CC Funds for Prop A funds to cover negative under task order #1528-12V2 (Prop A Portion)</i>	\$353	
08/08/2023	<i>Budget Change - Measure CC Funds to Valley Academic and Cultural Center project (08V-801.00) per executed White Paper dated 6/27/23</i>	\$9,443,997	
12/26/2023	<i>Reallocation - Project Re-baseline of State funds (08V-853), as approved per white paper dated 10/25/23</i>	\$23,743,000	
12/26/2023	<i>Reallocation - Project Re-baseline of Measure CC funds (08V-853), as approved per white paper dated 10/25/23</i>		(\$14,253,650)
01/31/2024	<i>08V-882.00 Campus Wide Wayfinding Signage Replacement - Original budget establishment of Measure LA funding as per White Paper dated 11/22/23 and approved on 12/11/23. See attached White Paper for additional information.</i>	\$2,606,011	
03/11/2024	<i>Budget Change - Transfer of \$4,965,202 Measure CC Funds from 50A-A01.00 to 08V-851.00, per white paper dated 2/16/2024.</i>	\$4,965,202	
05/17/2024	<i>Budget Change - Measure CC Funds to Valley Academic and Cultural Center project (08V-801.00) per White Paper dated 5/08/24</i>	\$30,969,453	
08/08/2024	<i>08V-801 Budget Change - Additional Measure CC funds request to award the Completion Contract for Valley Academic and Cultural Center project per White Paper dated 8/02/24. See attached document for additional information.</i>	\$19,578,177	

Los Angeles Valley College

College Budget Changes/Adjustments Overview

Los Angeles Valley College

BUDGET CHANGES ADD/DRAWDOWN DETAIL (Continued)

Date	Description	Add'd Funds Amt	Drawdown Amt
09/06/2024	<i>Reallocation - Project Re-baseline of Measure CC funds (08V-853), as approved per white paper dated 08/23/24</i>		(\$7,414,969)
09/30/2024	<i>08V-884.00 Sustainable Landscape - Original budget establishment of Measure LA funding as per White Paper dated 08/30/24 and approved on 09/11/24. See attached White Paper for additional information.</i>	\$3,566,707	
09/30/2024	<i>08V-885.00 Baseball Infield Replacement - Original budget establishment of Measure LA funding as per White Paper dated 08/30/24 and approved on 09/11/24. See attached White Paper for additional information.</i>	\$493,031	
11/12/2024	<i>08V-882 Campus-Wide Wayfinding Signage Replacement - Re-baseline, reallocate and request for additional Measure LA funds per approved White Paper dated 10/04/24. See attached document for additional information.</i>	\$860,369	

West Los Angeles College

College Budget Changes/Adjustments Overview

West Los Angeles College

BUDGET CHANGES

The following budget changes that impact the college funding level are approved by or coordinated with the district; as a result of a reconciliation, analysis, or receipt of additional funds (i.e.: settlements, grants, rebates etc.).

Description	Amount
Fund Total (July 2016 Dashboard)	\$399,130,800
Add/Drawdown Net	\$226,377,847
	\$625,508,647

BUDGET CHANGES ADD/DRAWDOWN DETAIL

Date	Description	Add'd Funds Amt	Drawdown Amt
06/27/2017	<i>This budget transfer is to move Bond Program Reserve funds to the Program Reserve 2017 Release Holding Account at West Los Angeles College per approved Memo to the Chancellor dated 05/05/2017 (attached).</i>	\$9,582,201	
04/12/2018	<i>Budget Transfer from Program Reserve to 40J Energy Efficiency</i>		(\$1,567,104)
08/13/2018	<i>09W-914.01 Demolition of Science Center Building - Demolition of existing Science Center Building. New HLRC and Demolition of other Buildings under other Project Numbers to be Prepared as a Campus Improvement Package.</i>	\$515,697	
08/13/2018	<i>09W-902.02 Demolition of HLRC - Original Budget Establishment via Measure CC Project Initiation Packet dated 4/25/18 HLRC - Demolition of existing Heldman Learning Resource Center. To accommodate the new HLRC, a multiple-purpose four/five-story building approximately 79,000 SF, 19 structures will be demolished and result in a net reduction of approximately 52,000 gross SF.</i>	\$4,277,890	
08/13/2018	<i>09W-919.00 HLRC-New Construction - A multiple-purpose four/five-story building approx. 79,000 SF. 19 structures will be demolished and result in a net reduction of approx. 52,000 gross SF.</i>	\$66,110,473	
08/13/2018	<i>09W-979.37 Demolition of Bungalows - Demolition of existing Bungalows A-9, B1, B4, B5, B6, B7, B12 and T2. New HLRC and Demolition of other Buildings under other Project Numbers to be Prepared as a Campus Improvement Package.</i>	\$2,377,259	
08/13/2018	<i>09W-907.01 Demolition of Career Education Building - New HLRC and Demolition of other Buildings under other Project Numbers to be Prepared as a Campus Improvement Package.</i>	\$1,718,681	
01/31/2019	<i>Original budget funds to constitute new Demolition of Temporary Noise Walls (Noise Blankets) project 09W-983.01.</i>		(\$706,792)
02/12/2019	<i>Budget transfer originally entered 1/9/19, erased by PMIS glitch</i>	\$706,792	
02/27/2019	<i>Budget change created per instruction from the PMO due to District Bond's SMP reconciliation.</i>	\$128,163	
06/18/2020	<i>This budget transfer is to move a remaining balance of \$0.02 of the Bond Program Reserve funds to the Program Reserve 2017 Release Holding Account at West Los Angeles College.</i>	\$0	

West Los Angeles College

College Budget Changes/Adjustments Overview

West Los Angeles College

BUDGET CHANGES ADD/DRAWDOWN DETAIL (Continued)

Date	Description	Add'd Funds Amt	Drawdown Amt
07/01/2020	09W-982 Watson Center 2 - Rebaseline including budget increase to restore adequate funds to complete the project. Revising the foundation system, as mandated by DSA and California Geological Society (CGS), in addition to the escalation resulting from the longer DSA review and approval of additional funds, impacted the project budget drastically. The additional funds are supplied by Measure CC funding requested in the White Paper fully executed on 6/13/2020. Please see attached documents for resources.	\$2,050,504	
07/17/2020	09W-983.02 Demolition of Plant Facilities A15 - Project Budget Establishment per the Measure CC funding requested in the White Paper fully executed on June 25, 2020. Please see the attached documents for further resources.	\$3,791	
07/17/2020	09W-943.00 New Facilities Warehouse Tent - Project Budget Establishment per the Measure CC funding requested in the White Paper fully executed on June 25, 2020. Please see the attached documents for further resources.	\$17,314	
07/17/2020	09W-983.04 Demolition of Facilities Warehouse Tent - Project Budget Establishment per the Measure CC funding requested in the White Paper fully executed on June 25, 2020. Please see the attached documents for further resources.	\$6,958	
07/17/2020	09W-983.03 Demolition of Physical Plant Shop A16 - Project Budget Establishment per the Measure CC funding requested in the White Paper fully executed on June 25, 2020. Please see the attached documents for further resources.	\$19,900	
07/20/2020	09W-942.00 New Plant Facilities & Physical Plant Shops - Project Budget Establishment per the Measure CC funding requested in the White Paper fully executed on June 25, 2020. Please see the attached documents for further resources.	\$711,332	
11/30/2020	09W-979.40 - West Gas Line Repairs - West - Initial Measure CC Project Budget Establishment per fully executed Measure CC funding request dated 9/3/2020. Please see attached documents for further reference.	\$1,261,359	
01/14/2021	Move funds from State Capital Outlay funds to Project 09W-942.00, to allocate funds allowed for Design and Programming by the attached signed JCAF-32.	\$252,000	
01/14/2021	Move funds from project 09W-942 Measure CC back to the Measure CC Contingency Fund, in order offset addition of State-matching funds.		(\$252,000)
02/12/2021	09W-951.01 Technology Learning Center 2 - Rebaseline including budget increase to restore adequate funds to complete the project. The TLC 2 project has been barraged with three (3) major claims totaling over \$3 million within the last three months. Risk Management and the CPT do not believe that the claims have total merit, but there are some portions of the claims that will bear partial merit. In addition, there are currently 28 Change Order Requests (CORs) totaling approximately \$1 million and the contractor continues to submit new CORs as the project nears completion.	\$3,034,290	
02/12/2021	9W-948.01 - Plant Facilities Storage Shelving Installation - Project Budget Establishment per the Measure CC funding requested in the White Paper fully executed on January 17, 2021. Please see attached documents for further resources.	\$25,000	
02/23/2021	09W-919 New HLRC - Rebaseline per fully executed white paper. The additional funds are supplied by Measure CC funding requested in the white paper fully executed on 2/2/2021.	\$34,591,581	

West Los Angeles College

College Budget Changes/Adjustments Overview

West Los Angeles College

BUDGET CHANGES ADD/DRAWDOWN DETAIL (Continued)

Date	Description	Add'd Funds Amt	Drawdown Amt
02/24/2021	09W-904.04 - Student Service Building Partial Renovation - Project Budget Establishment per the Measure CC funding requested in the White Paper fully executed on February 2, 2021. Please see attached documents for further resources.	\$4,307,084	
02/24/2021	09W-920.00 New Heldman Learning Resource Center Quad Area - Project Budget Establishment per the Measure CC funding requested in the White Paper fully executed on February 2, 2021. Please see attached documents for further resources.	\$15,473,981	
02/24/2021	09W-979.37 Demolition of Bungalows A9, A10, B1, B4, B5, B6, B7, B12 and T1 per fully executed white paper. The additional funds are supplied by Measure CC funding requested in the white paper fully executed on 2/2/21. Please see attached document for further reference.	\$535,885	
02/24/2021	09W-914.02 - Demolition of Green-Lath House Building - Project Budget Establishment per the Measure CC funding requested in the White Paper fully executed on February 2, 2021. Please see attached documents for further resources.	\$101,110	
02/24/2021	09W-907.01 Demolition of Career Education A & B Buildings per fully executed white paper. The additional funds are supplied by Measure CC funding requested in the white paper fully executed on 2/2/21. Please see attached document for further reference.	\$327,974	
02/24/2021	09W-902.02 Demolition of Heldman Learning Resource Center per fully executed white paper. The additional funds are supplied by Measure CC funding requested in the white paper fully executed on 2/2/21.	\$468,639	
02/24/2021	09W-914 - Demolition of Science Center Mechanical Building - Project Budget Establishment per the Measure CC funding requested in the White Paper fully executed on February 2, 2021. Please see attached documents for further resources.	\$88,400	
02/24/2021	09W-914.01 Demolition of Science Center Building per fully executed white paper. The additional funds are supplied by Measure CC funding requested in the white paper fully executed on 2/2/21. Please see attached document for further reference.	\$106,143	
02/24/2021	09W-919.01 - New Green-Lath House Building - Project Budget Establishment per the Measure CC funding requested in the White Paper fully executed on February 2, 2021. Please see attached documents for further resources.	\$1,191,385	
02/25/2021	09W-917.01 - Fine Arts B Building Partial Renovation - Project Budget Establishment per the Measure CC funding requested in the White Paper fully executed on February 2, 2021. Please see attached documents for further resources.	\$12,079,453	
02/26/2021	09W-901.03 - Math and Science Building A Partial Renovation - Project Budget Establishment per the Measure CC funding requested in the White Paper fully executed on February 2, 2021. Please see attached documents for further resources.	\$5,644,668	
03/03/2021	09W-942 Plant Facilities and Physical Plant Shops - Rebaseline per fully executed white paper. The additional funds are supplied by Measure CC funding requested in the white paper fully executed on 2/23/2021.	\$1,273,117	
03/10/2021	09W-983.04 Demolition of Tent - Rebaseline per fully executed white paper. The additional funds are supplied by Measure CC funding requested in the white paper fully executed on 2/23/2021.	\$18,233	

West Los Angeles College

College Budget Changes/Adjustments Overview

West Los Angeles College

BUDGET CHANGES ADD/DRAWDOWN DETAIL (Continued)

Date	Description	Add'd Funds Amt	Drawdown Amt
03/10/2021	09W-983.03 Demolition of Physical Plant A16 - Rebaseline per fully executed white paper. The additional funds are supplied by Measure CC funding requested in the white paper fully executed on 2/23/2021. Please see attached document(s) for further reference.	\$34,696	
03/10/2021	09W-943 New Facilities Storage Building - Rebaseline per fully executed white paper. The additional funds are supplied by Measure CC funding requested in the white paper fully executed on 2/23/2021.	\$63,834	
03/17/2021	09W-983.02 Demolition of Plant Facilities A15 - Rebaseline per fully executed white paper. The additional funds are supplied by Measure CC funding requested in the white paper fully executed on 2/23/2021.	\$20,990	
04/01/2021	Move funds from State Capital Outlay funds to Project 09W-942.00, to allocate funds allowed for work through DSA approval by the attached signed JCAF-22.	\$193,000	
04/06/2021	Move funds from project 09W-942 Measure CC back to the Measure CC Contingency Fund, in order to offset the addition of State-Matching funds for work through DSA Approval.		(\$193,000)
06/21/2021	09W-982 Diane E Watson Center - Rebaseline including budget increase to restore adequate funds to complete the project. DSA requirements associated with the insulated concrete form (ICF) walls have created additional construction costs as well as delays on the project. The additional funds are supplied by Measure CC funding requested in the White Paper fully executed on 6/17/2021. Please see attached documents for resources.	\$6,597,935	
11/08/2021	Move all unencumbered funds from 09W-943.00 to Program Reserve to close out the project, in accordance with the white paper fully executed on September 30, 2021. The scope under 09W-943.00 will now be covered under the 09W-942.00 New Plant Facilities and Physical Plant Shop project. Funds that are currently encumbered in contracts will be transferred separately at a later date.		(\$38,068)
11/12/2021	Move funds from Measure CC Bond funds to 09W-942.00 New Plant Facilities and Physical Plant Shop, in accordance with the white paper fully executed on September 30, 2021. The scope previously included in the 09W-943.00 New Facilities Storage Building project will now be included under the 09W-942.00 project.	\$38,068	
02/24/2022	Budget Change - Rebaseline of 09W-919.00 New Heldman Learning Resource Center project and transfer of Measure CC funds from Measure CC Bond holding account to New Heldman Learning Resource Center project per White Paper dated 2/10/2022. This white paper specifies the allocation of funds authorized in the white paper dated 12/8/2021. Please see attached documents for further reference.	\$14,977,415	
02/24/2022	Budget Change - Rebaseline of 09W-920.00 New Heldman Learning Resources Center Quad Area project and transfer of Measure CC funds from Measure CC Bond holding account to New Heldman Learning Resources Center Quad Area project per White Paper dated 2/10/2022. This white paper specifies the allocation of funds authorized in the white paper dated 12/8/2021. Please see attached documents for further reference.		(\$2,033,241)
02/24/2022	Budget Change - Rebaseline of 09W-914.02 Demolition of Green-Lath House Building project and transfer of Measure CC funds from Measure CC Bond holding account to Demolition of Green-Lath House Building project per White Paper dated 2/10/2022. This white paper specifies the allocation of funds authorized in the white paper dated 12/8/2021. Please see attached documents for further reference.	\$53,525	

West Los Angeles College

College Budget Changes/Adjustments Overview

West Los Angeles College

BUDGET CHANGES ADD/DRAWDOWN DETAIL (Continued)

Date	Description	Add'd Funds Amt	Drawdown Amt
02/24/2022	<i>Budget Change - Rebaseline of 09W-902.02 Demolition of Heldman Learning Resource Center project and transfer of Measure CC funds from Measure CC Bond holding account to Demolition of Heldman Learning Resource Center project per White Paper dated 2/10/2022. This white paper specifies the allocation of funds authorized in the white paper dated 12/8/2021. Please see attached documents for further reference.</i>	\$425,120	
02/24/2022	<i>Budget Change - Rebaseline of 09W-979.37 Demolition of Bungalows A9, A10, B1, B4, B5, B6, B7, B12 and T1 project and transfer of Measure CC funds from Demolition of Bungalows A9, A10, B1, B4, B5, B6, B7, B12 and T1 to Measure CC Bond holding account per white paper dated 2/10/2022. This white paper specifies the allocation of funds authorized in the white paper dated 12/8/2021. Please see attached documents for further reference.</i>		(\$317,198)
02/24/2022	<i>Budget Change - Rebaseline of 09W-914.01 Demolition of Science Center Building project and transfer of Measure CC funds from Demolition of Science Center Building to Measure CC Bond holding account per White Paper dated 2/10/2022. This white paper specifies the allocation of funds authorized in the white paper dated 12/8/2021. Please see attached documents for further reference.</i>		(\$33,118)
02/24/2022	<i>Budget Change - Rebaseline of 09W-914.03 Demolition of Science Center Mechanical Building project and transfer of Measure CC funds from Measure CC Bond holding account to Demolition of Science Center Mechanical Building project per White Paper dated 2/10/2022. This white paper specifies the allocation of funds authorized in the white paper dated 12/8/2021. Please see attached documents for further reference.</i>	\$112,249	
02/24/2022	<i>Budget Change - Rebaseline of 09W-907.01 Demolition of Career Education A & B Buildings project and transfer of Measure CC funds from Measure CC Bond holding account to Demolition of Career Education A & B Buildings project per White Paper dated 2/10/2022. This white paper specifies the allocation of funds authorized in the white paper dated 12/8/2021. Please see attached documents for further reference.</i>	\$1,800,350	
03/01/2022	<i>Deduct unused SMP funds from 09W-902.00 Heldman Learning Resource Center. District completed reconciliation of this project and no SMP funds were required.</i>		(\$134,000)
03/15/2022	<i>This budget change is to establish the SMP budget as requested by the District's finance office. The District's finance office has finalized the SMP reconciliation and confirmed that the expenditures were funded with SMP funds. See attached for further details.</i>	\$78,718	
04/08/2022	<i>Budget Change - Deduct 09W-901 State-matching funds from Proposition A per District reconciliation. The reconciliation performed by the District reflected the invoices claimed as eligible for State-matching funds fell under Measure J as opposed to Proposition A.</i>		(\$749,000)
04/15/2022	<i>Budget Change - Add 09W-901 State-matching funds to Measure J per District Reconciliation. The reconciliation performed by the District reflected the invoices claimed as eligible for State-matching funds fell under Measure J as opposed to Proposition A.</i>	\$749,000	
07/14/2022	<i>Budget Change - Rebaseline of 09W-904.04 Student Services Building Partial Renovation project and transfer of Measure CC funds from Measure CC Bond holding account to Student Services Building Partial Renovation project per White Paper approved 6/23/2022. Please see attached documents for further reference.</i>	\$456,603	

West Los Angeles College

College Budget Changes/Adjustments Overview

West Los Angeles College

BUDGET CHANGES ADD/DRAWDOWN DETAIL (Continued)

Date	Description	Add'd Funds Amt	Drawdown Amt
08/10/2022	Exchange of Measure J and Prop A & AA funds between the Program Reserve 2017 Release - West (09W-9PR) and 10D-001.00 District Bond Contingency & 40J-J99.00 District Bond Contingency (Measure J account), per the approved white paper dated 6/10/2022. (Measure J portion). This fund swap in the amount of \$869,554.70 will allow for the close out of the remaining Prop A & AA budgets which were recently freed up from the college's OCIP account. In a separate submittal, Budget Change 0970-A will also swap Prop A funds in the 09W-9PR Program Reserve 2017 Release - West account with 10D-001.00 District Bond Contingency (Prop A) account in the amount of \$623,498.47, and Budget Change 0971-AA will swap Prop AA funds in the 09W-9PR Program Reserve 2017 Release - West account with 10D-001.00 District Bond Contingency (Prop A) account in the amount of \$246,056.23. These two budget transfers will release a total of \$869,554.70 from the Program Reserve 2017 Release - West accounts. In turn, this budget change (Budget Change 0972-J) will be processed to return to 09W-9PR Program Reserve 2017 Release - West (Measure J) account, the amount of \$869,554.70 from 40J-J99.00 District Bond Contingency (Measure J) account. This aligns with the District's request to close out Prop A & AA.	\$869,555	
08/10/2022	Exchange of Prop A and Measure J funds between the Program Reserve 2017 Release - West (09W-9PR) and 10D-001.00 District Bond Contingency & 40J-J99.00 District Bond Contingency (Measure J account), per the approved white paper dated 6/10/2022. (Prop A portion). This fund swap in the amount of \$623,498.47 will allow for the close out of the remaining Prop A budget which was recently freed up from the college's OCIP account. In a separate submittal, Budget Change 0971-AA will also swap Prop AA funds in the 09W-9PR Program Reserve 2017 Release - West account with 10D-001.00 District Bond Contingency (Prop A) account in the amount of \$246,056.23. These two budget transfers will release a total of \$869,554.70 from the Program Reserve 2017 Release - West accounts. In turn, Budget Change 0972-J will be processed to return to 09W-9PR Program Reserve 2017 Release - West (Measure J) account, the amount of \$869,554.70 from 40J-J99.00 District Bond Contingency (Measure J) account. This aligns with the District's request to close out Prop A & AA.		(\$623,498)
08/10/2022	Exchange of Prop AA and Measure J funds between the Program Reserve 2017 Release - West (09W-9PR) and 10D-001.00 District Bond Contingency & 40J-J99.00 District Bond Contingency (Measure J account), per the approved white paper dated 6/10/2022. (Prop AA portion). This fund swap in the amount of \$246,056.23 will allow for the close out of the remaining Prop AA budget which was recently freed up from the college's OCIP account. In a separate submittal, Budget Change 0970-A will also swap Prop A funds in the 09W-9PR Program Reserve 2017 Release - West account with 10D-001.00 District Bond Contingency (Prop A) account in the amount of \$623,498.47. These two budget transfers will release a total of \$869,554.70 from the Program Reserve 2017 Release - West accounts. In turn, Budget Change 0972-J will be processed to return to 09W-9PR Program Reserve 2017 Release - West (Measure J) account, the amount of \$869,554.70 from 40J-J99.00 District Bond Contingency (Measure J) account. This aligns with the District's request to close out Prop A & AA.		(\$246,056)
09/14/2022	This budget change is to request for additional budget under Measure CC funds for the 09W-991 Campus Management - Project Management Services - Reimbursable to cover the College Project Leadership Team (CPLT) reimbursable expenses for a period of three (3) years per approved White Paper attached.	\$225,000	
09/30/2022	This budget change is to fund WLAC Campus Program Management - CPLT Project Management Services as well as the MATOC CPT Team (support Staff) per the BOT authorized agreements with firms to provide College Project Leadership Team (CPLT) services from August 4, 2022 for a period of the three (3) years. The BOT authorized agreements with nine (9) firms authorized to provide CPLT services and per approved White Paper dated 8/26/22 attached hereto.	\$3,003,131	

West Los Angeles College

College Budget Changes/Adjustments Overview

West Los Angeles College

BUDGET CHANGES ADD/DRAWDOWN DETAIL (Continued)

Date	Description	Add'd Funds Amt	Drawdown Amt
02/28/2023	<i>Budget Change - Rebaseline of 09W-901.03 and transfer of Measure CC funds from Math and Science Bldg A Partial Renovation project to Measure CC Bond holding account per White Paper approved 1/27/2023. Please see attached documents for further reference.</i>		(\$1,417,683)
03/07/2023	<i>Budget Change - Re-baseline of 09W-917.01 and transfer of Measure CC funds from Fine Arts B Building Partial Renovation project to Measure CC Bond holding account per White Paper approved 2/16/2023. Please see attached documents for further reference.</i>		(\$808,561)
04/10/2023	<i>Budget Change - Financial close out of 40J-905.33 and transfer of \$114,180.68 Measure J surplus to the program Reserve 2017 Release – West per White paper approved 4/1/2023. Please see attached documents for further reference.</i>	\$114,181	
08/11/2023	<i>09W-960.04 Space Utilization - Original budget established per fully executed Measure CC funded request white paper dated 6/16/2023. Please see attached documents for further reference.</i>	\$91,949	
10/26/2023	<i>Budget Change - 09W-904.04 Student Services Building - Additional fund request for unforeseen and design related conditions per White Paper approved on 10/17/2023. Please see attached documents for further reference.</i>	\$937,572	
04/18/2024	<i>09W-942.00 New Plant Facilities & Physical Plant Shops - Project Budget Establishment per the approved JCAF 32 requested in the White Paper fully executed on March 25, 2024. Please see the attached documents for additional reference.</i>	\$5,728,000	
04/26/2024	<i>09W-983.02 Demolition of Plant Facilities A15 - Measure LA Original budget establishment per the re-baseline White Paper fully executed on March 25, 2024. Please see the attached documents for further resources.</i>	\$75,949	
05/01/2024	<i>09W-983.03 Demolition of Physical Plant Shop A16 - Measure LA Original budget establishment per the re-baseline White Paper fully executed on March 25, 2024. Please see the attached documents for further resources.</i>	\$239,894	
05/10/2024	<i>09W-942.00 New Plant Facilities & Physical Plant Shops - Measure LA Original budget establishment per the re-baseline White Paper fully executed on March 25, 2024. Please see the attached documents for further resources.</i>	\$22,175,392	
09/06/2024	<i>09W-917.01 Fine Arts B Building Partial Renovation - Additional fund request for unforeseen and design related conditions per White Paper dated 7/24/2024. Please see attached documents for further reference.</i>	\$1,152,550	
10/17/2024	<i>09W-950 Watson Center Budget Change - FTR Final Settlement per approved White Paper 8/1/2024. Funding will be from Measure J in the amount of \$2,318,076.11 for the 09W-950 Watson Center. Remaining Measure J funding in the amount of \$7,179,481.11 for 04M-406, 05P-537, 09W-951 and Prop A funding is \$2,442.78 for 05P-515. The total request is \$9,500,000.00.</i> <i>Budget Changes-1445-J, 1447-J, 1449-J are being processed concurrently with this transaction under Measure J funding source. Additionally, budget Change-1446- Prop A is being processed concurrently with this transaction under the Prop A funding source.</i>	\$2,318,076	

West Los Angeles College

College Budget Changes/Adjustments Overview

West Los Angeles College

BUDGET CHANGES ADD/DRAWDOWN DETAIL (Continued)

Date	Description	Add'd Funds Amt	Drawdown Amt
10/17/2024	<p><i>09W-951 Technology Learning Center Budget Change - FTR Final Settlement per approved White Paper 8/1/2024. Funding will be from Measure J in the amount of \$3,957,160.40 for the 09W-951 Technology Learning Center. Remaining Measure J funding in the amount of \$5,540,396.82 for 04M-406, 05P-537, 09W-950 and Prop A funding is \$2,442.78 for 05P-515. The total request is \$9,500,000.00.</i></p> <p><i>Budget Changes-1445-J, 1447-J, 1448-J are being processed concurrently with this transaction under Measure J funding source. Additionally, budget Change-1446- Prop A is being processed concurrently with this transaction under the Prop A funding source.</i></p>	\$3,957,160	

Satellites

College Budget Changes/Adjustments Overview

District 770 HQ

BUDGET CHANGES

The following budget changes that impact the college funding level are approved by or coordinated with the district; as a result of a reconciliation, analysis, or receipt of additional funds (i.e.: settlements, grants, rebates etc.).

Description	Amount
Fund Total (July 2016 Dashboard)	\$50,774,904
Add/Drawdown Net	\$3,647,856
	\$54,422,760

BUDGET CHANGES ADD/DRAWDOWN DETAIL

Date	Description	Add'd Funds Amt	Drawdown Amt
05/24/2017	<i>This budget transfer is to allocate additional budget from the District Bond Contingency to the District HQ to cover historical IT JE per White Paper dated 3/1/17 "Bond Reconciliation items (between LACCD and District) that require budget transfers from District Bond Contingency to Projects".</i>	\$537,792	
02/14/2019	<i>10D-078.20 Education Services Center (ESC) Seismic Retrofit Analysis - Initial Measure J Project Budget Establishment per fully executed White Paper Memo dated 2/5/2019. This transfer will allocate funds from the District Bond Contingency to fund a seismic retrofit analysis and feasibility at the ESC building.</i>	\$500,000	
02/04/2020	<i>This budget transfer from 40J-J99.00 District Bond Contingency - Owners Contingency to 10D-078.00 District HQ is to cover fees associated with the scanning of the District Educational Service Center - 770 Wilshire construction documents. Per request from Russ Miller, the drawings are to be archived into ProjectWise for future reference. Currently the District HQ doesn't have any available budget to cover these fees.</i>	\$1,000	
11/22/2024	<i>10D-078.21 Education Services Center (ESC) - Seismic Retrofit Analysis - Measure J Original budget establishment per approved White Paper dated 8/23/2024. See attached document for additional information.</i>	\$2,609,064	

Satellites

College Budget Changes/Adjustments Overview

Firestone Factory Building

BUDGET CHANGES

The following budget changes that impact the college funding level are approved by or coordinated with the district; as a result of a reconciliation, analysis, or receipt of additional funds (i.e.: settlements, grants, rebates etc.).

Description	Amount
Fund Total (July 2016 Dashboard)	\$192,395,892
Add/Drawdown Net	\$102,731,497
	\$295,127,389

BUDGET CHANGES ADD/DRAWDOWN DETAIL

Date	Description	Add'd Funds Amt	Drawdown Amt
03/03/2021	<i>Budget Changes - One sided transfer from ELAC Owner's Reserve, to transfer \$828,897.66 Prop AA funds to SGEC campus project and re-allocation of Prop AA funds within the project, per approved re-baseline white paper dated 1/29/2021</i>	\$828,898	
03/03/2021	<i>Budget Changes - to transfer \$41,023,541.41 of Measure CC funds into the project as per the approved re-baseline white paper dated 1/28/2021</i>	\$41,023,541	
03/03/2021	<i>Budget Changes - One sided transfer from ELAC Owner's Reserve, to transfer \$17,200,000.00 Measure J funds to SGEC campus project and re-allocation of Meas J funds within the project, per approved re-baseline white paper dated 1/29/2021</i>	\$17,200,000	
05/14/2021	<i>Budget Change - One sided transfer in the total amount of \$3,035,529.43 in Prop AA funds from ELAC Owner's Reserve, in order to initiate the funding swap for Measure CC funds from SGEC, as approved via white paper dated 4/29/21.</i>	\$3,035,529	
05/14/2021	<i>Budget Change - One sided transfer in the total amount of \$3,035,529.43 in Measure CC funds from SGEC, in order to initiate the funding swap for Prop AA funds from ELAC, as approved via white paper dated 4/29/21.</i>		(\$3,035,529)
04/29/2024	<i>Budget Change - To increase project budget in the amount of \$39,168,568.12 as per additional construction funds white paper dated 3/20/2024. Additional funding is being requested for the South Gate Educational Center Project to address numerous unforeseen site conditions uncovered during the course of construction that were not documented on any Record Documentation available to the District. These unforeseen site conditions include an empty underground storage tank; asbestos containing materials mixed with existing site soils identified at ten (10) locations, to date, throughout the northern portion of the site; abandoned underground utility chases throughout the site; concrete building foundation remnants from previously demolished Firestone Buildings 3 & 4; and existing site soils that were left uncompacted after previous structure removal/demolition.</i>	\$39,168,568	
06/27/2024	<i>22G-261.02 South Gate Educational Center Swing Space - Project Budget Establishment - \$3,758,649.73 of Measure CC funds from Measure CC holding account to the South Gate Educational Center Swing Space project, as per approved white paper dated 5/28/24</i>	\$3,758,650	
12/09/2024	<i>22G-261.02 - East Los Angeles College Southeast Campus Swing Space - Budget Change to increase project budget in the amount of \$751,840.01 as per additional funds white paper dated 11/26/2024. Additional funds is being requested due to the reevaluation by PMO estimating team, it was determined that the estimate was undervalued by \$264,196.00. The increase in construction cost estimate, additional temporary facilities lease amendments, FF&E purchases, and pending city requirements for site improvements resulted in an overall project budget increase in order to complete the ELAC Southeast Campus Swing Space project. The existing project budget of \$4,250,182.05 will increase to \$5,002,022.46.</i>	\$751,840	

Satellites

College Budget Changes/Adjustments Overview

LACCD Van de Kamp Innovation Campus

BUDGET CHANGES

The following budget changes that impact the college funding level are approved by or coordinated with the district; as a result of a reconciliation, analysis, or receipt of additional funds (i.e.: settlements, grants, rebates etc.).

Description	Amount
Fund Total (July 2016 Dashboard)	\$85,966,126
Add/Drawdown Net	\$6,036,673
	\$92,002,799

BUDGET CHANGES ADD/DRAWDOWN DETAIL

Date	Description	Add'd Funds Amt	Drawdown Amt
03/20/2017	<i>This budget increase is to align project budget to project expenses reimbursed by COP's funding per reconciliation with the District's finance office.</i>	\$43,270	
03/21/2017	<i>This budget increase is to align project budget to project expenses reimbursed by COP's funding per reconciliation with the District's finance office.</i>	\$10,181	
03/21/2017	<i>This budget increase is to align project budget to project expenses reimbursed by COP's funding per reconciliation with the District's finance office.</i>	\$734,558	
03/21/2017	<i>This budget increase is to align project budget to project expenses reimbursed by COP's funding per reconciliation with the District's finance office.</i>	\$3,750	
03/31/2017	<i>This Non-Bond budget re-class is to align the project budget to the funding source specific of the project expenses per JE 121890 (from Other to Local funding). Per reconciliation with the District's finance office.</i>		(\$675,779)
03/31/2017	<i>This Non-Bond budget re-class is to align the project budget to the funding source specific of the project expenses per JE 121890 (from Other to Local funding). Per reconciliation with the District's finance office.</i>	\$625,779	
04/17/2017	<i>This budget transfer is to allocate additional budget to cover the current deficit under Northeast. Per white paper dated 3/1/17 "Bond Reconciliation Items (between Build LACCD and District) that require budget transfers from District Bond Contingency to Projects".</i>	\$4,723,935	
04/17/2017	<i>This Non-Bond budget adjustment is to correct the total amount from transfer 941201740-Other. This transfer will reduce the credit against "Other" funding to match project expenses per JE 121890.</i>	\$50,000	
05/12/2017	<i>This budget transfer is to exchange Measure J funds for Prop AA funds between Van de Kamp Satellite (Northeast) and LACCD Bond Program Reserve. This budget transfer is necessary in order to properly align the budget to the funding source of the historical incurred expenditures. During the bond reconciliation meetings with the District; it was identified that a portion of the historical incurred expenditures were coded to Prop AA while the budget resided under Measure J. The PMO assessed the possibility of reclassifying the expenditures from Prop AA to Measure J; however, the District has reiterated the need to exhaust Prop AA as soon as possible. The overall LACCD Bond Program Reserve will remain the same except that the funds will be on Measure J.</i>		(\$884,257)

Satellites

College Budget Changes/Adjustments Overview

LACCD Van de Kamp Innovation Campus

BUDGET CHANGES ADD/DRAWDOWN DETAIL (Continued)

Date	Description	Add'd Funds Amt	Drawdown Amt
05/12/2017	<i>This budget transfer is to exchange Measure J funds for Prop AA funds between Van de Kamp Satellite (Northeast) and LACCD Bond Program Reserve. This budget transfer is necessary in order to properly align the budget to the funding source of the historical incurred expenditures. During the bond reconciliation meetings with the District; it was identified that a portion of the historical incurred expenditures were coded to Prop AA while the budget resided under Measure J. The PMO assessed the possibility of reclassifying the expenditures from Prop AA to Measure J; however, the District has reiterated the need to exhaust Prop AA as soon as possible. The overall LACCD Bond Program Reserve will remain the same except that the funds will be on Measure J.</i>		(\$11,749)
05/12/2017	<i>This budget transfer is to exchange Measure J funds for Prop AA funds between Van de Kamp Satellite (Northeast) and LACCD Bond Program Reserve. This budget transfer is necessary in order to properly align the budget to the funding source of the historical incurred expenditures. During the bond reconciliation meetings with the District; it was identified that a portion of the historical incurred expenditures were coded to Prop AA while the budget resided under Measure J. The PMO assessed the possibility of reclassifying the expenditures from Prop AA to Measure J; however, the District has reiterated the need to exhaust Prop AA as soon as possible. The overall LACCD Bond Program Reserve will remain the same except that the funds will be on Measure J.</i>		(\$211,151)
05/12/2017	<i>This budget transfer is to exchange Measure J funds for Prop AA funds between Van de Kamp Satellite (Northeast) and LACCD Bond Program Reserve. This budget transfer is necessary in order to properly align the budget to the funding source of the historical incurred expenditures. During the bond reconciliation meetings with the District; it was identified that a portion of the historical incurred expenditures were coded to Prop AA while the budget resided under Measure J. The PMO assessed the possibility of reclassifying the expenditures from Prop AA to Measure J; however, the District has reiterated the need to exhaust Prop AA as soon as possible. The overall LACCD Bond Program Reserve will remain the same except that the funds will be on Measure J.</i>	\$2,489,068	
05/15/2017	<i>This budget transfer is to exchange Measure J funds for Prop AA funds between Van de Kamp Satellite (Northeast) and LACCD Bond Program Reserve. This budget transfer is necessary in order to properly align the budget to the funding source of the historical incurred expenditures. During the bond reconciliation meetings with the District; it was identified that a portion of the historical incurred expenditures were coded to Prop AA while the budget resided under Measure J. The PMO assessed the possibility of reclassifying the expenditures from Prop AA to Measure J; however, the District has reiterated the need to exhaust Prop AA as soon as possible. The overall LACCD Bond Program Reserve will remain the same except that the funds will be on Measure J.</i>	\$8,700	
05/15/2017	<i>This budget transfer is to exchange Measure J funds for Prop AA funds between Van de Kamp Satellite (Northeast) and LACCD Bond Program Reserve. This budget transfer is necessary in order to properly align the budget to the funding source of the historical incurred expenditures. During the bond reconciliation meetings with the District; it was identified that a portion of the historical incurred expenditures were coded to Prop AA while the budget resided under Measure J. The PMO assessed the possibility of reclassifying the expenditures from Prop AA to Measure J; however, the District has reiterated the need to exhaust Prop AA as soon as possible. The overall LACCD Bond Program Reserve will remain the same except that the funds will be on Measure J.</i>		(\$1,082,468)

Satellites

College Budget Changes/Adjustments Overview

LACCD Van de Kamp Innovation Campus

BUDGET CHANGES ADD/DRAWDOWN DETAIL (Continued)

Date	Description	Add'd Funds Amt	Drawdown Amt
05/15/2017	<i>This budget transfer is to exchange Measure J funds for Prop AA funds between Van de Kamp Satellite (Northeast) and LACCD Bond Program Reserve. This budget transfer is necessary in order to properly align the budget to the funding source of the historical incurred expenditures. During the bond reconciliation meetings with the District; it was identified that a portion of the historical incurred expenditures were coded to Prop AA while the budget resided under Measure J. The PMO assessed the possibility of reclassifying the expenditures from Prop AA to Measure J; however, the District has reiterated the need to exhaust Prop AA as soon as possible. The overall LACCD Bond Program Reserve will remain the same except that the funds will be on Measure J.</i>		(\$145,593)
05/15/2017	<i>This budget transfer is to exchange Measure J funds for Prop AA funds between Van de Kamp Satellite (Northeast) and LACCD Bond Program Reserve. This budget transfer is necessary in order to properly align the budget to the funding source of the historical incurred expenditures. During the bond reconciliation meetings with the District; it was identified that a portion of the historical incurred expenditures were coded to Prop AA while the budget resided under Measure J. The PMO assessed the possibility of reclassifying the expenditures from Prop AA to Measure J; however, the District has reiterated the need to exhaust Prop AA as soon as possible. The overall LACCD Bond Program Reserve will remain the same except that the funds will be on Measure J.</i>		(\$97)
05/15/2017	<i>This budget transfer is to exchange Measure J funds for Prop AA funds between Van de Kamp Satellite (Northeast) and LACCD Bond Program Reserve. This budget transfer is necessary in order to properly align the budget to the funding source of the historical incurred expenditures. During the bond reconciliation meetings with the District; it was identified that a portion of the historical incurred expenditures were coded to Prop AA while the budget resided under Measure J. The PMO assessed the possibility of reclassifying the expenditures from Prop AA to Measure J; however, the District has reiterated the need to exhaust Prop AA as soon as possible. The overall LACCD Bond Program Reserve will remain the same except that the funds will be on Measure J.</i>		(\$32,014)
05/15/2017	<i>This budget transfer is to exchange Measure J funds for Prop AA funds between Van de Kamp Satellite (Northeast) and LACCD Bond Program Reserve. This budget transfer is necessary in order to properly align the budget to the funding source of the historical incurred expenditures. During the bond reconciliation meetings with the District; it was identified that a portion of the historical incurred expenditures were coded to Prop AA while the budget resided under Measure J. The PMO assessed the possibility of reclassifying the expenditures from Prop AA to Measure J; however, the District has reiterated the need to exhaust Prop AA as soon as possible. The overall LACCD Bond Program Reserve will remain the same except that the funds will be on Measure J.</i>		(\$625,752)
05/15/2017	<i>This budget transfer is to exchange Measure J funds for Prop AA funds between Van de Kamp Satellite (Northeast) and LACCD Bond Program Reserve. This budget transfer is necessary in order to properly align the budget to the funding source of the historical incurred expenditures. During the bond reconciliation meetings with the District; it was identified that a portion of the historical incurred expenditures were coded to Prop AA while the budget resided under Measure J. The PMO assessed the possibility of reclassifying the expenditures from Prop AA to Measure J; however, the District has reiterated the need to exhaust Prop AA as soon as possible. The overall LACCD Bond Program Reserve will remain the same except that the funds will be on Measure J.</i>		(\$187,489)

Satellites

College Budget Changes/Adjustments Overview

LACCD Van de Kamp Innovation Campus

BUDGET CHANGES ADD/DRAWDOWN DETAIL (Continued)

Date	Description	Add'd Funds Amt	Drawdown Amt
05/15/2017	<i>This budget transfer is to exchange Measure J funds for Prop AA funds between Van de Kamp Satellite (Northeast) and LACCD Bond Program Reserve. This budget transfer is necessary in order to properly align the budget to the funding source of the historical incurred expenditures. During the bond reconciliation meetings with the District; it was identified that a portion of the historical incurred expenditures were coded to Prop AA while the budget resided under Measure J. The PMO assessed the possibility of reclassifying the expenditures from Prop AA to Measure J; however, the District has reiterated the need to exhaust Prop AA as soon as possible. The overall LACCD Bond Program Reserve will remain the same except that the funds will be on Measure J.</i>		(\$2,655,573)
05/15/2017	<i>This budget transfer is to exchange Measure J funds for Prop AA funds between Van de Kamp Satellite (Northeast) and LACCD Bond Program Reserve. This budget transfer is necessary in order to properly align the budget to the funding source of the historical incurred expenditures. During the bond reconciliation meetings with the District; it was identified that a portion of the historical incurred expenditures were coded to Prop AA while the budget resided under Measure J. The PMO assessed the possibility of reclassifying the expenditures from Prop AA to Measure J; however, the District has reiterated the need to exhaust Prop AA as soon as possible. The overall LACCD Bond Program Reserve will remain the same except that the funds will be on Measure J.</i>		(\$2,296,255)
05/15/2017	<i>This budget transfer is to exchange Measure J funds for Prop AA funds between Van de Kamp Satellite (Northeast) and LACCD Bond Program Reserve. This budget transfer is necessary in order to properly align the budget to the funding source of the historical incurred expenditures. During the bond reconciliation meetings with the District; it was identified that a portion of the historical incurred expenditures were coded to Prop AA while the budget resided under Measure J. The PMO assessed the possibility of reclassifying the expenditures from Prop AA to Measure J; however, the District has reiterated the need to exhaust Prop AA as soon as possible. The overall LACCD Bond Program Reserve will remain the same except that the funds will be on Measure J.</i>		(\$351,318)
05/15/2017	<i>This budget transfer is to exchange Measure J funds for Prop AA funds between Van de Kamp Satellite (Northeast) and LACCD Bond Program Reserve. This budget transfer is necessary in order to properly align the budget to the funding source of the historical incurred expenditures. During the bond reconciliation meetings with the District; it was identified that a portion of the historical incurred expenditures were coded to Prop AA while the budget resided under Measure J. The PMO assessed the possibility of reclassifying the expenditures from Prop AA to Measure J; however, the District has reiterated the need to exhaust Prop AA as soon as possible. The overall LACCD Bond Program Reserve will remain the same except that the funds will be on Measure J.</i>	\$5,985,946	
10/28/2019	<i>This budget transfer is to realign 21N-120 Bakery Building project "Other" (Measure J - 40J) fund source within the cost accounts in order to align the budget to the expenditures (historical & new). The transfer is specific to 40J.5N95.05 only. The \$0.50 savings variance is meant to offset shortfall from Financial ID 40J.5N89.05 (Budget Transfer 941209864) within the same project. This is a net zero \$0 impact to the overall budget.</i>	\$1	
10/28/2019	<i>This budget transfer is to realign 21N-120 Bakery Building project "Other" (Measure J - 40J) fund source within the cost accounts in order to align the budget to the expenditures (historical & new). This transfer is specific to Financial ID 40J.5N89.05 only. The -\$0.50 deficit variance is offset from savings under Financial ID 40J.5N95.05 (Budget Transfer 9412098647) within the same project. This is a net zero \$0 impact to the overall budget.</i>		(\$1)
07/17/2020	<i>21N-120.01 - Van de Kamp Bakery - Initial Measure J Project Budget Establishment per fully executed Measure J funding request dated 6/29/2020. Please see attached documents for further reference.</i>	\$611,133	

Satellites

College Budget Changes/Adjustments Overview

LACCD Van de Kamp Innovation Campus

BUDGET CHANGES ADD/DRAWDOWN DETAIL (Continued)

Date	Description	Add'd Funds Amt	Drawdown Amt
07/17/2020	21N-115.01 - New Education Building Repairs - Initial Measure J Project Budget Establishment per fully executed Measure J funding request dated 6/29/2020. Please see attached documents for further reference.	\$933,993	
02/14/2022	Inter-Project Budget Transfer #CHANGES-0866 transfers remaining Prop AA funds from 21N-190.OCIP Northeast OCIP account to District Reserve - Owner's Reserve account per approved White Paper dated 1/19/2022. The District has confirmed that the OCIP I and II Bank of New York escrow account has been closed and that the Prop AA earmarked commitment under the Bank of New York can be released. The total Prop AA funds to be transferred is \$388,303.86. The overall budget for 21N-190.OCIP Northeast - OCIP account would be decreased from \$946,559.63 to \$558,255.77		(\$388,304)
02/22/2022	This budget change is to decrease and close out 21N-115.01 New Education Building Repairs. The unused budget is being transferred to the 40J-J99.00 District Bond Contingency account as per white paper dated 1/19/2022. See attached for additional information.		(\$635,844)

Districtwide Initiatives

College Budget Changes/Adjustments Overview

40J- Alternative Energy

BUDGET CHANGES

The following budget changes that impact the college funding level are approved by or coordinated with the district; as a result of a reconciliation, analysis, or receipt of additional funds (i.e.: settlements, grants, rebates etc.).

Description	Amount
Fund Total (July 2016 Dashboard)	\$0
Add/Drawdown Net	\$16,000,000
	\$16,000,000

BUDGET CHANGES ADD/DRAWDOWN DETAIL

Date	Description	Add'd Funds Amt	Drawdown Amt
01/28/2021	40J-J23 Alternative Energy - Original Budget per fully executed Measure CC funding request dated on 12/9/2020	\$24,000,000	
12/27/2023	<p>This budget change is to descope the Energy Efficiency program and return the funds back to the Measure CC Contingency account per the approved White Paper dated 12/4/2023 attached. The funds will then be used to establish the original project budgets for the 40J-135 thru 40J-935 - Digital Twin Meta-Tech Initiative. This is part 2 of 3 budget transactions to complete the funding of the Digital Twin Meta-Tech Initiative.</p> <p>The two budget transactions, Original-1185-CC and Changes-1313-CC, are attached for reference.</p>		(\$521,310)
02/06/2024	<p>Budget Changes-1339-CC is to return the funds back to the 40J-J23 Alternative Energy project. The original budget should have been deducted from 40J-J24 New Emerging Technology program per the attached White Paper dated 12/4/2023. This is part 2 of 2 budget transactions to correct the funding of the Digital Twin Meta-Tech Initiative.</p> <p>The budget Changes-1340-CC is attached for reference and being processed concurrently to deduct the \$521,310.00 from 40J-J24 New Emerging Technology. Also, budget Changes-1314-CC is attached for additional information.</p>	\$521,310	
03/10/2024	40J-J23.00 Alternative Energy - to reduce the project budget and return to the Measure CC Account which will fund the nine 40J-J34 BMS projects per the approved White Paper dated 12/6/2023, attached.		(\$1,000,000)
04/02/2024	40J-J23 Alternative Energy - this is to de-scope the Alternative Energy project and return \$7,000,000.00 back to the Measure CC Bond to fund the re-baseline of 04M-487.00 - Plant Facilities Building & 04M-487.01 Demo & Removal of Bungalows/Warehouse projects per the White Paper dated 12/21/23 and approved on 02/8/24. This is a portion of the funding of the additional \$41,902,642.75 budget increase that also included Measure LA Bond & Program Reserve 2017 Release - Mission.		(\$7,000,000)

Districtwide Initiatives

College Budget Changes/Adjustments Overview

40J- Athletic Field Program Management

BUDGET CHANGES

The following budget changes that impact the college funding level are approved by or coordinated with the district; as a result of a reconciliation, analysis, or receipt of additional funds (i.e.: settlements, grants, rebates etc.).

Description	Amount
Fund Total (July 2016 Dashboard)	\$0
Add/Drawdown Net	\$91,429,882
	\$91,429,882

BUDGET CHANGES ADD/DRAWDOWN DETAIL

Date	Description	Add'd Funds Amt	Drawdown Amt
01/22/2024	40J-J30 Athletic Fields - Program Management - Multi-campus - original budget establishment and release of Measure LA funding per the approved White Paper dated 12/11/2023, attached. These projects will support the Districtwide college bond Athletic Fields projects for the next three years.	\$3,349,440	
04/25/2024	40J-430.01 Athletic Fields - Multi-Purpose Field w/Track - Mission - Measure LA original budget establishment per the approved White Paper dated 4/2/2024. See attached documents for further information.	\$9,693,090	
04/30/2024	40J-430.04 Athletic Fields - Restroom Building - Mission - Measure LA original budget establishment per the approved White Paper dated 4/2/2024. See attached documents for further information.	\$6,194,995	
04/30/2024	40J-830.02 Athletic Fields - Soccer and Multipurpose Fields Upgrades - Valley - Measure LA Original budget establishment per approved White paper dated 04/03/2024. See attached document for further information.	\$12,220,854	
04/30/2024	40J-430.02 Athletic Fields - Softball Fields - Mission - Measure LA original budget establishment per the approved White Paper dated 2/22/2024. See attached documents for further information.	\$4,095,312	
04/30/2024	40J-430.03 Athletic Fields - Tennis Courts - Mission - Measure LA original budget establishment per the approved White Paper dated 4/2/2024. See attached documents for further information.	\$3,199,050	
04/30/2024	40J-830.01 Athletic Fields - New Field House - Valley - Measure LA original budget establishment per the approved White paper dated 04/02/2024. See attached document for further information.	\$9,388,095	
04/30/2024	40J-430.05 Athletic Fields - Concessions Building - Mission - Measure LA original budget establishment per the approved White Paper dated 4/2/2024. See attached documents for further information.	\$5,745,663	
04/30/2024	40J-430.06 Athletic Fields - Parking Lot - Mission - Measure LA original budget establishment per the approved White Paper dated 4/2/2024. See attached documents for further information.	\$8,340,475	
04/30/2024	40J-430.07 Athletic Fields - Baseball Field Renovation - Mission - Measure LA original budget establishment per the approved White Paper dated 4/2/2024. See attached documents for further information.	\$1,078,815	

Districtwide Initiatives

College Budget Changes/Adjustments Overview

40J- Athletic Field Program Management

BUDGET CHANGES ADD/DRAWDOWN DETAIL (Continued)

Date	Description	Add'd Funds Amt	Drawdown Amt
06/06/2024	40J-530.03 Athletic Fields - New Field House/Concessions - Pierce - Measure LA original budget establishment per approved White Paper dated 04/12/2024. See attached document for further information.	\$6,326,252	
06/06/2024	40J-530.01 Athletic Fields - Baseball Field Upgrades - Pierce - Measure LA original budget establishment per approved White Paper dated 04/12/2024. See attached document for further information.	\$8,851,505	
06/06/2024	40J-530.02 Athletic Fields - New Softball Field - Pierce - Measure LA original budget establishment per approved White Paper dated 04/12/2024. See attached document for further information.	\$5,843,085	
06/10/2024	40J-930.01 Athletic Fields - Baseball Field Upgrades - West - Measure LA original budget establishment per the approved White Paper dated 04/04/2024. See attached document for further information.	\$3,641,815	
07/29/2024	40J-130.01 Athletic Fields - Soccer Field Miscellaneous Upgrades - City Measure LA original budget establishment per the approved White Paper dated 4/18/2024. See attached documents for further information.	\$3,461,436	

Districtwide Initiatives

College Budget Changes/Adjustments Overview

40J- Building Management System

BUDGET CHANGES

The following budget changes that impact the college funding level are approved by or coordinated with the district; as a result of a reconciliation, analysis, or receipt of additional funds (i.e.: settlements, grants, rebates etc.).

Description	Amount
Fund Total (July 2016 Dashboard)	\$0
Add/Drawdown Net	\$1,000,000
	\$1,000,000

BUDGET CHANGES ADD/DRAWDOWN DETAIL

Date	Description	Add'd Funds Amt	Drawdown Amt
03/28/2024	40J-234.00 Building Management System - East - to establish the original budget with Measure CC funds for the Design Phase only per the approved White Paper dated 12/6/2023, attached. A subsequent budget request will be submitted to fund the remaining total project costs upon approval.	\$152,800	
03/28/2024	40J-534.00 Building Management System - Pierce - to establish the original budget with Measure CC funds for the Design Phase only per the approved White Paper dated 12/6/2023, attached. A subsequent budget request will be submitted to fund the remaining total project costs upon approval.	\$155,800	
03/28/2024	40J-834.00 Building Management System - Valley - to establish the original budget with Measure CC funds for the Design Phase only per the approved White Paper dated 12/6/2023, attached. A subsequent budget request will be submitted to fund the remaining total project costs upon approval.	\$136,400	
03/28/2024	40J-934.00 Building Management System - West - to establish the original budget with Measure CC funds for the Design Phase only per the approved White Paper dated 12/6/2023, attached. A subsequent budget request will be submitted to fund the remaining total project costs upon approval.	\$103,400	
03/28/2024	40J-334.00 Building Management System - Harbor - to establish the original budget with Measure CC funds for the Design Phase only per the approved White Paper dated 12/6/2023, attached. A subsequent budget request will be submitted to fund the remaining total project costs upon approval.	\$105,000	
03/28/2024	40J-634.00 Building Management System - Southwest - to establish the original budget with Measure CC funds for the Design Phase only per the approved White Paper dated 12/6/2023, attached. A subsequent budget request will be submitted to fund the remaining total project costs upon approval.	\$103,900	
03/28/2024	40J-134.00 Building Management System - City - to establish the original budget with Measure CC funds for the Design Phase only per the approved White Paper dated 12/6/2023, attached. A subsequent budget request will be submitted to fund the remaining total project costs upon approval.	\$139,000	
03/28/2024	40J-434.00 Building Management System - Mission - to establish the original budget with Measure CC funds for the Design Phase only per the approved White Paper dated 12/6/2023, attached. A subsequent budget request will be submitted to fund the remaining total project costs upon approval.	\$103,700	

Districtwide Initiatives

College Budget Changes/Adjustments Overview

40J- Centralized Security Operations

BUDGET CHANGES

The following budget changes that impact the college funding level are approved by or coordinated with the district; as a result of a reconciliation, analysis, or receipt of additional funds (i.e.: settlements, grants, rebates etc.).

Description	Amount
Fund Total (July 2016 Dashboard)	\$0
Add/Drawdown Net	\$15,068,500
	\$15,068,500

BUDGET CHANGES ADD/DRAWDOWN DETAIL

Date	Description	Add'd Funds Amt	Drawdown Amt
03/21/2023	<i>This budget request is to establish the original budget for the Security Operations Center project as per the approved White Paper dated 2/1/2023 attached hereto for reference.</i>	\$15,068,500	

Districtwide Initiatives

College Budget Changes/Adjustments Overview

40J- Digital Twin Meta-Tech Initiative

BUDGET CHANGES

The following budget changes that impact the college funding level are approved by or coordinated with the district; as a result of a reconciliation, analysis, or receipt of additional funds (i.e.: settlements, grants, rebates etc.).

Description	Amount
Fund Total (July 2016 Dashboard)	\$0
Add/Drawdown Net	\$26,227,659
	\$26,227,659

BUDGET CHANGES ADD/DRAWDOWN DETAIL

Date	Description	Add'd Funds Amt	Drawdown Amt
01/05/2024	<p>40J-135 thru 40J-935 Digital Twin Meta-Tech Initiative - to establish the original budget for all nine colleges per the approved White Paper dated 12/4/2023 attached. This is part 1 of 3 budget transactions. The funding of this project will be coming from the Energy Efficiency and New Emerging Technology.</p> <p>The budget transactions, Changes-1313-CC and Changes-1314-CC, are attached for reference.</p>	\$1,042,620	
09/05/2024	<p>40J-J35 Digital Twin Meta-Tech Initiative - Additional budget increase for all nine colleges; City, East, Harbor, Mission, Pierce, Trade, Valley & West, Phase 2 & 3 scope of work. Refer to the attached White Paper dated 8/26/2024 for additional information.</p> <p>This is being processed concurrently with deductive changes 40J-J22 Changes-0011-CC and 40J-24 Changes-1432-CC which descope the projects to fund the Digital Twin Meta-Tech Initiative.</p>	\$25,185,039	

Districtwide Initiatives

College Budget Changes/Adjustments Overview

40J- Districtwide Physical Security

BUDGET CHANGES

The following budget changes that impact the college funding level are approved by or coordinated with the district; as a result of a reconciliation, analysis, or receipt of additional funds (i.e.: settlements, grants, rebates etc.).

Description	Amount
Fund Total (July 2016 Dashboard)	\$0
Add/Drawdown Net	\$101,663,844
	\$101,663,844

BUDGET CHANGES ADD/DRAWDOWN DETAIL

Date	Description	Add'd Funds Amt	Drawdown Amt
07/11/2018	40J-J13.01 Door Locks and Access Control- Project budget establishment per fully executed Measure CC funding request. Please see attached documents for further reference.	\$5,000,000	
07/11/2018	40J-J13 Districtwide Physical Security- Project budget establishment per the fully executed Measure CC funding request. Please see attached documents for further reference.	\$4,000,000	
07/11/2018	40J-J13.00 Overhead Paging and Mass Notification - Project budget establishment per fully executed Measure CC funding request. Please see attached documents for further reference.	\$3,000,000	
07/11/2018	40J-J13.04 & 40J-N13.04 Districtwide Security Center - Northeast - Project budget establishment per fully executed Measure CC funding request. Please see attached documents for further reference.	\$3,000,000	
10/24/2018	40J-J13.01 Door Locks and Access Control- Additional Project budget establishment per fully executed Measure CC funding request. Please see attached documents for further reference.	\$10,167,830	
07/25/2019	40J-J13.02 Cameras and Video Surveillance- Project budget establishment per fully executed Measure CC funding request dated 7/9/2019. Please see attached documents for further reference.	\$16,101,200	
11/26/2019	Budget transfer from 40J-J13.02 - Cameras and Video Surveillance to 40J-J14.01 - Security Cameras Phase 1 to establish budget per the fully executed Measure CC funding request dated 11/6/2019. Please see attached documents for further reference.		(\$16,101,200)
05/27/2020	40J-613.05 - Door Locks and Access Controls Phase 2 - Southwest- Initial Measure CC Project Budget Establishment per fully executed Measure CC funding request dated 2/19/2020. Please see attached documents for further reference.	\$6,987,704	
05/27/2020	40J-113.05 - Door Locks and Access Controls Phase 2 - City - Initial Measure CC Project Budget Establishment per fully executed Measure CC funding request dated 2/19/2020. Please see attached documents for further reference.	\$7,370,320	
05/27/2020	40J-913.05 - Door Locks and Access Controls Phase 2 - West - Initial Measure CC Project Budget Establishment per fully executed Measure CC funding request dated 2/19/2020. Please see attached documents for further reference.	\$6,047,645	
05/27/2020	40J-213.05 - Door Locks and Access Controls Phase 2 - East - Initial Measure CC Project Budget Establishment per fully executed Measure CC funding request dated 2/19/2020. Please see attached documents for further reference.	\$13,113,522	

Districtwide Initiatives

College Budget Changes/Adjustments Overview

40J- Districtwide Physical Security

BUDGET CHANGES ADD/DRAWDOWN DETAIL (Continued)

Date	Description	Add'd Funds Amt	Drawdown Amt
05/27/2020	40J-513.05 - Door Locks and Access Controls Phase 2 - Pierce - Initial Measure CC Project Budget Establishment per fully executed Measure CC funding request dated 2/19/2020. Please see attached documents for further reference.	\$13,536,091	
05/27/2020	40J-413.05 - Door Locks and Access Controls Phase 2 - Mission - Initial Measure CC Project Budget Establishment per fully executed Measure CC funding request dated 2/19/2020. Please see attached documents for further reference.	\$4,589,027	
05/27/2020	40J-713.05 - Door Locks and Access Controls Phase 2 - Trade - Initial Measure CC Project Budget Establishment per fully executed Measure CC funding request dated 2/19/2020. Please see attached documents for further reference.	\$11,290,349	
05/27/2020	40J-813.05 - Door Locks and Access Controls Phase 2 - Valley - Initial Measure CC Project Budget Establishment per fully executed Measure CC funding request dated 2/19/2020. Please see attached documents for further reference.	\$7,791,020	
05/27/2020	40J-313.05 - Door Locks and Access Controls Phase 2 - Harbor - Initial Measure CC Project Budget Establishment per fully executed Measure CC funding request dated 2/19/2020. Please see attached documents for further reference.	\$8,770,336	
04/19/2023	This budget change is to cancel subproject 40J-N13.04 - Districtwide Security Center (Northeast) and return the unused funds to Measure CC - Security Funds account. This will allow the establishment of a centralized building for the Security Operations Center to allow responders to coordinate efforts and dispatch resources from one site per approved White Paper dated 2/1/2023 attached hereto for reference.		(\$2,600,000)
04/19/2023	This budget change is to cancel subproject 40J-J13.04 - Districtwide Security Center and return the unused funds to Measure CC - Security Funds account. This will allow the establishment of a centralized building for the Security Operations Center to allow responders to coordinate efforts and dispatch resources from one site per approved White Paper dated 2/1/2023 attached hereto for reference.		(\$400,000)

Districtwide Initiatives

College Budget Changes/Adjustments Overview

40J- Energy

BUDGET CHANGES

The following budget changes that impact the college funding level are approved by or coordinated with the district; as a result of a reconciliation, analysis, or receipt of additional funds (i.e.: settlements, grants, rebates etc.).

Description	Amount
Fund Total (July 2016 Dashboard)	\$128,840,103
Add/Drawdown Net	\$1,761,155
	\$130,601,258

BUDGET CHANGES ADD/DRAWDOWN DETAIL

Date	Description	Add'd Funds Amt	Drawdown Amt
06/29/2016	<i>This transfer corresponds with PBTF# LAPC-Energy-01 to fund project shortfall due to underestimated quarterly master lease equipment for Photovoltaic Project 40J-501.04 (Pierce-Parking Lot 6 PV).</i>		(\$249,068)
06/29/2016	<i>This transfer corresponds with PBTF# LASC-Energy-01 to fund project shortfall due to underestimated quarterly master lease equipment for Photovoltaic and solar asset technical appraisal services Project 40J-601.05 (Southwest-Parking Lot 3 PV).</i>		(\$244,564)
06/29/2016	<i>This budget increase is necessary to fund the project shortfall for underestimated quarterly master lease equipment for Photovoltaic and solar asset technical appraisal services. The funding is transferred from 40J-J01 Energy Reserve (PBTF# Reserve-201605).</i>	\$244,564	
06/29/2016	<i>This budget increase is necessary to fund the project shortfall for underestimated quarterly master lease equipment for Photovoltaic. The funding is transferred from 40J-J01 Energy Reserve (PBTF# Reserve-201603).</i>	\$95,534	
06/29/2016	<i>This transfer corresponds with PBTF# ELAC-Energy-03 to fund project shortfall due to underestimated quarterly master lease equipment for Photovoltaic Project 40J-501.07 (Pierce-Parking Lot 8 PV).</i>		(\$247,740)
06/29/2016	<i>This budget increase is necessary to fund the project shortfall to underestimated quarterly master lease equipment for Photovoltaic. The funding is transferred from 40J-J01 Energy Reserve (PBTF# Reserve-201602).</i>	\$249,068	
06/29/2016	<i>This budget increase is necessary to fund the project shortfall for underestimated quarterly master lease equipment for Photovoltaic. The funding is transferred from 40J-J01 Energy Reserve (PBTF# Reserve-201604).</i>	\$247,740	
06/30/2016	<i>This transfer corresponds with PBTF# ELAC-Energy-02 to fund project shortfall due to underestimated quarterly master lease equipment for Photovoltaic Project 40J-501.06 (Pierce-Parking Lot 1 PV).</i>		(\$95,534)
09/14/2016	<i>This budget increase is necessary to fund the project shortfall for underestimated quarterly master lease equipment for Photovoltaic. The funding is transferred from 40J-J01 Energy Reserve (PBTF# Reserve-201601).</i>	\$109,471	
09/14/2016	<i>This transfer corresponds with PBTF# ELAC-Energy-01 to fund project shortfall due to underestimated quarterly master lease equipment for Photovoltaic Project 40J-201.10 (East-Additional Northwest Parking PV).</i>		(\$109,471)

Districtwide Initiatives

College Budget Changes/Adjustments Overview

40J- Energy

BUDGET CHANGES ADD/DRAWDOWN DETAIL (Continued)

Date	Description	Add'd Funds Amt	Drawdown Amt
03/28/2017	Budget increase to record income from DWP's energy rebate check 700990081, per the District's income JE J-507 FY2011-12	\$1,584,548	
03/28/2017	Budget increase to record income from DWP's energy rebate check 700984856, per District's income JE J-506 FY2011-12.	\$833,069	
04/12/2018	Budget Transfer from Program Reserve to 40J Energy Efficiency	\$1,567,104	
10/18/2018	Based on the approved white paper, the entire budget of \$3,100,249.50 under 40J-401.04 (Renewable Energy-Mission Energy Infrastructure Improvement) will be reduced and reallocated to the 04M-425 Central Energy Plant project. The Central Energy Plant project (04M-425) has a fuel cell portion that is part of the overall project. 40J-401.04 has been solely allocated as a funding source for the fuel cell portion under construction for the Central Energy Plant project (04M-425). This request will zero out the funds under 40J-401.04 and move these funds to 04M-425 so this can be managed under one project number 04M-425 for capitalization purposes as well as ease of management.		(\$3,100,250)
12/27/2018	Budget increase to record cash received per 179D allocation agreement. Section 179D of the Internal Revenue Code is part of the Energy Policy Act of 2005, for a tax deduction for the cost of installing certain energy efficient building systems in government owned buildings. The total amount received was \$537,852 of which 15% was used to credit the payment to the third party consultant Efficiency Energy, LLC for the certification.	\$457,184	
06/10/2020	40J-901.04 Energy Efficiency - Rebaseline including budget increase to cover first settlement with Mesa dba Emcor for contract 34020 and restoration of contingency amount. This amount was approved by the Board to settle a dispute between LACCD and Mesa/Emcor regarding the quantity of underground chiller water supply and return piping required for the project.	\$763,438	
08/11/2020	40J-701.05 - Trade - East Parking Structure Additional PV - Budget increase to record income from the Center for Sustainable Energy rebate check # 6811, per the District's income JE CR 1987-1, Document No. 101512579 - FY2018-19	\$296,038	
09/01/2021	40J-701.06 - Trade - Culinary Building Solar PV - Budget Change decrease to move uncommitted budget to Trade-Design and Media Arts project (07T-731.01) to cover the Photo-voltaic System and HVAC system electrification per Approved DMA/Sage Hall Demo re-baseline White Paper dated 4/28/2021. This is a one-sided budget change that will decrease the overall 40J-J01 Energy program budget. As part of this transaction, a one-sided budget increase under Budget Change 0582 is issued concurrently to Design and Media Arts project to offset this decrease.		(\$1,500,000)
05/09/2022	Inter-Project Budget Transfer #ORIGINAL-0518 transfers Measure J fund from Program Reserve 2017 Release - Pierce (05P-5PR.00) account to Pierce - M&O Solar PV System Upgrades (40J-501.08) project per executed White Paper dated 4/20/22. The overall project budget for Pierce - M&O Solar PV System Upgrades (40J-501.08) project will be \$860,023.00.	\$860,023	

Districtwide Initiatives

College Budget Changes/Adjustments Overview

40J- Energy Efficiency

BUDGET CHANGES

The following budget changes that impact the college funding level are approved by or coordinated with the district; as a result of a reconciliation, analysis, or receipt of additional funds (i.e.: settlements, grants, rebates etc.).

Description	Amount
Fund Total (July 2016 Dashboard)	\$0
Add/Drawdown Net	\$0
	\$0

BUDGET CHANGES ADD/DRAWDOWN DETAIL

Date	Description	Add'd Funds Amt	Drawdown Amt
01/28/2021	40J-J22 Energy Efficiency - Original Budget Establishment per fully executed Measure CC funding request dated 12/9/2020.	\$27,000,000	
02/04/2023	40J-322.00 Energy Efficiency - Harbor and 40J-J22.00 Energy Efficiency (Multiple Campus) per fully executed Measure CC Fund request dated 12/28/2022. Refer to attached document for further reference. This budget change is in reference to Budget Original 1017 - CC		(\$2,411,128)
11/21/2023	40J-J25.00 Energy Efficiency - Energy Studies and Reports Projects 40J-J25 Funding Request for The Energy Studies and Reports Projects per executed White Paper dated 11/21/2023.		(\$90,319)
12/26/2023	40J-J25.00 Energy Efficiency - Energy Studies and Reports Projects 40J-J25 Funding Request for The Energy Studies and Reports Projects per executed White Paper dated 11/21/2023.		(\$2,500,000)
01/04/2024	This budget change is to descope the Energy Efficiency program and return the funds back to the Measure CC Contingency account per the approved White Paper dated 12/4/2023 attached. The funds will then be used to establish the original project budgets for the 40J-135 thru 40J-935 - Digital Twin Meta-Tech Initiative. This is part 2 of 3 budget transactions to complete the funding of the Digital Twin Meta-Tech Initiative. The two budget transactions, Original-1185-CC and Changes-1314-CC, are attached for reference.		(\$521,310)
09/05/2024	40J-J22 Energy Efficiency - All Colleges (except Harbor) and one general account - Descope City, East, Mission, Pierce, Southwest, Trade, Valley, West & Energy Efficiency to fund 40J-J35 Digital Twin Meta-Tech Initiative for all nine colleges Phase 2 & 3. Refer to attached White Paper dated 8/26/2024 for additional information. This is being processed concurrently with deductive changes 40J-J24 Changes-1432-CC which descope the projects and additive 40J-J35 Changes-1433-CC Digital Twin Meta-Tech Initiative to fund the Digital Twin Meta-Tech Initiative.		(\$21,477,243)

Districtwide Initiatives

College Budget Changes/Adjustments Overview

40J- Energy Efficiency / Utility Infrastructure

BUDGET CHANGES

The following budget changes that impact the college funding level are approved by or coordinated with the district; as a result of a reconciliation, analysis, or receipt of additional funds (i.e.: settlements, grants, rebates etc.).

Description	Amount
Fund Total (July 2016 Dashboard)	\$0
Add/Drawdown Net	\$27,049,805
	\$27,049,805

BUDGET CHANGES ADD/DRAWDOWN DETAIL

Date	Description	Add'd Funds Amt	Drawdown Amt
05/31/2018	40J-J12 Energy Efficiency / Utility Infrastructure - Initial project budget establishment per the fully executed Measure CC funding request. Please see attached documents for further reference.	\$15,000,000	
11/03/2020	40J-612.02 - Energy Efficiency/Utility Infrastructure Repairs - LASC - New Construction Project (renovation) - Project budget establishment per fully executed Measure CC Project Approval - Energy Efficiency/Utility Infrastructure Projects white paper dated 10/22/20. Please see attached documents for further reference.	\$158,400	
11/18/2020	40J-712.01 Energy Efficiency / Utility Infrastructure District Repairs - LATC - Initial project budget establishment per the fully executed Measure CC funding request. Please see attached documents for further reference.	\$3,000	
11/18/2020	40J-912.01 Energy Efficiency / Utility Infrastructure District Repairs - WLAC - Initial project budget establishment per the fully executed Measure CC funding request. Please see attached documents for further reference.	\$32,500	
11/18/2020	40J-212.01 Energy Efficiency / Utility Infrastructure District Repairs - ELAC - Initial project budget establishment per the fully executed Measure CC funding request. Please see attached documents for further reference.	\$47,500	
11/18/2020	40J-412.01 Energy Efficiency / Utility Infrastructure District Repairs - LAMC - Initial project budget establishment per the fully executed Measure CC funding request. Please see attached documents for further reference.	\$7,500	
11/18/2020	40J-612.01 Energy Efficiency / Utility Infrastructure District Repairs - LASC - Initial project budget establishment per the fully executed Measure CC funding request. Please see attached documents for further reference.	\$125,500	
11/18/2020	40J-312.01 Energy Efficiency / Utility Infrastructure District Repairs - LAHC - Initial project budget establishment per the fully executed Measure CC funding request. Please see attached documents for further reference.	\$30,000	
11/18/2020	40J-812.01 Energy Efficiency / Utility Infrastructure District Repairs - LAVC - Initial project budget establishment per the fully executed Measure CC funding request. Please see attached documents for further reference.	\$81,500	
11/18/2020	40J-512.01 Energy Efficiency / Utility Infrastructure District Repairs - LAPC - Initial project budget establishment per the fully executed Measure CC funding request. Please see attached documents for further reference.	\$17,500	

Districtwide Initiatives

College Budget Changes/Adjustments Overview

40J- Energy Efficiency / Utility Infrastructure

BUDGET CHANGES ADD/DRAWDOWN DETAIL (Continued)

Date	Description	Add'd Funds Amt	Drawdown Amt
11/18/2020	40J-112.01 Energy Efficiency / Utility Infrastructure District Repairs - LACC - Initial project budget establishment per the fully executed Measure CC funding request. Please see attached documents for further reference.	\$55,000	
12/02/2020	40J-112.02 Energy Efficiency / Utility Infrastructure Repair - LACC: Project Budget Establishment for Measure CC funding per approved White Paper dated 11/03/20. Please see attached documents for further reference.	\$322,200	
12/04/2020	40J-312.02 Energy Efficiency/Utility Infrastructure Repairs - LAHC: Project Budget Establishment per attached white paper fully executed on November 7, 2020.	\$953,100	
12/04/2020	40J-712.02 Energy Efficiency / Utility Infrastructure Repairs - LATTC - Initial project budget establishment per the fully executed Measure CC funding request. Please see attached documents for further reference.	\$1,269,900	
12/09/2020	40J-812.02 Energy Efficiency / Utility Infrastructure Repairs - LAVC: Project Budget Establishment for Measure CC funding per approved White Paper Titled, "Measure CC Fund / Project Request", dated 11/3/20	\$3,533,400	
12/18/2020	40J-212.02 Energy Efficiency / Utility Infrastructure Repair - ELAC - Project Budget Establishment per fully executed White Paper dated 11/19/2020.	\$905,850	
12/31/2020	Budget Establishment - Measure CC funding as per White Paper dated 11/17/20 and approved on 12/03/20. This request will setup the original budget for 40J-412.01 - Energy Efficiency / Utility Infrastructure Repairs - LAMC.	\$404,700	
01/28/2021	Budget Establishment - Measure CC funding as per White Paper dated 12/15/20 and approved on 01/08/21. This request will setup the original budget for 40J-512.02 - Energy Efficiency / Utility Infrastructure Repairs - LAPC project.	\$3,441,090	
02/09/2021	40J-912.02 West - Energy Efficiency / Utility Infrastructure Repair - Project Budget Establishment per the Measure CC funding requested in the White Paper fully executed on January 8, 2021. Please see attached documents for further resources.	\$319,410	
09/02/2022	This budget transfer is to request additional budget to cover the Emergency Hydronic Pipe repair work at LACC in the amount of \$33,336.11 per the request and approval of the District and PMO as per White Paper dated 8/2/2022. The scope of the above mentioned project is as follows: Locate and repair unforeseen underground emergency hydronic leaks which affected (9) buildings on campus from receiving chilled water from Central Plant. After underground utilizes were repaired, trenches were backfilled and affected site areas were restored to the pre-existing conditions. This budget transaction also includes reallocation of funds within the project's buckets to align with the anticipated cost items which is a net zero (\$0) effect the total budget.	\$33,336	
01/25/2023	40J-312.02 Energy Efficiency / Utility Infrastructure Repairs - Harbor - Project Budget Rebaseline per fully executed Measure CC Fund Request dated 12/20/22. Refer to attached document for further reference.	\$308,419	

Districtwide Initiatives

College Budget Changes/Adjustments Overview

40J- Energy Studies & Reports

BUDGET CHANGES

The following budget changes that impact the college funding level are approved by or coordinated with the district; as a result of a reconciliation, analysis, or receipt of additional funds (i.e.: settlements, grants, rebates etc.).

Description	Amount
Fund Total (July 2016 Dashboard)	\$0
Add/Drawdown Net	\$6,590,319
	\$6,590,319

BUDGET CHANGES ADD/DRAWDOWN DETAIL

Date	Description	Add'd Funds Amt	Drawdown Amt
01/28/2021	40J-J25 Energy Studies & Reports - Original Budget establishment per fully executed Measure CC funding request dated 12/9/2020	\$2,000,000	
11/21/2023	40J-J25.00 Energy Efficiency - Energy Studies and Reports Projects 40J-J25 Funding Request for The Energy Studies and Reports Projects per executed White Paper dated 11/21/2023.	\$90,319	
12/26/2023	40J-J25.00 Energy Efficiency - Energy Studies and Reports Projects 40J-J25 Funding Request for The Energy Studies and Reports Projects per executed White Paper dated 11/21/2023.	\$2,500,000	
07/03/2024	40J-J25.01 District-wide Sustainability and Climate Action Road Map - Original Budget establishments of the nine colleges, 40J-125.01 thru 40J-925.01 District-wide Sustainability and Climate Action Roadmap; per White Paper dated 06/03/24 and approved on 07/3/24. This also a request to fund with Measure CC funding.	\$2,000,000	

Districtwide Initiatives

College Budget Changes/Adjustments Overview

40J- Housing

BUDGET CHANGES

The following budget changes that impact the college funding level are approved by or coordinated with the district; as a result of a reconciliation, analysis, or receipt of additional funds (i.e.: settlements, grants, rebates etc.).

Description	Amount
Fund Total (July 2016 Dashboard)	\$0
Add/Drawdown Net	\$2,400,000
	\$2,400,000

BUDGET CHANGES ADD/DRAWDOWN DETAIL

Date	Description	Add'd Funds Amt	Drawdown Amt
09/20/2023	40J-931.00 Student Housing - West original budget establishment & Measure LA funding per the approved White Paper dated 8/22/23, attached. This will partially fund Student Housing project implementation plan as per the May 2023 LACCD Housing Resolution.	\$800,000	
09/20/2023	40J-531.00 Student Housing - Pierce original budget establishment & Measure LA funding per the approved White Paper dated 8/22/23, attached. This will partially fund Student Housing project implementation plan as per the May 2023 LACCD Housing Resolution.	\$800,000	
09/20/2023	40J-131.00 Student Housing - City original budget establishment & Measure LA funding per the approved White Paper dated 8/22/23, attached. This will partially fund Student Housing project implementation plan as per the May 2023 LACCD Housing Resolution.	\$800,000	

Districtwide Initiatives

College Budget Changes/Adjustments Overview

40J- Infrastructure Program

BUDGET CHANGES

The following budget changes that impact the college funding level are approved by or coordinated with the district; as a result of a reconciliation, analysis, or receipt of additional funds (i.e.: settlements, grants, rebates etc.).

Description	Amount
Fund Total (July 2016 Dashboard)	\$0
Add/Drawdown Net	\$218,372,855
	\$218,372,855

BUDGET CHANGES ADD/DRAWDOWN DETAIL

Date	Description	Add'd Funds Amt	Drawdown Amt
12/13/2023	<i>Budget Establishment - Measure LA funding as per White Paper dated 11/3/2023 and approved on 11/22/23. This request will setup the original budget for 40J-429.02 Infrastructure - Campus-Wide Hydronic Lines Repair & Flush System - Mission.</i>	\$2,647,203	
12/18/2023	<i>40J-129.02 Infrastructure - North Campus Hydronic Lines Replacement - City - original budget establishment and Measure LA funding per approved White Paper dated 11/22/2023. The project scope will include replacement of existing undersized and deteriorating heating hot water and chilled water lines and upsize the existing Central Plant's capacity. This piping replacement is for the entire North half of the campus as the South campus will be done on the Central Quad project due to the time constraints for the Cesar Chavez Project.</i>	\$51,129,520	
12/20/2023	<i>Budget Establishment - Measure LA funding as per White Paper dated 10/31/2023 and approved on 11/22/23. This request will setup the original budget for 40J-429.03 Infrastructure - Culinary Arts Grease Interceptor Replacement and Sewer Repairs - Mission.</i>	\$2,952,543	
12/27/2023	<i>40J-J29 Infrastructure - Program Management - Multi-Campus - original budget establishment and release of Measure LA funding per the approved White Paper dated 11/29/2023, attached. These projects will support the Districtwide college bond Infrastructure projects for the next three years.</i>	\$3,248,640	
03/20/2024	<i>40J-829.02 Infrastructure - Hydronic Line Replacement - Valley - Original budget establishment of Measure LA funding as per White Paper dated 01/05/24 and approved on 01/24/24. See attached White Paper for additional information.</i>	\$40,569,622	
04/02/2024	<i>40J-329.01 Infrastructure - Campus Wide Hydronic Lines Replacement - Harbor - Measure LA Original budget establishment of funding as per White Paper dated 2/28/2024. See attached White Paper for additional information.</i>	\$36,578,279	
04/10/2024	<i>40J-292.03 Infrastructure - Domestic Water Pump Control Panel Replacement - East - Measure LA Original budget establishment of funding as per White Paper dated 2/06/2024. See attached White Paper for additional information.</i>	\$561,910	
04/17/2024	<i>40J-229.04 Infrastructure - Campus-wide Electrical Vaults Retrofit - East - Original budget establishment per the approved White Paper dated 2/6/2024. See attached White Paper for additional information.</i>	\$4,980,392	
04/17/2024	<i>40J-429.04 Infrastructure - Campus-wide Electrical Equipment Replacement - Mission - Measure LA Original budget establishment per approved White Paper dated 02/08/2024. See attached document for additional information.</i>	\$6,469,077	

Districtwide Initiatives

College Budget Changes/Adjustments Overview

40J- Infrastructure Program

BUDGET CHANGES ADD/DRAWDOWN DETAIL (Continued)

Date	Description	Add'd Funds Amt	Drawdown Amt
04/17/2024	40J-429.05 Infrastructure - Campus-Wide Site Lighting Replacement -Mission - Measure LA Original budget establishment per the approved White Paper dated 2/06/2024. See attached document for additional information.	\$6,852,316	
04/19/2024	40J-229.02 Infrastructure - Storm Drain Replacement Math and Science Building - East - Measure LA Original budget establishment of funding as per White Paper dated 02/06/2024. See attached White Paper for additional information.	\$1,457,961	
06/10/2024	40J-929.01 Infrastructure - Campus-Wide Electrical Equipment Replacement - West Measure LA original budget establishment per the approved White Paper dated 01/25/2024. See attached document for additional information.	\$5,682,627	
06/10/2024	40J-229.05 Infrastructure - Storm Drain Replacement at Parking Structure 3-D1 - East Original budget establishment per the approved White Paper dated 02/06/2024. See attached White Paper for additional information.	\$603,173	
06/10/2024	40J-629.02 Infrastructure - Campus-Wide Hydronic Lines Replacement - Southwest Original budget establishment per the approved White Paper dated 05/03/2024. See attached document for further information.	\$29,666,761	
06/10/2024	40J-529.02 Infrastructure - Flooding at Alder Building - Pierce - Measure LA original budget establishment per the approved White Paper dated 03/06/2024. See attached document for additional information.	\$3,392,957	
07/16/2024	40J-329.02 Infrastructure - CDC Building Waste Line Replacement - Harbor original budget establishment and Measure LA funding per approved White Paper dated 4/10/2024. See attached document for additional information.	\$3,416,514	
08/08/2024	40J-929.03 Infrastructure - College Boulevard Lighting and Roadway Improvements - West Measure LA Original budget establishment per the approved White Paper dated 3/6/2024. See attached document for additional information.	\$11,299,973	
08/08/2024	40J-229.01 Infrastructure - Storm Water Line Replacement - Building F5 - East Measure LA Original budget establishment per the approved White Paper dated 5/14/2024. See attached document for additional information.	\$993,276	
08/16/2024	40J-929.02 Infrastructure - Domestic and Fire Water Pumps Replacement - West - Original budget Establishment of Measure LA funding per White Paper dated 6/19/2024. See attached document for additional information.	\$5,870,111	

Districtwide Initiatives

College Budget Changes/Adjustments Overview

40J- Mass Notification

BUDGET CHANGES

The following budget changes that impact the college funding level are approved by or coordinated with the district; as a result of a reconciliation, analysis, or receipt of additional funds (i.e.: settlements, grants, rebates etc.).

Description	Amount
Fund Total (July 2016 Dashboard)	\$0
Add/Drawdown Net	\$10,602,221
	\$10,602,221

BUDGET CHANGES ADD/DRAWDOWN DETAIL

Date	Description	Add'd Funds Amt	Drawdown Amt
05/14/2020	40J-415.01 - Mass Notification Phase 1 - Mission - Initial Measure CC Project Budget Establishment per fully executed Measure CC funding request dated 4/30/2020. Please see attached documents for further reference.	\$1,209,397	
05/14/2020	40J-715.01 - Mass Notification Phase 1 - Trade - Initial Measure CC Project Budget Establishment per fully executed Measure CC funding request dated 4/30/2020. Please see attached documents for further reference.	\$1,209,397	
05/14/2020	40J-215.01 - Mass Notification Phase 1 - East - Initial Measure CC Project Budget Establishment per fully executed Measure CC funding request dated 4/30/2020. Please see attached documents for further reference.	\$1,209,397	
05/14/2020	40J-315.01 - Mass Notification Phase 1 - Harbor - Initial Measure CC Project Budget Establishment per fully executed Measure CC funding request dated 4/30/2020. Please see attached documents for further reference.	\$927,050	
05/14/2020	40J-515.01 - Mass Notification Phase 1 - Pierce - Initial Measure CC Project Budget Establishment per fully executed Measure CC funding request dated 4/30/2020. Please see attached documents for further reference.	\$1,491,742	
05/14/2020	40J-615.01 - Mass Notification Phase 1 - Southwest - Initial Measure CC Project Budget Establishment per fully executed Measure CC funding request dated 4/30/2020. Please see attached documents for further reference.	\$927,050	
05/14/2020	40J-815.01 - Mass Notification Phase 1 - Valley - Initial Measure CC Project Budget Establishment per fully executed Measure CC funding request dated 4/30/2020. Please see attached documents for further reference.	\$1,209,397	
05/14/2020	40J-915.01 - Mass Notification Phase 1 - West - Initial Measure CC Project Budget Establishment per fully executed Measure CC funding request dated 4/30/2020. Please see attached documents for further reference.	\$1,209,397	
05/14/2020	40J-115.01 - Mass Notification Phase 1 - City - Initial Measure CC Project Budget Establishment per fully executed Measure CC funding request dated 4/30/2020. Please see attached documents for further reference.	\$1,209,397	

Districtwide Initiatives

College Budget Changes/Adjustments Overview

40J- New Emerging Technology

BUDGET CHANGES

The following budget changes that impact the college funding level are approved by or coordinated with the district; as a result of a reconciliation, analysis, or receipt of additional funds (i.e.: settlements, grants, rebates etc.).

Description	Amount
Fund Total (July 2016 Dashboard)	\$0
Add/Drawdown Net	\$15,770,894
	\$15,770,894

BUDGET CHANGES ADD/DRAWDOWN DETAIL

Date	Description	Add'd Funds Amt	Drawdown Amt
01/28/2021	40J-J24 New Emerging Technology - Original Budget establishment per fully executed Measure CC funding request dated 12/9/2020	\$22,000,000	
02/06/2024	<p><i>This budget Change-1340-CC is to de-scope the New Emerging Technology program per the approved White Paper dated 12/4/2023 attached. This is part 1 of 2 budget transactions to correct the funding of the Digital Twin Meta-Tech Initiative. Budget Changes-1314-CC was processed incorrectly under 40J-J23 Alternative Energy instead of 40J-J24 New Emerging Technology.</i></p> <p><i>The budget Changes-1339-CC is attached for reference and returns the funds back to the 40J-J23 Alternative Energy program. Also, budget Changes-1314-CC is attached for additional information.</i></p>		(\$521,310)
07/03/2024	40J-J24 New Emerging Technology - Budget Change to reduce the overall budget under the New Emerging Technology project to fund the approved Climate Action Roadmap projects as approved per the White Paper dated 06/03/24.		(\$2,000,000)
09/05/2024	<p>40J-J24.00 New Emerging Technology - Descope to fund 40J-J35 Digital Twin Meta-Tech Initiative for all nine colleges Phase 2 & 3. Refer to the attached White Paper dated 8/26/2024 for additional information.</p> <p><i>This is being processed concurrently with deductive changes 40J-J22 Changes-0011-CC which descope the projects and additive 40J-J35 Changes-1433-CC Digital Twin Meta-Tech Initiative to fund the Digital Twin Meta-Tech Initiative.</i></p>		(\$3,707,796)

Districtwide Initiatives

College Budget Changes/Adjustments Overview

40J- Safety and Security Improvements

BUDGET CHANGES

The following budget changes that impact the college funding level are approved by or coordinated with the district; as a result of a reconciliation, analysis, or receipt of additional funds (i.e.: settlements, grants, rebates etc.).

Description	Amount
Fund Total (July 2016 Dashboard)	\$0
Add/Drawdown Net	\$1,652,080
	\$1,652,080

BUDGET CHANGES ADD/DRAWDOWN DETAIL

Date	Description	Add'd Funds Amt	Drawdown Amt
12/06/2019	40J-818.00 Coldwater Canyon Extension – Safety and Security Improvements – Project Budget Establishment – Measure CC funding as per approved white paper dated 10/10/19, titled, "Measure CC/District Deferred/SMP Fund Project Request".	\$3,042,802	
05/08/2020	40J-818.01 College Road North – Safety and Security Improvements – Project Budget Establishment – Measure CC funding as per approved white paper dated 4/9/20	\$188,182	
08/26/2020	40J-318.00 Campus Wide Safety and Security Improvement - Project Budget Establishment per the fully executed white paper on August 6, 2020. Please see attached documents for further reference.	\$241,869	
10/19/2020	Budget Change - Measure CC funds to College Road North – Safety and Security Improvements project (40J-818.01) per executed White Paper dated 9/22/20. The executed White Paper was for approval of additional Measure CC funds to be sent to the College Road North – Safety and Security Improvements project (40J-818.01) from the Measure CC Bond. These additional Measure CC funds are for Design use only, due to the design changes stemming from the Cardno report which changed the design significantly, and led to a task order from the AOR (Carrier Johnson) that exceeded the Design budget significantly.	\$32,988	
10/29/2021	Budget Change - Rebaseline 40J-818.00 (Coldwater Canyon Extension - Safety and Security Improvements) project and transfer Measure CC funds from 40J-818.00 project to Measure CC Bond per executed White Paper dated 10/19/21		(\$1,789,456)
11/08/2021	Budget Change - Rebaseline 40J-818.01 (College Road North - Safety and Security Improvements) project and transfer Measure CC funds from Measure CC Bond to 40J-818.01 project to per executed White Paper dated 10/27/21	\$32,570	
01/03/2024	40J-818.01 - College Road North - Safety and Security Improvements- Movement of excess funds to 50A-A01, per approved white paper dated 11/17/23		(\$96,875)

Districtwide Initiatives

College Budget Changes/Adjustments Overview

40J- Security Cameras

BUDGET CHANGES

The following budget changes that impact the college funding level are approved by or coordinated with the district; as a result of a reconciliation, analysis, or receipt of additional funds (i.e.: settlements, grants, rebates etc.).

Description	Amount
Fund Total (July 2016 Dashboard)	\$0
Add/Drawdown Net	\$18,852,630
	\$18,852,630

BUDGET CHANGES ADD/DRAWDOWN DETAIL

Date	Description	Add'd Funds Amt	Drawdown Amt
11/22/2019	40J-J14.01 Security Cameras Phase 1- Project budget establishment per the fully executed Measure CC funding request dated 11/6/2019. Please see attached documents for further reference.	\$598,800	
11/22/2019	Budget transfer from 40J-J13.02 - Cameras and Video Surveillance to 40J-J14.01 - Security Cameras Phase 1 to establish budget per the fully executed Measure CC funding request dated 11/6/2019. Please see attached documents for further reference.	\$16,101,200	
03/31/2020	40J-314.01 Security Cameras Phase 1 - Harbor- Project Budget Rebaseline per fully executed Measure CC Fund Request dated 3/10/2020. Refer to attached document for further reference.	\$208,915	
03/31/2020	40J-614.01 Security Cameras Phase 1 - Southwest - Project Budget Rebaseline per fully executed Measure CC Fund Request dated 3/10/2020. Refer to attached document for further reference.	\$249,473	
03/31/2020	40J-714.01 Security Cameras Phase 1 - Trade - Project Budget Rebaseline per fully executed Measure CC Fund Request dated 3/10/2020. Refer to attached document for further reference.	\$236,467	
03/31/2020	40J-D14.01 Security Cameras Phase 1 - District HQ - Project Budget Rebaseline per fully executed Measure CC Fund Request dated 3/10/2020. Refer to attached document for further reference.	\$45,115	
03/31/2020	40J-814.01 Security Cameras Phase 1 - Valley - Project Budget Rebaseline per fully executed Measure CC Fund Request dated 3/10/2020. Refer to attached document for further reference.	\$182,972	
03/31/2020	40J-914.01 Security Cameras Phase 1 - West - Project Budget Rebaseline per fully executed Measure CC Fund Request dated 3/10/2020. Refer to attached document for further reference.	\$158,676	
03/31/2020	40J-114.01 Security Cameras Phase 1 - City - Project Budget Rebaseline per fully executed Measure CC Fund Request dated 3/10/2020. Refer to attached document for further reference.	\$285,043	
03/31/2020	40J-214.01 Security Cameras Phase 1 - East - Project Budget Rebaseline per fully executed Measure CC Fund Request dated 3/10/2020. Refer to attached document for further reference.	\$282,994	

Districtwide Initiatives

College Budget Changes/Adjustments Overview

40J- Security Cameras

BUDGET CHANGES ADD/DRAWDOWN DETAIL (Continued)

Date	Description	Add'd Funds Amt	Drawdown Amt
03/31/2020	<i>40J-414.01 Security Cameras Phase 1 - Mission - Project Budget Rebaseline per fully executed Measure CC Fund Request dated 3/10/2020. Refer to attached document for further reference.</i>	\$242,645	
03/31/2020	<i>40J-514.01 Security Cameras Phase 1 - Pierce - Project Budget Rebaseline per fully executed Measure CC Fund Request dated 3/10/2020. Refer to attached document for further reference.</i>	\$260,330	

Districtwide Initiatives

College Budget Changes/Adjustments Overview

40J- Security Network Infrastructure

BUDGET CHANGES

The following budget changes that impact the college funding level are approved by or coordinated with the district; as a result of a reconciliation, analysis, or receipt of additional funds (i.e.: settlements, grants, rebates etc.).

Description	Amount
Fund Total (July 2016 Dashboard)	\$0
Add/Drawdown Net	\$4,250,000
	\$4,250,000

BUDGET CHANGES ADD/DRAWDOWN DETAIL

Date	Description	Add'd Funds Amt	Drawdown Amt
11/22/2019	40J-J20.01 - Security Network Infrastructure - Project budget establishment per the fully executed Measure CC funding request dated 11/6/2019. Please see attached documents for further reference.	\$4,250,000	

Districtwide Initiatives

College Budget Changes/Adjustments Overview

40J- Storm Water

BUDGET CHANGES

The following budget changes that impact the college funding level are approved by or coordinated with the district; as a result of a reconciliation, analysis, or receipt of additional funds (i.e.: settlements, grants, rebates etc.).

Description	Amount
Fund Total (July 2016 Dashboard)	\$22,994,380
Add/Drawdown Net	\$85,215,173
	\$108,209,553

BUDGET CHANGES ADD/DRAWDOWN DETAIL

Date	Description	Add'd Funds Amt	Drawdown Amt
09/14/2016	<i>This transfer corresponds with PBTF# LASC-SW-03 to recognize savings from completed Project 40J-609 (Southwest-Storm Water Implementation).</i>	\$50,230	
09/14/2016	<i>This transfer corresponds with PBTF# LASC-SW-01 to recognize savings from complete Project 40J-609.01 (Southwest-Campus Wide Collection System).</i>	\$8,946	
09/14/2016	<i>Project 40J-609.02 (Southwest-Storm Water Pony Wall) is complete. This transfer is to move the project savings to 40J-J09 (Storm Water Implementation-Owner's Reserve).</i>		(\$80,346)
09/14/2016	<i>This transfer corresponds with PBTF# LAMC-SW-01 to recognize savings from cancelled Project 40J-409.01 (Mission-East Campus Storm Water Mitigation).</i>	\$38,046	
09/14/2016	<i>This transfer corresponds with PBTF# WLAC-SW-04 to recognize savings from completed Project 40J-909.02 (West-Storm Water Project#2,#3,#4).</i>	\$41,342	
09/14/2016	<i>Project 40J-909.02 (Storm Water Project #2, #3, #4) is complete. This transfer is to move the project savings to 40J-J09 (Storm Water Implementation-Owners Reserve).</i>		(\$41,342)
09/14/2016	<i>This transfer corresponds with PBTF# LASC-SW-02 to recognize savings from completed project 40J-609.02 (Southwest-Storm Water Pony Wall).</i>	\$80,346	
09/14/2016	<i>Project 40J-609.01 (Storm Water Campus wide Collection System) is complete. This transfer is to move the project savings to 40J-J09 (Storm Water Implementation-Owner's Reserve).</i>		(\$8,946)
09/14/2016	<i>Project 40J-609 (Southwest-Storm Water Implementation) is complete. This transfer is to move the project savings to 40J-J09 (Storm Water Implementation-Owner's Reserve).</i>		(\$50,230)
09/14/2016	<i>This transfer corresponds with PBTF# LAMC-SW-02 to recognize savings from deferred Project 40J-409.03 (Mission-Zone 5 Swale with Gravel Detention Basin).</i>	\$9,110	
09/14/2016	<i>Transfer remaining savings from cancelled Project 40J-409.01 (Mission-East Campus Storm Water Mitigation) to 40J-J09 (Storm Water Implementation-Owner's Reserve).</i>		(\$38,046)
09/14/2016	<i>Transfer remaining savings from deferred Project 40J-409.03 (Mission-Zone 5 Swale with Gravel Detention Basin) to 40J-J09 (Storm Water Implementation-Owner's Reserve).</i>		(\$9,110)
10/31/2016	<i>Reallocation - Transfer from the Storm Water Implementation - Program Reserve (40J-J09) to Valley Storm Water Implementation (40J-809) per white paper dated 10/05/16 (attached).</i>	\$500,000	

Districtwide Initiatives

College Budget Changes/Adjustments Overview

40J- Storm Water

BUDGET CHANGES ADD/DRAWDOWN DETAIL (Continued)

Date	Description	Add'd Funds Amt	Drawdown Amt
11/17/2016	<i>Reallocation - Transfer from the Storm Water Implementation - Program Reserve (40J-J09) to Valley Storm Water Implementation (40J-809) per white paper dated 10/05/16 (attached).</i>		(\$500,000)
01/20/2017	<i>Reallocation - Transfer from the District Bond Contingency (40J-J99) to Valley Storm Water Implementation (40J-809) per white paper dated 120/02/16.</i>	\$304,357	
05/30/2018	<i>40J-J09 Storm Water Implementation - Initial Project Budget Establish per the fully executed Measure CC funding request. Please see attached documents for further reference.</i>	\$9,000,000	
08/31/2018	<i>This request is to establish Measure CC budget for Project 40J-309.05 Harbor Stormwater - Location #3 Area C Bio-Filtration Planters. Per the enclosed Measure CC white paper for additional funding request, this is an original budget request for additional Measure CC funds to address the budget shortfall caused due to high construction cost estimates.</i>	\$373,851	
08/31/2018	<i>This request is to establish Measure CC budget for Project 40J-309.03 Harbor Stormwater Location #2 Basin Bioretention. Per the enclosed Measure CC white paper for additional funding request, this is an original budget request for additional Measure CC funds to address the budget shortfall caused due to high construction cost estimates.</i>	\$226,236	
08/31/2018	<i>This request is to establish Measure CC budget for Project 40J-309.04 Harbor Stormwater Pre-Treatment. Per the enclosed Measure CC white paper for additional funding request, this is an original budget request for additional Measure CC funds to address the budget shortfall caused due to high construction cost estimates.</i>	\$414,655	
04/25/2019	<i>40J-509.03 Parking Lot 8 Biofiltration New Construction Project - Project budget establishment per fully executed Measure CC Fund /Project Request for Storm Water Projects white paper dated 3/8/2019. Please see attached documents for further reference.</i>	\$1,407,505	
04/25/2019	<i>40J-509.02 Stadium Parking Lot 5 Biofiltration New Construction Project - Project budget establishment per fully executed Measure CC Fund /Project Request for Storm Water Projects white paper dated 3/8/2019. Please see attached documents for further reference.</i>	\$2,307,255	
04/25/2019	<i>40J-509.04 North Equestrian Area Biofiltration New Construction Project - Project budget establishment per fully executed Measure CC Fund /Project Request for Storm Water Projects white paper dated 3/8/2019. Please see attached documents for further reference.</i>	\$1,636,483	
05/09/2019	<i>40J-309.07 Harbor Stormwater - Southern Campus Biofiltration - Project Budget Establishment per the fully executed Measure CC white paper. Please see attached documents for further reference.</i>	\$2,472,164	
05/09/2019	<i>40J-309.06 Harbor Stormwater - Central Underground Infiltration - Project Budget Establishment per the fully executed Measure CC white paper. Please see attached documents for further reference.</i>	\$2,375,715	
05/09/2019	<i>40J-309.08 Harbor Stormwater - West Campus Underground Infiltration - Project Budget Establishment per the fully executed Measure CC white paper. Please see attached documents for further reference.</i>	\$4,883,761	
05/10/2019	<i>40J-409.04 Stormwater Mitigation - South Arroyo - Project Budget Establishment per the approved Measure CC funding request executed 04/02/19. Please see attached documents for further reference.</i>	\$8,618,371	

Districtwide Initiatives

College Budget Changes/Adjustments Overview

40J- Storm Water

BUDGET CHANGES ADD/DRAWDOWN DETAIL (Continued)

Date	Description	Add'd Funds Amt	Drawdown Amt
06/04/2019	40J-609.04 Southwest Stormwater - Electrical Substation Drainage Improvement - Project Budget Establishment per the fully executed Measure CC white paper. Please see attached documents for further reference.	\$754,754	
06/04/2019	40J-609.03 Southwest Stormwater - East Campus Underground Infiltration - Project Budget Establishment per the fully executed Measure CC white paper. Please see attached documents for further reference.	\$4,731,357	
09/30/2019	40J-909.05 West - Football Field - Storm Water Implementation - Project Budget Establishment per the Measure CC funding requested in the White Paper fully executed on 7/30/19. Please see attached documents for further resources.	\$1,693,194	
10/18/2019	40J-909.06 West - Northwest Area - Storm Water Implementation - Project Budget Establishment per the Measure CC funding requested in the White Paper fully executed on July 30, 2019. Please see attached documents for further resources.	\$2,922,794	
11/11/2019	40J-909.07 West - Parking Lot 5 - Storm Water Implementation - Project Budget Establishment per the Measure CC funding requested in the White Paper fully executed on 9/5/19. Please see attached documents for further resources.	\$1,262,340	
11/12/2019	40J-909.08 West - Baseball Field - Storm Water Implementation - Project Budget Establishment per the Measure CC funding requested in the White Paper fully executed on 9/5/19. Please see attached documents for further resources.	\$878,534	
11/20/2019	40J-209.02 Corporate Center - Storm Water Implementation - Project Budget Establishment - Measure CC funding as per approved white paper dated 10/23/19.	\$928,207	
11/20/2019	40J-209.03 ELAC Central Drainage Area - Storm Water Implementation - Project Budget Establishment - Measure CC funding as per approved white paper dated 10/23/19.	\$13,064,762	
11/20/2019	40J-209.04 ELAC East Drainage Area - Storm Water Implementation - Project Budget Establishment - Measure CC funding as per approved white paper dated 10/23/19.	\$13,062,087	
12/06/2019	40J-809.02 Coldwater Canyon Extension – Stormwater and Roadway Improvements – Project Budget Establishment – District Deferred funding per approved white paper dated 10/10/19, titled, "Measure CC/District Deferred/SMP Fund Project Request".	\$717,046	
12/06/2019	40J-809.02 Coldwater Canyon Extension – Stormwater and Roadway Improvements – Project Budget Establishment – Measure CC funding as per approved white paper dated 10/10/19, titled, "Measure CC/District Deferred/SMP Fund Project Request".	\$2,194,914	
12/06/2019	40J-809.02 Coldwater Canyon Extension – Stormwater and Roadway Improvements – Project Budget Establishment – SMP funding as per approved white paper dated 10/10/19, titled, "Measure CC/District Deferred/SMP Fund Project Request".	\$656,000	

Districtwide Initiatives

College Budget Changes/Adjustments Overview

40J- Storm Water

BUDGET CHANGES ADD/DRAWDOWN DETAIL (Continued)

Date	Description	Add'd Funds Amt	Drawdown Amt
12/13/2019	<i>Budget Change – LAUSD funding reimbursement for 40J-809.01 Storm Water Improvements– Hatteras Street project per approved white paper dated 12/2/2016 12/2/2016, titled, "Transfer of funds". The white paper detailed the transfer of 40J funds from the District Bond Contingency to the 40J-809.00 (Storm Water Implementation-Valley) project (before the budget and expenditures were separated under the 40J-809.01 project). Reimbursement was required from LAUSD due to LACCD performing the paving scope of work for the 40J-809.01 Storm Water Improvements - Hatteras street project even though it had been agreed upon (per the Development Agreement) for LAUSD to perform the work.</i>	\$440,325	
02/05/2020	<i>40J-609.09 Southwest Stormwater - Elevator Areas Drainage Improvement - Project Budget Establishment per the fully executed Measure CC white paper. Please see attached documents for further reference.</i>	\$644,104	
02/05/2020	<i>40J-609.06 Southwest Stormwater - Central Campus Underground Infiltration - Project Budget Establishment per the fully executed Measure CC white paper. Please see attached documents for further reference.</i>	\$11,214,657	
02/05/2020	<i>40J-609.07 Southwest Stormwater - M&O Wash Down Area - Project Budget Establishment per the fully executed Measure CC white paper. Please see attached documents for further reference.</i>	\$746,524	
02/28/2020	<i>40J-609.05 Southwest Stormwater - West Campus Underground Infiltration - Project Budget Establishment per the fully executed Measure CC white paper. Please see attached documents for further reference.</i>	\$8,031,579	
02/28/2020	<i>40J-609.08 Southwest Stormwater - Football Bleachers Erosion Control - Project Budget Establishment per the fully executed Measure CC white paper. Please see attached documents for further reference.</i>	\$1,628,593	
03/09/2020	<i>Budget Change - Storm Water Improvements - Hatteras Street (40J-809.01) to District Bond Contingency (40J-J99) per approved white paper dated 12/2/2016</i>		(\$304,357)
03/31/2020	<i>40J-409.05 Northwest Parking Structure Site Drainage - Storm Water Mitigation per the approved Measure CC funding request executed 01/31/2020. Please see attached documents for further reference.</i>	\$872,314	
04/28/2020	<i>40J-209.03 ELAC Central Drainage Area - Storm Water Implementation - Budget Change - Deferral as per approved deferral white paper dated 4/13/20.</i>		(\$13,059,913)
04/30/2020	<i>40J-809.06 Southwest Campus – Stormwater Implementation and Roadway Improvements – Project Budget Establishment – Measure CC funding as per approved White Paper dated 3/23/20, titled, "Measure CC Fund / Project Request"</i>	\$5,390,611	
05/08/2020	<i>40J-809.03 College Road North – Stormwater Implementation and Roadway Improvements – Project Budget Establishment – District Deferred funding as per approved white paper dated 4/9/20</i>	\$536,325	
05/08/2020	<i>40J-809.03 College Road North – Stormwater Implementation and Roadway Improvements – Project Budget Establishment – Measure CC funding as per approved white paper dated 4/9/20</i>	\$1,855,159	

Districtwide Initiatives

College Budget Changes/Adjustments Overview

40J- Storm Water

BUDGET CHANGES ADD/DRAWDOWN DETAIL (Continued)

Date	Description	Add'd Funds Amt	Drawdown Amt
05/08/2020	40J-809.04 College Road South – Stormwater Implementation and Roadway Improvements – Project Budget Establishment – Measure CC funding as per approved white paper dated 4/9/20	\$1,673,110	
05/08/2020	40J-809.04 College Road South – Stormwater Implementation and Roadway Improvements – Project Budget Establishment – District Deferred funding as per approved white paper dated 4/9/20	\$80,388	
06/22/2020	Budget Change - Transfer \$211,836.51 from 50A-A01.00 Measure CC Bond to 40J-109.01 City - Storm Water North Campus to reflect Project Estimate Worksheet dated 05/04/2020 as per white paper approved on 06/13/2020. Please refer to attached documents.	\$211,837	
07/01/2020	40J-109.05 City - Storm Water North Heliotrope Drive - Original Measure CC Budget Establishment per white paper approved on 06/13/2020.	\$464,059	
07/01/2020	40J-109.03 City - Storm Water South Campus - Original Measure CC Budget Establishment per white paper approved on 06/13/2020.	\$1,561,262	
07/01/2020	40J-109.02 City - Storm Water Central Quad - Original Measure CC Budget Establishment per white paper approved on 06/13/2020.	\$3,650,083	
07/01/2020	40J-109.04 City - Storm Water Parking Lots 1 & 2 - Original Measure CC Budget Establishment per white paper approved on 06/13/2020.	\$2,319,513	
08/26/2020	40J-309.09 Harbor Stormwater - Location 1 West Drainage Improvement - Project Budget Establishment per the fully executed white paper on August 6, 2020. Please see attached documents for further reference.	\$948,065	
10/19/2020	Budget Change - Measure CC funds to College Road South– Stormwater Implementation and Roadway Improvements project (40J-809.04) per executed White Paper dated 9/22/20. The executed White Paper was for approval of additional Measure CC funds to be sent to the College Road South – Stormwater Implementation and Roadway Improvements project (40J-809.04) from the Measure CC Bond. These additional Measure CC funds are for Design use only, due to the design changes stemming from the Cardno report which changed the design significantly, and led to a task order from the AOR (Carrier Johnson) that exceeded the Design budget significantly.	\$105,343	
10/19/2020	Budget Change - Measure CC funds to College Road North – Stormwater Implementation and Roadway Improvements project (40J-809.03) per executed White Paper dated 9/22/20. The executed White Paper was for approval of additional Measure CC funds to be sent to the College Road North – Stormwater Implementation and Roadway Improvements project (40J-809.03) from the Measure CC Bond. These additional Measure CC funds are for Design use only, due to the design changes stemming from the Cardno report which changed the design significantly, and led to a task order from the AOR (Carrier Johnson) that exceeded the Design budget significantly.	\$88,641	
06/03/2021	40J-209.05 ELAC North East Drainage Area - Storm Water Implementation - Project Budget Establishment - Measure CC funding as per approved white paper dated 5/21/21.	\$2,803,413	
06/03/2021	40J-909.10 West - Soccer Field Deep Dry Well Storm Water Filtration Project - Project Budget Establishment per the Measure CC funding requested in the White Paper fully executed on 4/14/21. Please see attached documents for further resources.	\$938,921	

Districtwide Initiatives

College Budget Changes/Adjustments Overview

40J- Storm Water

BUDGET CHANGES ADD/DRAWDOWN DETAIL (Continued)

Date	Description	Add'd Funds Amt	Drawdown Amt
06/03/2021	<i>Budget Change - Rebaseline 40J-809.06 (Southwest Campus - Stormwater Implementation and Roadway Improvements) project and transfer Measure CC funds from 40J-809.06 project to Measure CC Bond per executed White Paper dated 5/17/21</i>		(\$3,494,688)
10/26/2021	<i>Inter-Project Budget Transfer #CHANGES-0786-CC transfers Measure CC fund from Parking Lot 8 Biofiltration (40J-509.03) project to Measure CC bond account (50A-A01.00) per approved White Paper dated 9/21/21. The project has been cancelled to use the release funds on priority projects. The total budget to be transferred from the cancelled project is \$1,403,592.00. The overall project budget for Parking Lot 8 Biofiltration (40J-509.03) project will be decreased from \$1,407,505.00 to \$3,913.00 for the expended amount on Project Management.</i>		(\$1,403,592)
10/26/2021	<i>Inter-Project Budget Transfer #CHANGES-0787-CC transfers Measure CC fund from North Equestrian Area Biofiltration (40J-509.04) project to Measure CC bond account (50A-A01.00) per approved White Paper dated 9/21/21. The project has been cancelled to use the release funds on priority projects. The total budget to be transferred from the cancelled project is \$1,633,029.00. The overall project budget for Parking Lot 8 Biofiltration (40J-509.03) project will be decreased from \$1,636,483.00 to \$3,454.00 for the expended amount on Project Management.</i>		(\$1,633,029)
10/27/2021	<i>Inter-Project Budget Transfer #ORIGINAL-0461-CC establishes original Measure CC fund budget from Measure CC bond account to Northeast North - Storm Water Implementation (40J-509.05) project per approved White Paper dated 9/21/21. The total budget to be transferred to cover the design phase of the project is \$2,170,875.00.</i>	\$2,170,875	
10/27/2021	<i>Inter-Project Budget Transfer #ORIGINAL-0462-CC establishes original Measure CC fund budget from Measure CC bond account to Northeast NSouth - Storm Water Implementation (40J-509.056) project per approved White Paper dated 9/21/21. The total budget to be transferred to cover the design phase of the project is \$1,710,150.00.</i>	\$1,710,150	
10/29/2021	<i>Budget Change - Rebaseline 40J-809.02 (Coldwater Canyon Extension - Stormwater and Roadway Improvements) project and transfer Measure CC funds from 40J-809.02 project to Measure CC Bond per executed White Paper dated 10/19/21</i>		(\$1,338,945)
11/03/2021	<i>40J-609.05 - Southwest Stormwater - West Campus Underground Infiltration - Project Budget Change per the fully executed white paper on 10/19/2021 due to project cancellation. Please see attached documents for further reference.</i>		(\$8,029,363)
11/03/2021	<i>40J-609.06 - Southwest Stormwater - Central Campus Underground Infiltration - Project Budget Change per the fully executed white paper on 10/19/2021 due to project cancellation. Please see attached documents for further reference.</i>		(\$11,208,690)
11/04/2021	<i>Budget Change - Rebaseline 40J-809.03 (College Road North - Stormwater Implementation and Roadway Improvements) project and transfer Measure CC funds from 40J-809.03 project to Measure CC Bond per executed White Paper dated 10/27/21</i>		(\$22,729)
11/04/2021	<i>Budget Change - Rebaseline 40J-809.04 (College Road South - Stormwater Implementation and Roadway Improvements) project and transfer Measure CC funds from 40J-809.04 project to Measure CC Bond per executed White Paper dated 10/27/21</i>		(\$13,165)

Districtwide Initiatives

College Budget Changes/Adjustments Overview

40J- Storm Water

BUDGET CHANGES ADD/DRAWDOWN DETAIL (Continued)

Date	Description	Add'd Funds Amt	Drawdown Amt
01/18/2022	<i>This budget Change request is to rebaseline 40J-709.01 - North Quad Underground Infiltration System project and increase the budget under Measure CC fund source. The budget offset is coming from Measure CC Bond Contingency 50A-A01 account per executed White Paper dated 9/7/2021</i>	\$2,285,926	
01/19/2022	<i>This original budget request is to establish new subproject, 40J-709.04 Trade - Cedar Hall Bio-filtration System, under Measure CC fund source. The budget offset is from Measure CC Bond Contingency 50A-A01 account per fully executed White Paper dated 9/7/2021.</i>	\$285,476	
01/19/2022	<i>This original budget request is to establish new subproject, 40J-709.03 Trade - Flower Street Bio-Filtration Planters, under Measure CC fund source. The budget offset is from Measure CC Bond Contingency 50A-A01 account per fully executed White Paper dated 9/7/2021.</i>	\$731,952	
01/19/2022	<i>This original budget request is to establish new subproject, 40J-709.02 Trade - Olive Street parking Structure Bio-Filtration System, under Measure CC fund source. The budget offset is from Measure CC Bond Contingency 50A-A01 account per fully executed White Paper dated 9/7/2021.</i>	\$1,770,208	
03/10/2022	<i>Project Re-baseline of 40J-409.05 Northwest Parking Structure & add'l funds request from the Storm Water Reserve based on approved white paper dated 2/24/2022.</i>	\$248,019	
03/17/2022	<i>Project Re-baseline of 40J-409.04 South Arroyo project & movement of excess funds to the Storm Water Reserve based on approved white paper dated 2/24/2022.</i>		(\$4,280,111)
07/14/2022	<i>Budget Change - 40J-209.02 project re-baseline per approved white paper dated 6/22/2022.</i>	\$905,629	
07/31/2023	<i>40J-609.08 Southwest Stormwater - Football Bleachers Erosion Control per white paper dated 7/6/2023 under Measure CC. See Attachment.</i>	\$333,661	
08/03/2023	<i>Budget Change - 40J-609.03 Southwest Stormwater - East Campus Underground Infiltration project re-baseline per white paper dated 7/6/2023.</i>		(\$1,146,957)
08/08/2023	<i>Budget Change 40J-609.04 Southwest Stormwater - Electrical Substation Drainage Improvement per white paper dated 7/6/2023 under Measure CC. See Attachment.</i>	\$48,232	
08/14/2023	<i>This One-Sided Project Budget Transfer #CHANGES-1208-Grant is to establish the Safe Clean Water Grant allotment for Design Phase to Stadium Parking Lot 5 Biofiltration (40J-509.02) project per approved Transfer Agreement of the Safe Clean Water Program - Regional Program dated October 20, 2021. The total approved allocation for storm water projects is \$476,697.00 with breakdown as follows: \$244,024.00 for Northeast North - Storm Water Implementation; \$197,266.00 for Northeast South- Storm Water Implementation; and \$35,407.00 for Stadium Parking Lot 5 Biofiltration projects.</i>	\$35,407	
08/14/2023	<i>This One-Sided Project Budget Transfer #CHANGES-1209-Grant is to establish the Safe Clean Water Grant allotment for Design Phase to Northeast North - Storm Water Implementation (40J-509.05) project per approved Transfer Agreement of the Safe Clean Water Program - Regional Program dated October 20, 2021. The total approved allocation is \$476,697.00 with breakdown as follows: \$244,024.00 for Northeast North - Storm Water Implementation; \$197,266.00 for Northeast South- Storm Water Implementation; and \$35,407.00 for Stadium Parking Lot 5 Biofiltration projects.</i>	\$244,024	

Districtwide Initiatives

College Budget Changes/Adjustments Overview

40J- Storm Water

BUDGET CHANGES ADD/DRAWDOWN DETAIL (Continued)

Date	Description	Add'd Funds Amt	Drawdown Amt
08/14/2023	<i>This One-Sided Project Budget Transfer #CHANGES-1210-Grant is to establish the Safe Clean Water Grant allotment for Design Phase to North East South - Storm Water Implementation (40J-509.06) project per approved Transfer Agreement of the Safe Clean Water Program - Regional Program dated October 20, 2021. The total approved allocation for storm water projects is \$476,697.00 with breakdown as follows: \$244,024.00 for Northeast North - Storm Water Implementation; \$197,266.00 for Northeast South- Storm Water Implementation; and \$35,407.00 for Stadium Parking Lot 5 Biofiltration projects.</i>	\$197,266	
08/16/2023	<i>Inter-Project Budget Transfer #CHANGES-1211-CC transfers Measure CC Bond funds from Stadium Parking Lot 5 Biofiltration (40J-509.02) project to Measure CC Bond (50A-A01.00) account per approved Transfer Agreement of the State Clean Water Program - Regional Program dated October 20, 2021 and White Paper dated 7/19/2023. The total approved storm water projects grant allocation is \$476,697.00 with breakdown as follows: \$35,407.00 for Stadium Parking Lot 5 Biofiltration (40J-509.02); \$244,024.00 for Northeast North - Storm Water Implementation; and \$197,266.00 for Northeast South - Storm Water Implementation projects. The allocation of grant fund to the projects allows the release of the Measure CC fund within these projects and returns to Measure CC Bond account in the same amount.</i>		(\$35,407)
08/17/2023	<i>Budget Change 40J-609.07 Southwest Stormwater - M&O Wash Down Area per white paper dated 7/6/2023 under Measure CC. See Attachment</i>	\$353,014	
08/21/2023	<i>Inter-Project Budget Transfer #CHANGES-1212-CC transfers Measure CC Bond funds from Northeast North - Storm Water Implementation (40J-509.05) project to Measure CC Bond (50A-A01.00) account per approved Transfer Agreement of the State Clean Water Program - Regional Program dated October 20, 2021 and White Paper dated 7/19/2023. The total approved storm water projects grant allocation is \$476,697.00 with breakdown as follows: \$35,407.00 for Stadium Parking Lot 5 Biofiltration (40J-509.02); \$244,024.00 for Northeast North - Storm Water Implementation; and \$197,266.00 for Northeast South - Storm Water Implementation projects. The allocation of grant fund to the projects allows the release of the Measure CC fund within these projects and returns to Measure CC Bond account in the same amount.</i>		(\$244,024)
08/21/2023	<i>Inter-Project Budget Transfer #CHANGES-1213-CC transfers Measure CC Bond funds from Northeast South - Storm Water Implementation (40J-509.06) project to Measure CC Bond (50A-A01.00) account per approved Transfer Agreement of the State Clean Water Program - Regional Program dated October 20, 2021 and White Paper dated 7/19/2023. The total approved storm water projects grant allocation is \$476,697.00 with breakdown as follows: \$35,407.00 for Stadium Parking Lot 5 Biofiltration (40J-509.02); \$244,024.00 for Northeast North - Storm Water Implementation; and \$197,266.00 for Northeast South - Storm Water Implementation projects. The allocation of grant fund to the projects allows the release of the Measure CC fund within these projects and returns to Measure CC Bond account in the same amount.</i>		(\$197,266)
08/30/2023	<i>Re-baseline ELAC East Drainage Area - Storm Water Implementation project budget, returning \$5,690,696.43 back to Measure CC bond, per executed White Paper dated 8/8/2023.</i>		(\$5,690,696)
09/13/2023	<i>Inter-Project Budget Transfer #CHANGES-1231-CC transfers funds from Measure CC account to 40J-909.10 Soccer Field Deep Dry Well - Storm Water Project per updated PEW due to General Construction award to GMZ Engineering and approved White Paper dated 7/10/2023. The total funds to be transferred is \$553,388.67. The overall project budget for 40J-909.10 Soccer Field Deep Dry Well - Storm Water Project will be increased from \$938,921.00 to \$1,492,309.67.</i>	\$553,389	

Districtwide Initiatives

College Budget Changes/Adjustments Overview

40J- Storm Water

BUDGET CHANGES ADD/DRAWDOWN DETAIL (Continued)

Date	Description	Add'd Funds Amt	Drawdown Amt
09/15/2023	<i>Inter-Project Budget Transfer #CHANGES-1229-CC transfers funds from Measure CC account to 40J-909.07 Parking Lot 5 - Storm Water Implementation project per updated PEW due to General Construction award to GMZ Engineering and approved White Paper dated 7/10/2023. The total funds to be transferred is \$1,291,293.60. The overall project budget for 40J-909.07 Parking Lot 5 - Storm Water Implementation project will be increased from \$1,262,339.63 to \$2,553,633.23.</i>	\$1,291,294	
09/15/2023	<i>Inter-Project Budget Transfer CHANGES-1230-CC transfers funds from Measure CC account to 40J-909.08 Baseball Field - Storm Water Implementation project per updated PEW due to General Construction award to GMZ Engineering and approved White Paper dated 7/10/2023. The total funds to be transferred is \$1,016,833.22. The overall project budget for 40J-909.08 Baseball Field - Storm Water Implementation project will be increased from \$878,533.68 to \$1,895,366.90.</i>	\$1,016,833	
09/21/2023	<i>40J-609.09 Southwest Stormwater - Elevator Areas Drainage Improvement per white paper dated 7/6/2023 under Measure CC. See Attachment.</i>	\$695,355	
09/28/2023	<i>Budget Changes - 40J-209.02- To reduce the project budget by \$1,529,537.39, due to the cancellation of the Corporate Center - Storm Water Implementation project, as per the approved white paper dated 8/28/2023.</i>		(\$1,529,537)
11/14/2023	<i>Budget Changes-1257-GRANT One-sided budget change to establish safe clean water grant for the design phase of the ELAC Northeast Drainage Area - Storm Water Implementation project, as per approved whiter paper dated 10/27/23</i>	\$60,524	
12/19/2023	<i>40J-809.04 -College Road South - Stormwater Implementation and Roadway Improvements-Movement of excess funds to 50A-A01, per approved white paper dated 11/17/23</i>		(\$359,838)
01/08/2024	<i>40J-809.03 - College Road North - Stormwater Implementation and Roadway Improvements-Decrease of Def. Maintenance Funds, per approved white paper dated 11/17/23</i>		(\$161)
01/26/2024	<i>40J-809.03 - College Road North - Stormwater Implementation and Roadway Improvements-Movement of excess funds to 50A-A01, per approved white paper dated 11/17/23</i>		(\$200,721)
03/18/2024	<i>40J-909.05 Football Field - Storm Water Implementation - Rebaseline - Additional Funds Request via white paper dated 1/29/2024. Please see attached documents for further reference.</i>		(\$769,235)
03/25/2024	<i>40J-909.06 Northwest Area - Storm Water Implementation - Rebaseline - Additional Funds Request via white paper dated 1/29/2024. Please see attached documents for further reference.</i>	\$1,955,793	
04/30/2024	<i>This is a request for the Safe Clean Water grant fund allocation for the Stormwater Implementation program in the amount of \$193,404.50. The BuildLACCD bond initially paid for the costs and this request will reimburse BuildLACCD, Measure CC bond for invoices covering March 2021 thru December 2022 periods for East (40J-209.00), Harbor (40J-309.00), Mission (40J-409.00), Pierce (40J-509.00), West (40J-909.00) per attached white paper dated 9/21/2023.</i>	\$193,405	

Districtwide Initiatives

College Budget Changes/Adjustments Overview

40J- Sustainability Program

BUDGET CHANGES

The following budget changes that impact the college funding level are approved by or coordinated with the district; as a result of a reconciliation, analysis, or receipt of additional funds (i.e.: settlements, grants, rebates etc.).

Description	Amount
Fund Total (July 2016 Dashboard)	\$0
Add/Drawdown Net	\$43,418,323
	\$43,418,323

BUDGET CHANGES ADD/DRAWDOWN DETAIL

Date	Description	Add'd Funds Amt	Drawdown Amt
04/19/2023	40J-327.01 Sustainability - LED Upgrade - Physical Education & Wellness Building – original budget establishment budget & Measure CC funding per the approved White Paper dated 03/08/2023, attached. This project will provide LED lighting retrofit to reduce electrical energy consumption and provide improved lighting and lighting control systems, if applicable.	\$215,353	
04/19/2023	40J-727.01 Sustainability - LED Upgrade - Administrative Services Building – original budget establishment budget & Measure CC funding per the approved White Paper dated 03/08/2023, attached. This project will provide LED lighting retrofit to reduce electrical energy consumption and provide improved lighting and lighting control systems, if applicable.	\$359,291	
04/19/2023	40J-227.01 Sustainability - LED Upgrade - Lecture Halls G7 - original budget establishment budget & Measure CC funding per the approved White Paper dated 03/08/2023, attached. This project will provide LED lighting retrofit to reduce electrical energy consumption and provide improved lighting and lighting control systems, if applicable.	\$66,172	
04/19/2023	40J-527.01 Sustainability - LED Upgrade - College Services Building – original budget establishment budget & Measure CC funding per the approved White Paper dated 03/08/2023, attached. This project will provide LED lighting retrofit to reduce electrical energy consumption and provide improved lighting and lighting control systems, if applicable.	\$229,187	
04/19/2023	40J-827.01 Sustainability - LED Upgrade - Community Services & Monarch Building – original budget establishment budget & Measure CC funding per the approved White Paper dated 03/08/2023, attached. This project will provide LED lighting retrofit to reduce electrical energy consumption and provide improved lighting and lighting control systems, if applicable.	\$272,934	
04/19/2023	40J-627.01 Sustainability - LED Upgrade - Athletic Field House – original budget establishment budget & Measure CC funding per the approved White Paper dated 03/08/2023, attached. This project will provide LED lighting retrofit to reduce electrical energy consumption and provide improved lighting and lighting control systems, if applicable.	\$144,039	
04/19/2023	40J-427.01 Sustainability - LED Upgrade - Collaborative Studies Building – original budget establishment budget & Measure CC funding per the approved White Paper dated 03/08/2023, attached. This project will provide LED lighting retrofit to reduce electrical energy consumption and provide improved lighting and lighting control systems, if applicable.	\$65,787	
04/19/2023	40J-127.01 Sustainability - LED Upgrade - Science & Technology Building - original budget establishment budget & Measure CC funding per the approved White Paper dated 03/08/2023, attached. This project will provide LED lighting retrofit to reduce electrical energy consumption and provide improved lighting and lighting control systems, if applicable.	\$278,172	

Districtwide Initiatives

College Budget Changes/Adjustments Overview

40J- Sustainability Program

BUDGET CHANGES ADD/DRAWDOWN DETAIL (Continued)

Date	Description	Add'd Funds Amt	Drawdown Amt
04/19/2023	40J-J27.01 Sustainability - LED Upgrade - Multi-Campus – original budget establishment budget & Measure CC funding per the approved White Paper dated 03/08/2023, attached. This project will provide LED lighting retrofit to reduce electrical energy consumption and provide improved lighting and lighting control systems, if applicable.	\$200,000	
04/19/2023	40J-927.01 Sustainability - LED Upgrade - General Classroom Building – original budget establishment budget & Measure CC funding per the approved White Paper dated 03/08/2023, attached. This project will provide LED lighting retrofit to reduce electrical energy consumption and provide improved lighting and lighting control systems, if applicable.	\$351,616	
12/18/2023	40J-J27.00 Sustainability, Program Management - Multi-Campus - original budget establishment and release of Measure LA funding per the approved White Paper dated 9/11/2023, attached. These projects will support the Districtwide college bond sustainability projects for the next three years.	\$3,919,680	
12/18/2023	40J-127.03 Sustainability - Central Plant Decarbonization - City - original budget establishment and Measure LA funding per the approved White Paper dated 11/22/2023. This project will include the replacement of non-functioning gas-boilers with new Air Source Heat Pumps and Electric Boilers from the Sustainability budget of the Measure LA funds.	\$9,184,487	
02/29/2024	40J-827.03 Sustainability - Central Plant Improvement and Decarbonization - Valley - Original budget establishment of Measure LA funding as per White Paper dated 01/05/24 and approved on 01/24/24. See attached White Paper for additional information.	\$28,156,984	
12/13/2024	40J-527.01 Sustainability, LED Upgrade - College Services Building - Closeout per approved White Paper on 12/07/24: See attached document.		(\$25,379)

Districtwide Initiatives

College Budget Changes/Adjustments Overview

40J- Technology

BUDGET CHANGES

The following budget changes that impact the college funding level are approved by or coordinated with the district; as a result of a reconciliation, analysis, or receipt of additional funds (i.e.: settlements, grants, rebates etc.).

Description	Amount
Fund Total (July 2016 Dashboard)	\$134,900,532
Add/Drawdown Net	\$183,844,483
	\$318,745,015

BUDGET CHANGES ADD/DRAWDOWN DETAIL

Date	Description	Add'd Funds Amt	Drawdown Amt
02/12/2018	<i>Transfer to establish (partial) Measure CC budget for 40J-J05.42 Physical Security Systems Deployment. This initial transfer is to fund a Physical Security Assessment which is required in order to provide recommendations for improvement and to develop the scope of work for the implementation of a District-wide Physical Security Program.</i>	\$2,500,000	
11/08/2018	<i>40J-J05.40 Core Network Deployment - Project budget establishment per the fully executed Measure CC funding request dated 8/23/2018. Please see attached documents for further reference.</i>	\$15,000,000	
11/08/2018	<i>40J-J05.32 IT Program Management - Initial Measure CC Project Budget Establishment per fully executed Measure CC funding request dated 10/03/18. Please see attached documents for further reference.</i>	\$24,150	
06/12/2019	<i>40J-J05.32 – IT Program Management - Measure CC Project Budget for IT program management services per Measure CC funding request dated 04/19/2019. Please see attached documents for further reference.</i>	\$13,484,640	
12/17/2019	<i>40J-J05.41 Audio Visual Classroom Deployment - Project budget establishment per the fully executed Measure CC funding request dated 11/7/2019. Please see attached documents for further reference.</i>	\$10,072,198	
06/03/2021	<i>40J-905.43 IT, Security and Sustainability Infrastructure - West - Project budget establishment per the fully executed Measure CC funding request dated 5/11/2021. Please see attached documents for further reference.</i>	\$965,411	
06/03/2021	<i>40J-205.43 IT, Security and Sustainability Infrastructure - East- Project budget establishment per the fully executed Measure CC funding request dated 5/11/2021. Please see attached documents for further reference.</i>	\$1,068,841	
06/03/2021	<i>40J-C05.43 IT, Security and Sustainability Infrastructure - Corporate Center - Project budget establishment per the fully executed Measure CC funding request dated 5/11/2021. Please see attached documents for further reference.</i>	\$557,545	
06/03/2021	<i>40J-605.43 IT, Security and Sustainability Infrastructure - Southwest- Project budget establishment per the fully executed Measure CC funding request dated 5/11/2021. Please see attached documents for further reference.</i>	\$1,391,146	
06/03/2021	<i>40J-N05.43 IT, Security and Sustainability Infrastructure - Northeast - Project budget establishment per the fully executed Measure CC funding request dated 5/11/2021. Please see attached documents for further reference.</i>	\$249,093	

Districtwide Initiatives

College Budget Changes/Adjustments Overview

40J- Technology

BUDGET CHANGES ADD/DRAWDOWN DETAIL (Continued)

Date	Description	Add'd Funds Amt	Drawdown Amt
06/03/2021	40J-705.43 IT, IT, Security and Sustainability Infrastructure - Trade- Project budget establishment per the fully executed Measure CC funding request dated 5/11/2021. Please see attached documents for further reference.	\$871,518	
06/03/2021	40J-505.43 IT, Security and Sustainability Infrastructure - Pierce- Project budget establishment per the fully executed Measure CC funding request dated 5/11/2021. Please see attached documents for further reference.	\$490,149	
06/03/2021	40J-105.43 IT, Security and Sustainability Infrastructure - City- Project budget establishment per the fully executed Measure CC funding request dated 5/11/2021. Please see attached documents for further reference.	\$1,457,987	
06/03/2021	40J-405.43 IT, Security and Sustainability Infrastructure - Mission- Project budget establishment per the fully executed Measure CC funding request dated 5/11/2021. Please see attached documents for further reference.	\$1,140,343	
06/03/2021	40J-805.43 IT, Security and Sustainability Infrastructure - Valley - Project budget establishment per the fully executed Measure CC funding request dated 5/11/2021. Please see attached documents for further reference.	\$760,725	
06/03/2021	40J-G05.43 IT, Security and Sustainability Infrastructure - South Gate - Project budget establishment per the fully executed Measure CC funding request dated 5/11/2021. Please see attached documents for further reference.	\$149,282	
09/17/2021	40J-J05.33 Districtwide Datacenter Consolidation - Initial Measure CC Project Budget Establishment per fully executed Measure CC funding request dated 08/04/2021. Please see attached documents for further reference.	\$52,675,477	
12/22/2021	40J-805.44 IT Network Modernization - Valley - Project budget establishment per the fully executed Measure CC funding request dated 11/23/2021. Please see attached documents for further reference.	\$6,507,748	
12/22/2021	40J-605.44 IT Network Modernization - Southwest - Project budget establishment per the fully executed Measure CC funding request dated 11/23/2021. Please see attached documents for further reference.	\$3,396,004	
12/22/2021	40J-705.44 IT Network Modernization - Trade - Project budget establishment per the fully executed Measure CC funding request dated 11/23/2021. Please see attached documents for further reference.	\$5,278,574	
12/22/2021	40J-D05.44 IT Network Modernization - District ESC - Project budget establishment per the fully executed Measure CC funding request dated 11/23/2021. Please see attached documents for further reference.	\$219,583	
12/22/2021	40J-905.44 IT Network Modernization - West - Project budget establishment per the fully executed Measure CC funding request dated 11/23/2021. Please see attached documents for further reference.	\$5,857,399	
12/23/2021	40J-205.44 IT Network Modernization - East - Project budget establishment per the fully executed Measure CC funding request dated 11/23/2021. Please see attached documents for further reference.	\$4,868,556	

Districtwide Initiatives

College Budget Changes/Adjustments Overview

40J- Technology

BUDGET CHANGES ADD/DRAWDOWN DETAIL (Continued)

Date	Description	Add'd Funds Amt	Drawdown Amt
12/23/2021	40J-305.44 IT Network Modernization - Harbor - Project budget establishment per the fully executed Measure CC funding request dated 11/23/2021. Please see attached documents for further reference.	\$5,170,145	
12/23/2021	40J-105.44 IT Network Modernization - City - Project budget establishment per the fully executed Measure CC funding request dated 11/23/2021. Please see attached documents for further reference.	\$4,020,522	
12/23/2021	40J-405.44 IT Network Modernization - Mission - Project budget establishment per the fully executed Measure CC funding request dated 11/23/2021. Please see attached documents for further reference.	\$3,327,099	
12/23/2021	40J-505.44 IT Network Modernization - Pierce - Project budget establishment per the fully executed Measure CC funding request dated 11/23/2021. Please see attached documents for further reference.	\$8,922,015	
03/07/2022	Inter-Project Budget Transfer #CHANGES-0895 transfers Measure J surplus funds from completed Physical Security and Hardware - Pierce (40J-505.33) project to Program Reserve 2017 Release - Pierce (05P-5PR.00) account per approved White Paper dated 2/23/22. The original funding came from the Campus' Owner's Reserve per approved White Paper dated 5/12/15. The total budget surplus to be transferred is \$119,125.44. The overall project budget of Physical Security and Hardware - Pierce (40J-505.33) project will decrease from \$3,000,000.00 to \$2,880,874.56.		(\$119,125)
05/06/2022	Budget Change - 40J-205.43 IT, Security and Sustainability Infrastructure - East - To increase the project budget by \$168,030.18 and to re-align existing budget within the project, based on the approved re-baseline white paper dated 4/19/2022.	\$168,030	
07/14/2022	40J-905.43 IT, Security and Sustainability Infrastructure - West - Additional Funds Request via white paper approved 6/23/2022. Please see attached documents for further resources.	\$8,803	
11/02/2022	This request is to rebaseline the project budget and return total savings of \$203,813.74 to the 50A-A01 Measure CC - District Contingency. This will also re-align existing budget within the project based on the approved re-baseline white paper dated April 27, 2022 attached.		(\$203,814)
11/22/2022	The purpose of this budget change-1021 is to rebaseline the project per the approved White Paper dated 10/03/2022 attached hereto, and release additional Measure CC - District Contingency funds in the amount for \$909,899.03 for the Core Network Deployment - LAHC project in order to improve the Wi-Fi infrastructure and performance at the Los Angeles Harbor College. The additional funds will provide for new switches and wireless access points to be deployed campus-wide to improve current access points.	\$909,899	
01/12/2023	40J-N05.45 Van De Kamp Network Enhancement - Project original budget establishment per the fully executed Measure CC funding request dated 5/4/2022. See attached fully executed White Paper for further reference.	\$609,872	
04/10/2023	Budget Change - Financial close out of 40J-905.33 and transfer of \$114,180.68 Measure J surplus to the program Reserve 2017 Release - West per White paper approved 4/1/2023. Please see attached documents for further reference.		(\$114,181)

Districtwide Initiatives

College Budget Changes/Adjustments Overview

40J- Technology

BUDGET CHANGES ADD/DRAWDOWN DETAIL (Continued)

Date	Description	Add'd Funds Amt	Drawdown Amt
06/23/2023	<i>This budget transfer is to request for additional Measure CC funds to cover two (2) years of the 5-Year Staffing Forecast for IT Program Management. The funding for this request will be split between Measure CC and Measure LA. This request is to fund the first two (2) years with Measure CC funds in the amount of \$7,384,048.17. The remaining three (3) years will be requested through Measure LA, once it becomes available, under a separate budget transfer as per the attached White Paper dated 5/11/2023.</i>	\$7,384,048	
07/24/2023	<i>This budget transfer is to request for additional Measure LA funds to cover three (3) years of the 5-Year Staffing Forecast for IT Program Management (2024 thru 2028). The funding for this request was split between Measure CC and Measure LA. This request is to fund the last three (3) years (2026 thru 2028) with Measure LA funds in the amount of \$12,124,800.00 as per the approved White Paper dated 5/11/2023.</i>	\$12,124,800	
08/22/2023	<i>40J-J05.35 Enterprise Resource Planning (ERP) Modernization original project establishment per fully executed White Paper dated 6/28/2023. Refer to the attached document for further reference.</i>	\$250,000	
07/26/2024	<i>This request is to re-baseline the project budgets in 5 Colleges, District & Multi-Campus and reduce Measure CC funds in the total amount of \$4,743,682.89. This will be returned to the Measure CC District Contingency Account and reallocated to the ERP project. This reduction is per the approved White Paper dated 1/19/2024 attached.</i> <i>This budget is being processed concurrently with Changes-1342-CC to increase Measure Account.</i>		(\$4,743,683)
07/26/2024	<i>This request is to re-baseline the project budgets in all colleges and reduce Measure CC funds in the total amount of \$5,000,000.00. This will be returned to the Measure CC District Contingency Account and then, reallocated to the ERP project. This reduction is per the approved White Paper dated 1/19/2024 attached.</i> <i>This budget is being processed concurrently with Changes-1343-CC to increase Measure CC Contingency Account.</i>		(\$5,000,000)
07/26/2024	<i>40J-J05.35 Enterprise Resource Planning (ERP). This request is to re-baseline the project and increase Measure CC funds in the amount of \$22,143,682.89 from the reduction of Audio Visual Classroom Deployment in the amount of \$5,000,000.00, IT, Security Sustainability & Infrastructure in the amount of \$4,743,682.89 and IT Unallocated - Measure CC in the amount of \$12,400,00.00. This increase is per the approved White Paper dated 1/19/2024 attached.</i> <i>This budget change is being processed concurrent with Changes-1328 to add Measure J funds.</i>	\$22,143,683	
08/08/2024	<i>40J-J05.34 Districtwide Datacenter Consolidation - Budget reduction to fund 40J-805.34 Data Center Consolidation - Omega per approved White Paper dated 5/15/2024. See attached document for additional information. This is part of budget Original-1406-CC that adds this amount to 40J-805.34 Districtwide Datacenter Consolidation - Omega project.</i>		(\$17,608,308)
08/16/2024	<i>40J-805.34 Districtwide Datacenter Consolidation - Omega - Project budget establishment pre the fully executed Measure CC funding request dated 5/15/2024. Please see attached documents for further information. This is part of budget Changes-1418 that deducted from 40J-J05.34 Districtwide Data Center Consolidation.</i>	\$17,608,308	

Districtwide Initiatives

College Budget Changes/Adjustments Overview

40J- Transportation and Accessibility Improvements

BUDGET CHANGES

The following budget changes that impact the college funding level are approved by or coordinated with the district; as a result of a reconciliation, analysis, or receipt of additional funds (i.e.: settlements, grants, rebates etc.).

Description	Amount
Fund Total (July 2016 Dashboard)	\$67,978,869
Add/Drawdown Net	\$89,959,039
	\$157,937,908

BUDGET CHANGES ADD/DRAWDOWN DETAIL

Date	Description	Add'd Funds Amt	Drawdown Amt
01/20/2017	<i>Rebaseline budget transfer to 40J Multi Campus Transportation project.</i>	\$1,047,896	
03/26/2018	<i>SMP - Budget transfer to increase SMP funding for this project. Per reconciliation meetings with District's Finance Office, it was determined that the budget for this project will be increased to \$50,000. Project's eligibility for SMP funding was confirmed by District and PMO.</i>	\$50,000	
05/23/2018	<i>40J-J02 Transportation and Accessibility Improvements - Initial Project Budget Establishment per fully executed Measure CC funding request. Please see attached documents for further reference.</i>	\$8,000,000	
11/08/2018	<i>40J-J02 Transportation and Accessibility Improvements - Initial Measure CC Project Budget Establishment per fully executed Measure CC funding request dated 10/03/18. Please see attached documents for further reference.</i>	\$12,900	
11/30/2018	<i>Budget Establishment - Measure CC funding as per approved White Paper dated 10/17/18, and Amendment dated 10/26/18 in order to fund Transportation and Accessibility Improvements - B5 Stadium project</i>	\$7,480,450	
11/30/2018	<i>Budget Establishment - Measure CC funding as per approved White Paper dated 10/17/18, in order to fund Transportation and Accessibility Improvements - Theater project</i>	\$18,284,526	
11/30/2018	<i>Budget Establishment - Measure CC funding as per approved White Paper dated 10/17/18, and Amendment dated 10/26/18 in order to fund Transportation and Accessibility Improvements - C1 Men's Gymnasium project</i>	\$564,671	
11/30/2018	<i>Budget Establishment - Measure CC funding as per approved White Paper dated 10/17/18, and Amendment dated 10/26/18 in order to fund Transportation and Accessibility Improvements - E9 Women's Gymnasium project</i>	\$670,725	
12/13/2018	<i>Budget Establishment - Measure CC funding as per White Paper dated 10/17/18 and approved on 11/02/18. This request will setup the original budget for 40J-402.02 - Mission - Transportation and Accessibility Improvements - Parking Structure.</i>	\$542,860	
12/13/2018	<i>Budget Establishment - Measure CC funding as per White Paper dated 10/17/18 and approved on 11/02/18. This request will setup the original budget for 40J-402.03 - Mission - Transportation and Accessibility Improvements - IA Building and Sitework.</i>	\$1,707,891	
12/13/2018	<i>Budget Establishment - Measure CC funding as per White Paper dated 10/17/18, and approved on 11/02/18. This request will setup the original budget for 40J-402.05 - Mission - Transportation and Accessibility Improvements - Child Development Center.</i>	\$669,619	

Districtwide Initiatives

College Budget Changes/Adjustments Overview

40J- Transportation and Accessibility Improvements

BUDGET CHANGES ADD/DRAWDOWN DETAIL (Continued)

Date	Description	Add'd Funds Amt	Drawdown Amt
01/31/2019	40J-602.02 Southwest TAI - Campus Sidewalks - Project Budget Establishment per the fully executed Measure CC funding request white paper. Please see attached documents for further reference.	\$688,755	
02/13/2019	40J-202.05 East - Trans and Accessibility Improvements - C1 Men's Gymnasium - Budget Establishment - Additional Measure CC funding as per approved white paper dated 1/17/19 in order to fund additional AV-IT scope.	\$104,492	
02/13/2019	40J-202.03 East - Trans and Accessibility Improvements - B5 Stadium -Budget Establishment - Additional Measure CC funding as per approved white paper dated 1/17/19 in order to fund additional AV-IT scope.	\$1,462,858	
02/13/2019	40J-202.04 East - Trans and Accessibility Improvements - Theater - Budget Establishment - Additional Measure CC funding as per approved white paper dated 1/17/19 in order to fund additional AV-IT scope.	\$3,552,658	
02/13/2019	40J-202.06 East - Trans and Accessibility Improvements - E9 Women's Gymnasium - Budget Establishment - Additional Measure CC funding as per approved white paper dated 1/17/19 in order to fund additional AV-IT scope.	\$104,492	
02/27/2019	40J-302.02 Harbor TAI - Campus Wide Upgrades - Project Budget Establishment per the Measure CC funding request white paper fully executed on January 9, 2019. Please see attached documents for further reference.	\$4,959,290	
02/28/2019	40J-102.02 Transportation and Accessibility Improvements in Radiation Technology - Project Budget Establishment per the Measure CC funding requested White Paper fully executed on February 11, 2019. Please see attached documents for further reference	\$940,883	
03/07/2019	40J-102.07 Transportation and Accessibility Improvements in Kinesiology South - Project Budget Establishment per the Measure CC funding requested White Paper fully executed on February 11, 2019. Please see attached documents for further reference.	\$2,565,927	
03/07/2019	40J-102.03 Transportation and Accessibility Improvements in Communication Building - Project Budget Establishment per the Measure CC funding requested White Paper fully executed on February 11, 2019. Please see attached documents for further reference.	\$3,513,102	
03/07/2019	40J-102.04 Transportation and Accessibility Improvements in Campus Wayfindings and Walkways - Project Budget Establishment per the Measure CC funding requested White Paper fully executed on February 11, 2019. Please see attached documents for further reference.	\$408,470	
03/07/2019	40J-102.05 Transportation and Accessibility Improvements in Science and Technology - Project Budget Establishment per the Measure CC funding requested White Paper fully executed on February 11, 2019. Please see attached documents for further reference.	\$492,180	
03/07/2019	40J-102.09 Transportation and Accessibility Improvements in Chemistry Building - Project Budget Establishment per the Measure CC funding requested White Paper fully executed on February 11, 2019. Please see attached documents for further reference.	\$519,246	

Districtwide Initiatives

College Budget Changes/Adjustments Overview

40J- Transportation and Accessibility Improvements

BUDGET CHANGES ADD/DRAWDOWN DETAIL (Continued)

Date	Description	Add'd Funds Amt	Drawdown Amt
03/07/2019	40J-102.06 Transportation and Accessibility Improvements in Parking Lot 3+4 and Sports Field - Project Budget Establishment per the Measure CC funding requested White Paper fully executed on February 11, 2019. Please see attached documents for further reference.	\$49,833	
03/19/2019	40J-702.04 Transportation and Accessibility Improvements - Campus Wide ADA Signage Replacement Trade - Project Budget Establishment per Measure CC funding as per approved White Paper dated 1/16/19 in order to fund Campus Wide ADA Signage Replacement project.	\$5,846,393	
03/21/2019	40J-702.02 Transportation and Accessibility Improvements - Campus Wide ADA Path of Travel Upgrades Trade - Project Budget Establishment per Measure CC funding as per approved White Paper dated 1/16/19 in order to fund Campus Wide ADA Path of Travel Upgrades project.	\$6,780,856	
03/21/2019	40J-702.03 Transportation and Accessibility Improvements - Campus Wide ADA Elevator Upgrades Trade - Project Budget Establishment per Measure CC funding as per approved White Paper dated 1/16/19 in order to fund Campus Wide ADA Elevator Upgrades project.	\$1,512,000	
03/29/2019	40J.102.08 Transportation and Accessibility Improvements in Workforce Development - Project Budget Establishment per the Measure CC funding requested White Paper fully executed on February 11, 2019. Please see attached documents for further reference.	\$116,610	
04/11/2019	40J-902.05 West - TAI - Freshman Drive Path of Travel - Project Budget Establishment per the Measure CC funding requested in the White Paper fully executed on March 12, 2019. Please see attached documents for further resources.	\$2,047,364	
04/16/2019	40J-902.06 West - TAI - Physical Education Complex - Project Budget Establishment per the Measure CC funding requested in the White Paper fully executed on March 12, 2019. Please see attached documents for further resources.	\$4,359,041	
04/16/2019	40J-902.07 West - TAI - Athletic Building C-1 - Project Budget Establishment per the Measure CC funding requested in the White Paper fully executed on March 12, 2019. Please see attached documents for further resources.	\$564,901	
04/16/2019	40J-902.08 West - TAI - Parking Lot 3- Project Budget Establishment per the Measure CC funding requested in the White Paper fully executed on March 12, 2019. Please see attached documents for further resources.	\$143,994	
04/18/2019	40J-902.09 West - TAI - Parking Lot 4 - Project Budget Establishment per the Measure CC funding requested in the White Paper fully executed on March 12, 2019. Please see attached documents for further resources.	\$139,258	
04/26/2019	40J-502.02 TAI - Arts Complex New Construction Project - Project budget establishment per fully executed Measure CC Project Approval - Transportation & Accessibility Improvements Projects white paper dated 2/22/19. Please see attached documents for further reference.	\$9,935,286	
04/26/2019	40J-502.06 TAI - Avenue of Champions New Construction Project - Project budget establishment per fully executed Measure CC Project Approval - Transportation & Accessibility Improvements Projects white paper dated 2/22/19. Please see attached documents for further reference.	\$1,060,012	

Districtwide Initiatives

College Budget Changes/Adjustments Overview

40J- Transportation and Accessibility Improvements

BUDGET CHANGES ADD/DRAWDOWN DETAIL (Continued)

Date	Description	Add'd Funds Amt	Drawdown Amt
04/26/2019	40J-502.03 TAI - Stadium New Construction Project - Project budget establishment per fully executed Measure CC Project Approval - Transportation & Accessibility Improvements Projects white paper dated 2/22/19. Please see attached documents for further reference.	\$2,768,361	
04/26/2019	40J-502.05 TAI - Wayfinding New Construction Project - Project budget establishment per fully executed Measure CC Project Approval - Transportation & Accessibility Improvements Projects white paper dated 2/22/19. Please see attached documents for further reference.	\$499,241	
04/26/2019	40J-502.04 TAI - Arboretum / Horticulture New Construction Project - Project budget establishment per fully executed Measure CC Project Approval - Transportation & Accessibility Improvements Projects white paper dated 2/22/19. Please see attached documents for further reference.	\$777,214	
02/02/2021	40J-302.02 Harbor TAI - Campus Wide Upgrades - Project Budget Rebaseline per the per the fully executed white paper on January 8, 2021. Please see attached documents for further reference.		(\$1,291,971)
10/04/2021	Inter-Project Budget Transfer #CHANGES-0770 transfers savings from 40J-502.06-TAI-Avenue of Champions project back to Measure CC account per updated PEW due to General Construction award to Axiom Group-34075 and approved White Paper dated 9/21/21. The total surplus to be transferred is \$590,477.42. The overall project budget for 40J-502.06-TAI-Avenue of Champions project will be decreased from \$1,060,012.00 to \$469,534.58.		(\$590,477)
10/04/2021	Inter-Project Budget Transfer #CHANGES-0769 transfers savings from 40J-502.04-TAI-Arboretum/Horticulture project back to Measure CC account per updated PEW due to General Construction award to Axiom Group-34075 and approved White Paper dated 9/21/21. The total surplus to be transferred is \$443,921.59. The overall project budget for 40J-502.04-TAI-Arboretum/Horticulture project will be decreased from \$777,214.00 to \$333,292.41.		(\$443,922)
10/11/2021	Inter-Project Budget Transfer #CHANGES-0767 transfers savings from 40J-502.02-TAI-Arts Complex project back to Measure CC account per updated PEW due to General Construction award to Axiom Group-34075 and approved White Paper dated 9/21/21. The total surplus to be transferred, on which part of the savings will be used to cover the budget shortfall on 40J-502.03-TAI-Stadium project, is \$7,344,254.18. The overall project budget for 40J-502.02-TAI-Arts Complex project will be decreased from \$9,935,286.00 to \$2,591,031.82.		(\$7,344,254)
10/11/2021	Inter-Project Budget Transfer #CHANGES-0768 transfers savings from Measure CC account to 40J-502.03-TAI-Stadium project per updated PEW due to General Construction award to Axiom Group-34075 and approved White Paper dated 9/21/21. The total budget shortfall to be transferred, which will come from the savings on 40J-502.02-TAI-Arts Complex project, is \$2,028,623.17. The overall project budget for 40J-502.03-TAI-Stadium project will be increased from \$2,768,361.00 to \$4,796,984.17.	\$2,028,623	
11/01/2021	Inter-Project Budget Transfer #CHANGES-0815-CC transfers additional budget from Measure CC bond account to 40J-502.03-TAI-Stadium project for budget re-baseline based on the approved Supplemental White Paper dated 10/19/21. The total budget to be transferred is \$50,700.65. The overall project budget will increase from \$4,796,984.17 to \$4,847,684.82.	\$50,701	
11/01/2021	Inter-Project Budget Transfer from Measure CC bond account to 40J-502.02-TAI-Arts Complex project for budget re-baseline based on the approved Supplemental White Paper dated 10/19/21. The total budget to be transferred is \$51,134.29. The overall project budget will increase from \$2,591,031.82 to \$2,642,166.11.	\$51,134	

Districtwide Initiatives

College Budget Changes/Adjustments Overview

40J- Transportation and Accessibility Improvements

BUDGET CHANGES ADD/DRAWDOWN DETAIL (Continued)

Date	Description	Add'd Funds Amt	Drawdown Amt
11/01/2021	Inter-Project Budget Transfer #CHANGES-0817-CC transfers additional budget from Measure CC bond account to 40J-502.06-TAI-Avenue of Champions project for budget re-baseline based on the approved Supplemental White Paper dated 10/19/21. The total budget to be transferred is \$54,283.80. The overall project budget will increase from \$469,534.58 to \$523,818.38.	\$54,284	
11/01/2021	Inter-Project Budget Transfer #CHANGES-0816-CC transfers additional budget from Measure CC bond account to 40J-502.04-TAI-Arboretum/Horticulture project for budget re-baseline based on the approved Supplemental White Paper dated 10/19/21. The total budget to be transferred is \$54,321.43. The overall project budget will increase from \$333,292.41 to \$387,613.84.	\$54,321	
11/05/2021	40J-602.02 Southwest - TAI - Campus Sidewalks - Project Budget Change per the fully executed re-baseline white paper on 10/26/2021. Please see attached documents for further reference.	\$948,954	
01/04/2022	40J-902.07 - West - TAI - Athletic Building C-1 - Additional Funds Request per the white paper approved 12/18/2021. Please see attached documents for further resources.	\$592,877	
01/06/2022	Budget Change - 40J-202.05 Trans and Accessibility Improvements -C1 Men's Gymnasium - to close-out cancelled Project, and to transfer \$574,843.00 to new sub-project 40J-202.07, as approved by white paper dated 12/15/21.		(\$574,843)
01/11/2022	40J-902.08 - West - TAI - Parking Lot 3 - Additional Funds Request per the white paper approved 12/21/2021. Please see attached documents for further resources.	\$354,277	
01/12/2022	Budget Establishment - Measure CC funding as per approved White Paper dated 12/15/21, in order to fund Transportation and Accessibility Improvements - D1 Parking Structure project	\$574,843	
04/14/2022	Reallocation - Project Re-baseline of 40J-402.03 TAI - IA Building and Sitework based on the approved white paper dated 3/29/22.		(\$216,853)
04/15/2022	Reallocation - Project Re-baseline of 40J-402.05 TAI - Child Development Center based on the approved white paper dated 3/29/22.		(\$392,260)
04/15/2022	Reallocation - Project Re-baseline of 40J-402.02 TAI - Parking Structure (Measure CC Portion) based on the approved white paper dated 3/29/22.		(\$331,443)
04/26/2022	40J-902.07 West - TAI - Athletic Building C-1 - Rebaseline - Additional Funds Request via white paper dated 4/19/2021. Please see attached documents for further resources.	\$232,436	
04/26/2022	40J-902.08 West - TAI - Parking Lot 3 - Rebaseline - Additional Funds Request via white paper dated 4/19/2021. Please see attached documents for further resources.	\$43,702	
08/11/2022	Inter-Project Budget Transfer #CHANGES-0979-CC transfers Measure CC funds from Measure CC Bond (50A-A01.00) account to Pierce-TAI-Avenue of Champions (40J-502.06) project to cover budget shortfall based on the revised EAC due to Paul W. Waite-1286-01PPI IOR task order and American Engineering Laboratories-1395-03PLR-R1 LOR task order revision. The total project budget to be transferred is \$85,084.73. The overall project budget for Pierce-TAI-Avenue of Champions (40J-502.06) project will increase from \$523,818.38 to \$608,903.11.	\$85,085	

Districtwide Initiatives

College Budget Changes/Adjustments Overview

40J- Transportation and Accessibility Improvements

BUDGET CHANGES ADD/DRAWDOWN DETAIL (Continued)

Date	Description	Add'd Funds Amt	Drawdown Amt
09/22/2022	40J-202.05 Budget Change - to increase Measure CC funding in the amount of \$380,870.86 as approved per white paper dated 9/2/2022.	\$380,871	
10/12/2022	Inter-Project Budget Transfer #CHANGES-1013-CC transfers Measure CC funds from Measure CC Bond (50A-A01.00) account to Pierce - TAI - Arboretum/Horticulture (40J-502.04) project per approved White Paper dated 9/26/22. The total project budget to be transferred is \$34,154.03. The overall project budget for Pierce - TAI - Arboretum/Horticulture (40J-502.04) project will be increased from \$387,613.84 to \$421,767.87.	\$34,154	
02/13/2023	Budget Change - Rebaseline of 40J-902.05 and transfer of Measure CC funds from TAI – Freshman Drive Path of Travel project to Measure CC Bond holding account per White Paper approved 1/27/2023. Please see attached documents for further reference.		(\$793,965)
05/02/2023	City TAI – Science & Technology Building - rebaseline per fully executed White Paper approval date of 4/19/2023. The project has a design budget of \$26,249.60 which is insufficient to award the negotiated AOR proposal for \$98,260.00. Additional Measure CC fund in the amount of \$222,149.80 is required to proceed with the design award and rebaseline the project establishing required budget including contingencies not previously established at project initiation.	\$222,150	
05/22/2023	Inter-Project Budget Transfer #CHANGES-1130-CC transfers Measure CC funds from Measure CC Bond (50A-A01.00) account to Pierce-TAI-Avenue of Champions (40J-502.06) project per approved White Paper dated 4/19/2023 to swap funds between Pierce-TAI-Stadium and Pierce-TAI-Avenue of Champions projects to cover the current COR logs of Axiom Group-34075. The total budget to be transferred is \$222,192.77. The overall project budget of Pierce-TAI-Avenue of Champions (40J-502.06) project will increase from \$608,903.11 to \$831,095.88.	\$222,193	
05/22/2023	Budget Change - Re-baseline of 40J-902.08 and transfer of Measure CC funds from Measure CC Bond holding account to West - TAI Parking Lot 3 project per White Paper approved 5/9/2023. Please see attached documents for further reference.	\$117,822	
05/22/2023	Inter-Project Budget Transfer #CHANGES-1129-CC transfers Measure CC funds from Pierce-TAI-Stadium (40J-502.03) project to Measure CC Bond (50A-A01.00) account per approved White Paper dated 4/19/2023 to swap funds between Pierce-TAI-Stadium and Pierce-TAI-Avenue of Champions projects to cover the current COR logs of Axiom Group-34075. The total budget to be transferred is \$222,192.77. The overall project budget of Pierce-TAI-Stadium (40J-502.03) project will decrease from \$4,847,684.82 to \$4,625,492.05.		(\$222,193)
06/20/2023	Budget Change - Re-baseline of 40J-902.05 and transfer of Measure CC funds from Measure CC Bond holding account to West - TAI Freshman Path of Travel project per White Paper approved 5/24/2023. Please see attached documents for further reference.	\$114,026	
06/20/2023	This budget transfer is to cancel TAI – Workforce Development project and return unused Measure CC fund in the amount of \$116,610 per the attached White Paper approved on 4/19/2023.		(\$116,610)
06/27/2023	City - TAI - Parking Lot 3+4 and Sports Field - rebaseline per fully executed White Paper approval date of 4/19/2023. The project as a design budget of \$2,657.76 which is insufficient to award the negotiated AOR proposal for \$53,350.00. Additional Measure CC fund in the amount of \$74,847.61 is required to proceed with the design award and rebaseline the project establishing required budget including contingencies not previously established at project initiation.	\$74,848	

Districtwide Initiatives

College Budget Changes/Adjustments Overview

40J- Transportation and Accessibility Improvements

BUDGET CHANGES ADD/DRAWDOWN DETAIL (Continued)

Date	Description	Add'd Funds Amt	Drawdown Amt
06/30/2023	40J-702.03 Trade - Barrier Removal - Elevators: Project Budget Re-Baseline at award per fully executed White paper dated May 31, 2023	\$748,489	
07/06/2023	Budget Change - Re-baseline of 40J-902.07 and transfer of Measure CC funds from Measure CC Bond holding account to West - Athletic Building C-1 project per White Paper approved 6/27/2023. Please see attached documents for further reference.	\$233,520	
10/26/2023	Trade - Barrier Removal - Signage: Project Budget Re-Baseline at award per fully executed White paper dated September 28, 2023. The project budget will be reduced from \$5,846,393.00 to \$4,234,743.49, a reduction of \$1,611,649.51. The excess budget will be returned to the Measure CC Bond via Budget Change 1252-CC.		(\$1,611,650)
11/22/2023	Budget Change - Re-baseline of 40J-902.06 West - TAI Physical Education Complex and transfer of Measure CC funds from Measure CC Bond holding account to West - Physical Education Complex project per White Paper approved 11/9/2023. Please see attached documents for further reference.	\$1,320,005	
12/05/2023	The 40J-102.07 City - TAI - Kinesiology South's Budget Changes-1270-CC to cancel the project are being processed per the fully-executed White Paper dated 11/22/2023.		(\$2,501,537)
12/13/2023	The 40J-102.04: City - TAI - Campus Wayfindings and Walkways Budget Changes-1269-CC to re-baseline the project are being processed per the fully-executed White Paper dated 11/22/2023.	\$2,815,864	
02/02/2024	40J-902.09 West - TAI - Parking Lot 4 - Re-baseline - Additional Funds Request via white paper dated 12/18/2023. Please see attached documents for further resources.	\$91,587	

Districtwide Initiatives

College Budget Changes/Adjustments Overview

40J- UVC Light at Building HVAC Systems

BUDGET CHANGES

The following budget changes that impact the college funding level are approved by or coordinated with the district; as a result of a reconciliation, analysis, or receipt of additional funds (i.e.: settlements, grants, rebates etc.).

Description	Amount
Fund Total (July 2016 Dashboard)	\$0
Add/Drawdown Net	\$6,159,076
	\$6,159,076

BUDGET CHANGES ADD/DRAWDOWN DETAIL

Date	Description	Add'd Funds Amt	Drawdown Amt
12/22/2021	40J-726.00 UVC Light at Building HVAC Systems - Trade - Project budget establishment per the fully executed Measure CC funding request dated 10/01/2021. Please see attached documents for further reference.	\$935,951	
12/22/2021	40J-226.00 UVC Light at Building HVAC Systems - East - Project budget establishment per the fully executed Measure CC funding request dated 10/01/2021. Please see attached documents for further reference.	\$660,770	
12/29/2021	40J-926.00 UVC Light at Building HVAC Systems - West - Project budget establishment per the fully executed Measure CC funding request dated 10/01/2021. Please see attached documents for further reference.	\$816,452	
12/29/2021	40J-626.00 UVC Light at Building HVAC Systems - Southwest - Project budget establishment per the fully executed Measure CC funding request dated 10/01/2021. Please see attached documents for further reference.	\$430,351	
12/29/2021	40J-526.00 UVC Light at Building HVAC Systems - Pierce - Project budget establishment per the fully executed Measure CC funding request dated 10/01/2021. Please see attached documents for further reference.	\$1,048,268	
12/29/2021	40J-826.00 UVC Light at Building HVAC Systems - Valley - Project budget establishment per the fully executed Measure CC funding request dated 10/01/2021. Please see attached documents for further reference.	\$1,352,926	
12/29/2021	40J-326.00 UVC Light at Building HVAC Systems - Harbor - Project budget establishment per the fully executed Measure CC funding request dated 10/01/2021. Please see attached documents for further reference.	\$636,449	
12/30/2021	40J-126.00 UVC Light at Building HVAC Systems - City - Project budget establishment per the fully executed Measure CC funding request dated 10/01/2021. Please see attached documents for further reference.	\$1,066,985	
04/05/2022	40J-826.00 UVC Light at Building HVAC Systems – Valley budget rebaseline per the fully executed white paper dated 3/14/2022 for Measure CC. Please see attached documents for further reference.		(\$40,100)
04/07/2022	40J-N26.00 UVC Light at Building HVAC Systems – Northeast UVC Project budget establishment per the fully executed Measure CC funding request dated 3/14/2022. Please see attached documents for further reference.	\$20,050	

Districtwide Initiatives

College Budget Changes/Adjustments Overview

40J- UVC Light at Building HVAC Systems

BUDGET CHANGES ADD/DRAWDOWN DETAIL (Continued)

Date	Description	Add'd Funds Amt	Drawdown Amt
04/07/2022	<i>40J-126.00 UVC Light at Building HVAC Systems – City budget rebaseline per the fully executed white paper dated 3/14/2022 for Measure CC. Please see attached documents for further reference.</i>		(\$20,050)
04/08/2022	<i>40J-426.00 UVC Light at Building HVAC Systems – Mission UVC Project budget establishment per the fully executed Measure CC funding request dated 3/14/2022. Please see attached documents for further reference.</i>	\$40,100	
09/13/2022	<i>This budget change request is to rebaseline 40J-526 UVC Light at Building HVAC Systems - Pierce budget per the fully executed White Paper dated 8/19/2022. The rebaseline of 40J-526 UVC Light at Building HVAC Systems - Pierce is to cancel and financially closeout the project. LAPC received HEERF funds to fulfill this project and the unused bond funds will be returned to 50A-A01 Measure CC - District Contingency.</i>		(\$1,004,532)
09/13/2022	<i>This budget change request is to rebaseline 40J-626 UV Light at Building - Southwest budget per the fully executed White Paper dated 8/19/2022. The rebaseline of 40J-626 UV Light at Building - Southwest is based on JOC bid received. This project requires additional Measure CC fund to fully cover the project per the attached PEW.</i>	\$104,935	
09/13/2022	<i>This budget change request is to rebaseline 40J-326 UV Light at Building - Harbor budget per the fully executed White Paper dated 8/19/2022. The rebaseline of 40J-326 UV Light at Building - Harbor is based on JOC bid received. This project requires additional Measure CC fund to fully cover the project per the attached PEWs.</i>	\$110,520	

Districtwide Initiatives

College Budget Changes/Adjustments Overview

40J- Whole Building Commissioning

BUDGET CHANGES

The following budget changes that impact the college funding level are approved by or coordinated with the district; as a result of a reconciliation, analysis, or receipt of additional funds (i.e.: settlements, grants, rebates etc.).

Description	Amount
Fund Total (July 2016 Dashboard)	\$19,811,356
Add/Drawdown Net	\$3,269,428
	\$23,080,784

BUDGET CHANGES ADD/DRAWDOWN DETAIL

Date	Description	Add'd Funds Amt	Drawdown Amt
07/02/2021	<i>40J-J08.00 Whole Building Commissioning - Initial Measure CC Project Budget Establishment per fully executed Measure CC funding request dated 6/3/2021. Please see attached documents for further reference.</i>	\$3,269,428	

College Budget Changes/Adjustments Overview

40J-J32

BUDGET CHANGES

The following budget changes that impact the college funding level are approved by or coordinated with the district; as a result of a reconciliation, analysis, or receipt of additional funds (i.e.: settlements, grants, rebates etc.).

Description	Amount
Fund Total (July 2016 Dashboard)	\$0
Add/Drawdown Net	\$3,061,446
	\$3,061,446

BUDGET CHANGES ADD/DRAWDOWN DETAIL

Date	Description	Add'd Funds Amt	Drawdown Amt
11/06/2024	40J-332.01 Technology - Wi-Fi, Fiber, Copper Modernization - Harbor - Measure LA Original budget establishment per approved White Paper dated 9/17/2024. See attached document for additional information.	\$298,069	
11/06/2024	40J-532.01 Technology - Wi-Fi, Fiber, Copper Modernization - Pierce - Measure LA Original budget establishment per approved White Paper dated 9/17/2024. See attached document for additional information.	\$373,139	
11/06/2024	40J-732.01 Technology - Wi-Fi, Fiber, Copper Modernization - Trade - Measure LA Original budget establishment per approved White Paper dated 9/17/2024. See attached document for additional information.	\$261,340	
11/06/2024	40J-132.01 Technology - Wi-Fi, Fiber, Copper Modernization - City - Measure LA Original budget establishment per approved White Paper dated 9/17/2024. See attached document for additional information.	\$342,700	
11/06/2024	40J-232.01 Technology - Wi-Fi, Fiber, Copper Modernization - East - Measure LA Original budget establishment per approved White Paper dated 9/17/2024. See attached document for additional information.	\$397,498	
11/06/2024	40J-432.01 Technology - Wi-Fi, Fiber, Copper Modernization - Mission - Measure LA Original budget per approved White Paper dated 9/17/2024. See attached document for additional information.	\$348,834	
11/06/2024	40J-632.01 Technology - Wi-Fi, Fiber, Copper Modernization - Harbor - Measure LA Original budget establishment per the approved White Paper dated 9/17/2024. See attached document for additional information.	\$373,065	
11/06/2024	40J-832.01 Technology - Wi-Fi, Fiber, Copper Modernization - Valley - Measure LA Original budget establishment per approved White Paper dated 9/17/2024. See attached document for additional information.	\$336,751	
11/06/2024	40J-932.01 Technology - Wi-Fi, Fiber, Copper Modernization - West - Measure LA Original budget establishment per approved White Paper dated 9/17/2024. See attached document for additional information.	\$330,051	

College Project Central Services

College Budget Changes/Adjustments Overview

College Project Central Services

BUDGET CHANGES

The following budget changes that impact the college funding level are approved by or coordinated with the district; as a result of a reconciliation, analysis, or receipt of additional funds (i.e.: settlements, grants, rebates etc.).

Description	Amount
Fund Total (July 2016 Dashboard)	\$542,948,440
Add/Drawdown Net	\$388,582,616
	\$931,531,056

BUDGET CHANGES ADD/DRAWDOWN DETAIL

Date	Description	Add'd Funds Amt	Drawdown Amt
03/27/2017	<i>Budget Transfer to provide dedication plaques for all new and renovated Bond project buildings. The funds will be transferred from the District Bond Contingency to create this project.</i>	\$10,000	
03/27/2017	<i>Budget Transfer to provide dedication plaques for all new and renovated Bond project buildings. The funds will be transferred from the District Bond Contingency to create this project.</i>	\$20,000	
03/27/2017	<i>Budget Transfer to provide dedication plaques for all new and renovated Bond project buildings. The funds will be transferred from the District Bond Contingency to create this project.</i>	\$20,000	
03/27/2017	<i>Budget Transfer to provide dedication plaques for all new and renovated Bond project buildings. The funds will be transferred from the District Bond Contingency to create this project.</i>	\$15,000	
03/27/2017	<i>Budget Transfer to provide dedication plaques for all new and renovated Bond project buildings. The funds will be transferred from the District Bond Contingency to create this project.</i>	\$40,000	
03/27/2017	<i>Budget Transfer to provide dedication plaques for all new and renovated Bond project buildings. The funds will be transferred from the District Bond Contingency to create this project.</i>	\$10,000	
03/27/2017	<i>Budget Transfer to provide dedication plaques for all new and renovated Bond project buildings. The funds will be transferred from the District Bond Contingency to create this project.</i>	\$5,000	
04/04/2017	<i>This budget transfer is to exchange Prop A funds for Measure J funds between 40J Multi-campus Program Management, 40J Multi-campus Audit and LACCD Bond Program Reserve. Per White Paper dated 3/1/17 "Bond Reconciliation Items (between Build LACCD and District) that require budget transfers from District Bond Contingency to Projects"</i>	\$3,916,344	
04/04/2017	<i>This budget transfer is to exchange Prop A & AA funds for Measure J funds between 40J Multi-campus Program Management, 40J Multi-campus Audit and LACCD Bond Program Reserve. Per White Paper dated 3/1/17 "Bond Reconciliation Items (between Build LACCD and District) that require budget transfers from District Bond Contingency to Projects".</i>		(\$10,504,823)

College Project Central Services

College Budget Changes/Adjustments Overview

College Project Central Services

BUDGET CHANGES ADD/DRAWDOWN DETAIL (Continued)

Date	Description	Add'd Funds Amt	Drawdown Amt
04/04/2017	<i>This budget transfer is to exchange Prop AA funds for Measure J funds between 40J Multi-campus Program Management, 40J Multi-campus Audit and LACCD Bond Program Reserve. Per White Paper dated 3/1/17 "Bond Reconciliation Items (between Build LACCD and District) that require budget transfers from District Bond Contingency to Projects".</i>	\$6,588,479	
05/24/2017	<i>This budget transfer is to allocate budget from the District Bond Contingency to the Owner Controlled Insurance Program (Prop AA) to cover historical JE per White Paper dated 3/1/17 "Bond Reconciliation items (between LACCD and District) that require budget transfers from District Bond Contingency to Projects".</i>	\$15,665	
05/24/2017	<i>This budget transfer is to allocate budget from the District Bond Contingency to the Program & Project Support to cover historical JEs per White Paper dated 3/1/17 "Bond Reconciliation items (between LACCD and District) that require budget transfers from District Bond Contingency to Projects".</i>	\$1,208,038	
05/24/2017	<i>This budget transfer is to allocate budget from the District Bond Contingency to the Program & Project Support to cover historical JEs per White Paper dated 3/1/17 "Bond Reconciliation items (between LACCD and District) that require budget transfers from District Bond Contingency to Projects".</i>	\$61,918	
10/12/2017	<i>This budget transfer is to allocate additional budget from the District Bond Contingency to the 40J Legal - Northeast. The additional budget is needed to cover the repairs at VKD per White Paper dated 09/26/2017. This budget along with the expenditures will be permanently transferred at a later date to VDK project.</i>	\$653,966	
02/12/2018	<i>Transfer to establish (partial) Measure CC budget for 40J-J95 Specialty Consulting. Specialty Consulting refers to District-wide program, initiatives or projects that support the capital construction program. This initial budget is to cover part of the the District-wide Master Planning effort.</i>	\$400,000	
03/05/2018	<i>This budget transfer is to allocate funds from the District Bond Contingency to the 40J Specialty Consulting – Community Economic Development account. The funds are needed to cover the purchase of supplies/materials by the CED department with the approval from the District.</i>	\$707	
04/27/2018	<i>This budget transfer is to allocate additional funds from the District Bond Contingency to the 40J Specialty Consulting – College BIM Modeler account. The funds are needed to cover an extension on Archway's contract through April 2019. Refer to attached email.</i>	\$153,742	
05/24/2018	<i>40J-J90 Program Management - Initial Measure CC Project Budget Establishment per fully executed Measure CC funding request. Please see attached documents for further reference.</i>	\$110,900,000	
05/30/2018	<i>40J-J95.04 District-Wide Planning - Specialty Consulting - Initial project budget establishment per the attached fully executed Measure CC funding request.</i>	\$8,000,000	
07/26/2018	<i>This budget transfer is to allocate additional Measure J funds from the 40J-J99.00 District Bond Contingency to the 40J-J95.00 Specialty Consulting account. The funds are needed to cover District paid Measure J expenses. Sample of these expenses are: Election cost, GO Bond issuance, Bond issuance fees, bank fees, arbitrage, etc...</i>	\$600,000	
07/30/2018	<i>40J-J95.05- Labor Compliance - Initial Measure CC Project Budget Establishment per fully executed Measure CC funding request. Please see attached documents for further reference.</i>	\$5,445,495	

College Project Central Services

College Budget Changes/Adjustments Overview

College Project Central Services

BUDGET CHANGES ADD/DRAWDOWN DETAIL (Continued)

Date	Description	Add'd Funds Amt	Drawdown Amt
07/30/2018	40J-J95.06- District Central Services - Specialty Consulting - Initial Measure CC Project Budget Establishment per fully executed Measure CC funding request. Please see attached documents for further reference.	\$6,134,600	
07/30/2018	40J-J95.02- Community Economic Development - Initial Measure CC Project Budget Establishment per fully executed Measure CC funding request. Please see attached documents for further reference.	\$3,305,860	
07/30/2018	40J-J95.00- Specialty Consulting - Initial Measure CC Project Budget Establishment per fully executed Measure CC funding request. Please see attached documents for further reference.	\$9,170,250	
09/17/2018	Budget Transfers from 40J-J91.00 Project Management to 40J-J99.00 District Bond Contingency - Owners Contingency to move remaining funds under 40J-J91.00. This account was closed in 2013 per the attached white paper; however, a contract remained outstanding hence the funds were not transferred out of the project at that time. The contract was recently closed and now the funds are being transferred to the District Bond Contingency - Owners Contingency account.		(\$285)
09/21/2018	This budget transfer is to allocate additional budget from the District Bond Contingency to the 40J Legal - Northeast. The additional budget is needed to cover the repairs at VKD per White Paper dated 9/18/2018. This budget along with the expenditures will be permanently transferred at a later date to VDK project.	\$79,182	
11/08/2018	40J-J88 Asset Management - Initial Measure CC Project Budget Establishment per fully executed Measure CC funding request dated 10/03/18. Please see attached documents for further reference.	\$6,025,937	
11/08/2018	40J-J95.05 Labor Compliance - Additional Measure CC Project Budget Establishment per fully executed Measure CC funding request dated 10/03/18. Please see attached documents for further reference.	\$850,000	
11/08/2018	40J-J95.01 College BIM Modeler - Initial Measure CC Project Budget Establishment per fully executed Measure CC funding request dated 10/03/18. Please see attached documents for further reference.	\$1,688,000	
11/08/2018	40J-J95.02 Community Economic Development - Additional Measure CC Project Budget Establishment per fully executed Measure CC funding request dated 10/03/18. Please see attached documents for further reference.	\$130,000	
11/08/2018	40J-J55 FF & E - Initial Measure CC Project Budget Establishment per fully executed Measure CC funding request dated 10/03/18. Please see attached documents for further reference.	\$16,482,345	
11/08/2018	40J-J89 Move Management - Initial Measure CC Project Budget Establishment per fully executed Measure CC funding request dated 10/03/18. Please see attached documents for further reference.	\$26,510,495	
11/08/2018	40J-J87 OCIP - Initial Measure CC Project Budget Establishment per fully executed Measure CC funding request dated 10/03/18. Please see attached documents for further reference.	\$82,200	

College Project Central Services

College Budget Changes/Adjustments Overview

College Project Central Services

BUDGET CHANGES ADD/DRAWDOWN DETAIL (Continued)

Date	Description	Add'd Funds Amt	Drawdown Amt
12/13/2018	<i>Budget increase to record Measure J "Other" unallocated income earned through 06-30-2018 per Bond Financial reconciliation with the District on 11/26/18. This budget increase is to record PLA settlement received by the District against 40J-J55 FF&E. District's Cash Receipt: 23763.</i>	\$500	
12/13/2018	<i>40J-J85 Real Estate Services - Initial Measure CC Project Budget Establishment per fully executed Measure CC funding request dated 11/28/2018. Please see attached document for further reference.</i>	\$1,000,000	
12/13/2018	<i>Budget increase to record Measure J "Other" unallocated income earned through 06-30-2018 per Bond Financial reconciliation with the District on 11/26/18. This budget increase is to record checks received for rebates and refunds against 40J-J55 FF&E. District's Cash Receipts: 23568, 23069, 23299, 23070, 2307123465 and 23511.</i>	\$3,253	
12/19/2018	<i>40J-J86 Legal - Initial Measure CC Project Budget Establishment per fully executed Measure CC funding request dated 12/06/18. Please see attached documents for further reference.</i>	\$9,575,048	
04/17/2019	<i>40J-J55 FF & E - Additional Measure CC project budget per fully executed Measure CC funding request dated 4/4/19. Please see attached documents for further reference.</i>	\$765,000	
06/05/2019	<i>40J-J94 Audit - Initial Measure CC Project Budget Establishment per fully executed Measure CC funding request dated 5/14/2019. Please refer to attached documents for further reference.</i>	\$769,583	
06/07/2019	<i>This budget transfer is to swap Measure J funds for Prop AA funds between the 40J-J94 Audit account and 10D-001 District Reserve - Owner's Reserve account. This transfer will result in a net zero increase to the overall Audit budget. This budget transfer is necessary in order to ensure adequate funding of Prop AA audit fees over the next 3 years per approved white paper (Audit Measure CC Budget Establishment) dated 5/14/2019.</i>	\$67,476	
06/07/2019	<i>This budget transfer is to swap Measure J funds for Prop AA funds between the 40J-J94 Audit account and 40J-J99 District Bond Contingency account. This transfer will result in a net zero increase to the overall Audit budget. This budget transfer is necessary in order to ensure adequate funding of Prop AA audit fees over the next 3 years per approved white paper (Audit Measure CC Budget Establishment) dated 5/14/2019.</i>		(\$67,476)
06/12/2019	<i>40J-J90 Program Management - PMO rent Measure CC budget establishment per fully executed Measure CC funding request dated 5/20/2019. Please see attached documents for further reference.</i>	\$5,083,301	
07/24/2019	<i>40J-J90 Program Management - AECOM claim settlement Measure CC budget request per fully executed Measure CC funding request dated 7/1/2019. Please see attached documents for further reference.</i>	\$1,550,000	
09/13/2019	<i>This budget transfer is part of a series of transfers to swap Measure J funds for Prop A, AA and Measure CC funds between the 40J-J94 Audit account and 40J-J99 District Bond Contingency account, 10D-001 District Bond Contingency and 50A-A01 Measure CC Bond . This transfer will result in a net zero increase to the overall Audit budget. This budget transfer is necessary in order to ensure adequate funding of Prop A, AA and Measure CC audit fees over the next 3 years per approved white paper (Audit Budget Request for Bond Monitor Contract) dated 8/8/2019.</i>	\$113,850	

College Project Central Services

College Budget Changes/Adjustments Overview

College Project Central Services

BUDGET CHANGES ADD/DRAWDOWN DETAIL (Continued)

Date	Description	Add'd Funds Amt	Drawdown Amt
09/13/2019	<i>This budget transfer is part of a series of transfers to swap Measure J funds for Prop A, AA and Measure CC funds between the 40J-J94 Audit account and 40J-J99 District Bond Contingency account, 10D-001 District Bond Contingency and 50A-A01 Measure CC Bond . This transfer will result in a net zero increase to the overall Audit budget. This budget transfer is necessary in order to ensure adequate funding of Prop A, AA and Measure CC audit fees over the next 3 years per approved white paper (Audit Budget Request for Bond Monitor Contract) dated 8/8/2019.</i>	\$166,408	
09/13/2019	<i>This budget transfer is part of a series of transfers to swap Measure J funds for Prop A, AA and Measure CC funds between the 40J-J94 Audit account and 40J-J99 District Bond Contingency account, 10D-001 District Bond Contingency and 50A-A01 Measure CC Bond . This transfer will result in a net zero increase to the overall Audit budget. This budget transfer is necessary in order to ensure adequate funding of Prop A, AA and Measure CC audit fees over the next 3 years per approved white paper (Audit Budget Request for Bond Monitor Contract) dated 8/8/2019.</i>		(\$1,262,461)
09/13/2019	<i>This budget transfer will allocate additional funds from the 40J-J99 District Bond Contingency to the 40J-J55 FF&E account in response to the Chief Facilities Executive request for furniture for the District Office of General Counsel (OGC) since the furniture is to support the new attorney who is 100% dedicated to the Bond Program. Due to the timing of the new attorney's arrival the furniture was purchased from the 40J Furniture, Fixtures, and Equipment budget which covers only the PMO/CPT FF&E. This budget transfer request is to replenish the 40J FF&E funds from the District Bond Contingency Budget.</i>	\$21,260	
09/13/2019	<i>This budget transfer is part of a series of transfers to swap Measure J funds for Prop A, AA and Measure CC funds between the 40J-J94 Audit account and 40J-J99 District Bond Contingency account, 10D-001 District Bond Contingency and 50A-A01 Measure CC Bond . This transfer will result in a net zero increase to the overall Audit budget. This budget transfer is necessary in order to ensure adequate funding of Prop A, AA and Measure CC audit fees over the next 3 years per approved white paper (Audit Budget Request for Bond Monitor Contract) dated 8/8/2019.</i>	\$982,203	
12/06/2019	<i>40J-X21.00 - Website and Digital Media - Project budget establishment per the fully executed Measure CC funding request dated 11/4/2019. Please see attached documents for further reference.</i>	\$270,000	
01/24/2020	<i>This budget transfer is to allocate additional funds from the District Bond Contingency to the District Wide - Other Consulting Services account. The funds are needed to cover a historical JE recorded in 6/2012 in the amount of \$17.87. The JE reclassified expenditures to each campus and a portion was allocated to the same account without available budget. This has been carried as a variance for several years under the Dashboard report. Refer to attached JE 12669 for further information.</i>	\$18	
05/14/2020	<i>40J-J87 OCIP - Initial Measure CC Project Budget Establishment per fully executed Measure CC funding request dated 4/30/2020. Please see attached documents for further reference.</i>	\$35,710,015	
07/17/2020	<i>Inter-Project Budget Transfer to reallocate remaining funds from 40J-JPVJOBS account to 40J-J99 District Bond Contingency to financially close the account. This account was closed-out in 2014 and the unallocated funds were moved to 40J-J95.01 and 40J-J95.02; however, a contract was closed out after 2014 which freed up this additional budget.</i>		(\$8,420)
09/02/2020	<i>This budget transfer is to allocate additional Measure J funds from 40J-J99.00 District Bond Contingency - Owners Contingency to 40J-J92.00 Corporate Center for the removal of the exiting window tint and installation of a high energy efficient 3M Sun Control Window film.</i>	\$250,000	

College Project Central Services

College Budget Changes/Adjustments Overview

College Project Central Services

BUDGET CHANGES ADD/DRAWDOWN DETAIL (Continued)

Date	Description	Add'd Funds Amt	Drawdown Amt
10/05/2020	<i>This budget change from 40J-J10.00 - Resource & Recovery to 40J-J99.00 District Bond Contingency is to decrease and close out 40J-J10 -Resource & Recovery. This transfer will closeout the project under Measure J. The unused budget is being transfer to the 40J-J99.00 account.</i>		(\$83,963)
07/13/2021	<i>This budget transfer is to allocate additional Measure J funds from 40J-J99.00 District Bond Contingency - Owners Contingency to 40J-J92.00 Corporate Center for the Elevator Access Card Security Upgrade and the Building Internet Connectivity for increased security and technology bandwidth. Per approved white paper dated 6/22/2021, see attached for further reference.</i>	\$342,677	
01/05/2022	<i>40J-C95.07 District Wide Integrated Energy Resource Plan - Corporate Center project budget establishment per the fully executed Measure CC funding request white paper dated 12/9/2021. Please see attached documents for further reference.</i>	\$34,880	
01/05/2022	<i>40J-595.07 District Wide Integrated Energy Resource Plan - Pierce project budget establishment per the fully executed Measure CC funding request white paper dated 12/9/2021. Please see attached documents for further reference.</i>	\$313,920	
01/05/2022	<i>40J-995.07 District Wide Integrated Energy Resource Plan - West project budget establishment per the fully executed Measure CC funding request white paper dated 12/9/2021. Please see attached documents for further reference.</i>	\$211,478	
01/06/2022	<i>40J-495.07 District Wide Integrated Energy Resource Plan - Mission project budget establishment per the fully executed Measure CC funding request white paper dated 12/9/2021. Please see attached documents for further reference.</i>	\$236,530	
01/06/2022	<i>40J-D95.07 District Wide Integrated Energy Resource Plan - District ESC project budget establishment per the fully executed Measure CC funding request white paper dated 12/9/2021. Please see attached documents for further reference.</i>	\$31,330	
01/06/2022	<i>40J-695.07 District Wide Integrated Energy Resource Plan - Southwest project budget establishment per the fully executed Measure CC funding request white paper dated 12/9/2021. Please see attached documents for further reference.</i>	\$211,478	
01/06/2022	<i>40J-895.07 District Wide Integrated Energy Resource Plan - Valley project budget establishment per the fully executed Measure CC funding request white paper dated 12/9/2021. Please see attached documents for further reference.</i>	\$305,200	
01/06/2022	<i>40J-G95.07 District Wide Integrated Energy Resource Plan - South Gate project budget establishment per the fully executed Measure CC funding request white paper dated 12/9/2021. Please see attached documents for further reference.</i>	\$31,330	
01/06/2022	<i>40J-795.07 District Wide Integrated Energy Resource Plan - Trade project budget establishment per the fully executed Measure CC funding request white paper dated 12/9/2021. Please see attached documents for further reference.</i>	\$278,768	
01/06/2022	<i>40J-295.07 District Wide Integrated Energy Resource Plan - East project budget establishment per the fully executed Measure CC funding request white paper dated 12/9/2021. Please see attached documents for further reference.</i>	\$297,635	

College Project Central Services

College Budget Changes/Adjustments Overview

College Project Central Services

BUDGET CHANGES ADD/DRAWDOWN DETAIL (Continued)

Date	Description	Add'd Funds Amt	Drawdown Amt
01/06/2022	40J-395.07 District Wide Integrated Energy Resource Plan - Harbor project budget establishment per the fully executed Measure CC funding request white paper dated 12/9/2021. Please see attached documents for further reference.	\$236,530	
01/06/2022	40J-195.07 District Wide Integrated Energy Resource Plan - City project budget establishment per the fully executed Measure CC funding request white paper dated 12/9/2021. Please see attached documents for further reference.	\$295,663	
01/11/2022	40J-N95.07 District Wide Integrated Energy Plan Resource Plan - Northeast project budget establishment per the fully executed Measure CC funding request white paper dated 12/9/2021. Please see attached documents for further reference.	\$33,790	
01/20/2022	40J-495.07 District Wide Integrated Energy Resource Plan - Mission Budget Original ORIGINAL-0490-CC Correction. The original amount was wrong. Deducting \$18,344.70 from Master Planning/IER and Deducting \$185.30 from Master Planning/IER Reimbursables.		(\$18,530)
01/25/2022	40J.295.08 - District-Wide Design Guidelines & Facility _ Campus Standards - East project budget establishment per the fully executed Measure CC funding request white paper dated 12/21/2021. Please see attached documents for further reference.	\$387,974	
01/25/2022	40J.495.08 - District-Wide Design Guidelines & Facility _ Campus Standards - Mission project budget establishment per the fully executed Measure CC funding request white paper dated 12/21/2021. Please see attached documents for further reference.	\$151,315	
01/25/2022	40J.595.08 - District-Wide Design Guidelines & Facility _ Campus Standards - Pierce project budget establishment per the fully executed Measure CC funding request white paper dated 12/21/2021. Please see attached documents for further reference.	\$147,602	
01/25/2022	40J.995.08 - District-Wide Design Guidelines & Facility _ Campus Standards - West project budget establishment per the fully executed Measure CC funding request white paper dated 12/21/2021. Please see attached documents for further reference.	\$142,792	
01/25/2022	40J.395.08 - District-Wide Design Guidelines & Facility _ Campus Standards - Harbor project budget establishment per the fully executed Measure CC funding request white paper dated 12/21/2021. Please see attached documents for further reference.	\$141,002	
01/25/2022	40J.795.08 - District-Wide Design Guidelines & Facility _ Campus Standards - Trade project budget establishment per the fully executed Measure CC funding request white paper dated 12/21/2021. Please see attached documents for further reference.	\$269,462	
01/25/2022	40J-195.08 District-Wide Design Guidelines & Facility/Campus Standards – City project budget establishment per the fully executed Measure CC funding request white paper dated 12/21/2021. Please see attached documents for further reference.	\$249,256	
01/28/2022	40J.695.08 - District-Wide Design Guidelines & Facility _ Campus Standards - SouthWest project budget establishment per the fully executed Measure CC funding request white paper dated 12/21/2021. Please see attached documents for further reference.	\$162,117	
01/28/2022	40J.895.08 - District-Wide Design Guidelines & Facility _ Campus Standards - Valley project budget establishment per the fully executed Measure CC funding request white paper dated 12/21/2021. Please see attached documents for further reference.	\$198,480	

College Project Central Services

College Budget Changes/Adjustments Overview

College Project Central Services

BUDGET CHANGES ADD/DRAWDOWN DETAIL (Continued)

Date	Description	Add'd Funds Amt	Drawdown Amt
05/26/2022	<i>This is to establish the college projects and the initial Measure J budget of \$11,120,000 for the new Program Management Information System (PMIS) - college wide. Initial costs would include license costs and maintenance, configurations and integrations, implementation, on-boarding and roll-out, data migration, reports and dashboards, on-going support, and hosting/hardware costs. See attached White Paper dated 5/22/2022 for District approval and additional information.</i>	\$11,120,000	
07/06/2022	<i>This budget change is part of a series of transfers to swap Measure CC funds for Prop A, AA and Measure J funds between the 40J-J90 Program Management account and 40J-J99 District Bond Contingency and 10D-001 District Bond Contingency accounts. This transfer will result in a net zero increase to the overall Program Management budget. This budget change is necessary in order to ensure that the Central Services budget is aligned with the allocation of activity between bonds per white paper (Central Services Fund Swap Request) dated 6/24/2022.</i>	\$2,524,017	
07/06/2022	<i>This budget change is part of a series of transfers to swap Measure CC funds for Prop A, AA and Measure J funds between the 40J-J86 Legal account and 40J-J99 District Bond Contingency and 10D-001 District Bond Contingency accounts. This transfer will result in a net zero increase to the overall Program Management budget. This budget change is necessary in order to ensure that the Central Services budget is aligned with the allocation of activity between bonds per white paper (Central Services Fund Swap Request) dated 6/24/2022.</i>		(\$1,051,377)
07/06/2022	<i>This budget change is part of a series of transfers to swap Measure CC funds for Prop A, AA and Measure J funds between the 40J-J86 Legal account and 40J-J99 District Bond Contingency and 10D-001 District Bond Contingency accounts. This transfer will result in a net zero increase to the overall Program Management budget. This budget change is necessary in order to ensure that the Central Services budget is aligned with the allocation of activity between bonds per white paper (Central Services Fund Swap Request) dated 6/24/2022.</i>	\$287,827	
07/06/2022	<i>This budget change is part of a series of transfers to swap Measure J funds for Prop A, AA and Measure CC funds between the 40J-J94 Audit account and 40J-J99 District Bond Contingency and 10D-001 District Bond Contingency accounts. This transfer will result in a net zero increase to the overall Program Management budget. This budget change is necessary in order to ensure that the Central Services budget is aligned with the allocation of activity between bonds per white paper (Central Services Fund Swap Request) dated 6/24/2022.</i>		(\$917,289)
07/06/2022	<i>This budget change is part of a series of transfers to swap Measure CC funds for Prop A, AA and Measure J funds between the 40J-J90 Program Management account and 40J-J99 District Bond Contingency and 10D-001 District Bond Contingency accounts. This transfer will result in a net zero increase to the overall Program Management budget. This budget change is necessary in order to ensure that the Central Services budget is aligned with the allocation of activity between bonds per white paper (Central Services Fund Swap Request) dated 6/24/2022.</i>	\$35,288,826	
07/06/2022	<i>This budget change is part of a series of transfers to swap Measure CC funds for Prop A, AA and Measure J funds between the 40J-J90 Program Management account and 40J-J99 District Bond Contingency and 10D-001 District Bond Contingency accounts. This transfer will result in a net zero increase to the overall Program Management budget. This budget change is necessary in order to ensure that the Central Services budget is aligned with the allocation of activity between bonds per white paper (Central Services Fund Swap Request) dated 6/24/2022.</i>	\$1,243,478	

College Project Central Services

College Budget Changes/Adjustments Overview

College Project Central Services

BUDGET CHANGES ADD/DRAWDOWN DETAIL (Continued)

Date	Description	Add'd Funds Amt	Drawdown Amt
07/06/2022	<i>This budget change is part of a series of transfers to swap Measure CC funds for Prop A, AA and Measure J funds between the 40J-J90 Program Management account and 40J-J99 District Bond Contingency and 10D-001 District Bond Contingency accounts. This transfer will result in a net zero increase to the overall Program Management budget. This budget change is necessary in order to ensure that the Central Services budget is aligned with the allocation of activity between bonds per white paper (Central Services Fund Swap Request) dated 6/24/2022.</i>		(\$39,056,320)
07/06/2022	<i>This budget change is part of a series of transfers to swap Measure CC funds for Prop A, AA and Measure J funds between the 40J-J86 Legal account and 40J-J99 District Bond Contingency and 10D-001 District Bond Contingency accounts. This transfer will result in a net zero increase to the overall Program Management budget. This budget change is necessary in order to ensure that the Central Services budget is aligned with the allocation of activity between bonds per white paper (Central Services Fund Swap Request) dated 6/24/2022.</i>	\$601,288	
07/06/2022	<i>This budget change is part of a series of transfers to swap Measure J funds for Prop A, AA and Measure CC funds between the 40J-J94 Audit account and 40J-J99 District Bond Contingency and 10D-001 District Bond Contingency accounts. This transfer will result in a net zero increase to the overall Program Management budget. This budget change is necessary in order to ensure that the Central Services budget is aligned with the allocation of activity between bonds per white paper (Central Services Fund Swap Request) dated 6/24/2022.</i>	\$143,392	
07/06/2022	<i>This budget change is part of a series of transfers to swap Measure J funds for Prop A, AA and Measure CC funds between the 40J-J94 Audit account and 40J-J99 District Bond Contingency and 10D-001 District Bond Contingency accounts. This transfer will result in a net zero increase to the overall Program Management budget. This budget change is necessary in order to ensure that the Central Services budget is aligned with the allocation of activity between bonds per white paper (Central Services Fund Swap Request) dated 6/24/2022.</i>	\$128,166	
07/06/2022	<i>This budget change is part of a series of transfers to swap Measure CC funds for Prop A, AA and Measure J funds between the 40J-J86 Legal account and 40J-J99 District Bond Contingency and 10D-001 District Bond Contingency accounts. This transfer will result in a net zero increase to the overall Program Management budget. This budget change is necessary in order to ensure that the Central Services budget is aligned with the allocation of activity between bonds per white paper (Central Services Fund Swap Request) dated 6/24/2022.</i>	\$162,262	
07/06/2022	<i>This budget change is part of a series of transfers to swap Measure J funds for Prop A, AA and Measure CC funds between the 40J-J94 Audit account and 40J-J99 District Bond Contingency and 10D-001 District Bond Contingency accounts. This transfer will result in a net zero increase to the overall Program Management budget. This budget change is necessary in order to ensure that the Central Services budget is aligned with the allocation of activity between bonds per white paper (Central Services Fund Swap Request) dated 6/24/2022.</i>	\$645,731	
09/14/2022	<i>The CED personnel are part of "bench" of qualified firms that provide Program Management Office (PMO) - Community Economic Development Services. The previously established budget for CED personnel is almost exhausted and is not sufficient to cover the continuation of this service. The total additional funding of \$2,879,265.79 will be allocated to all nine (9) colleges per the attached White Paper dated 8/29/2022.</i>	\$2,879,266	

College Project Central Services

College Budget Changes/Adjustments Overview

College Project Central Services

BUDGET CHANGES ADD/DRAWDOWN DETAIL (Continued)

Date	Description	Add'd Funds Amt	Drawdown Amt
09/26/2022	<i>This budget change request is for additional Measure J funds for the Corporate Center project 2nd floor expansion, 5th floor additional wall and door for the District Executive area and AV upgrades to the 5th floor Executive Conference Room and Boardroom as per the approved White Paper dated 8/19/2022 attached.</i>	\$444,360	
11/02/2022	<i>This budget original is to establish and fund the 9 new Facilities Equipment Asset Management subprojects and one holding account per the approved White Paper dated 9/23/2022. These new projects were established to perform facilities equipment asset management such as asset tagging (QR) of relevant assets/equipment. Perform QA/QC on drawings and import all new buildings, floor plans, room numbers and assets into the District's digital facilities systems that will work with the Asset Tags. Provide professional services to integrate common floor plans into digital facilities system. Provide professional services to ensure facilities related systems are utilizing open architecture protocols and Internet Protocol for interoperability. Develop remote access standards, and program systems access into District Provided iPads.</i>	\$3,886,100	
02/07/2023	<i>40J-J92.01 Corporate Center - District Security Offices Original Budget Establishment per Measure CC funding request per white paper dated 1/19/2023. Please see attached documents for further reference.</i>	\$39,000	
02/15/2023	<i>40J-J95.10 Building Renewal Study Initiative project original budget establishment per Measure CC Fund / Project Request White Paper dated 1/13/2023. Please see attached documents for further reference.</i>	\$9,790,000	
03/27/2023	<i>Additional Measure J funds in the amount of \$221,828 to the Corporate Center project, per fully executed White Paper dated 2/23/2023</i>	\$221,828	
03/30/2023	<i>The purpose of this budget transfer is to establish and fund Proposition AA Specialty Consulting account in the total amount of \$7,437 from the District Reserve – Owner's Reserve account. The establishment of this budget is for Bond Bank Fees.</i>	\$7,437	
04/05/2023	<i>The purpose of this Original Budget is to establish and fund Proposition A Specialty Consulting account for Bond Bank Fees per the White Paper dated 2/13/2023.</i>	\$4,833	
06/07/2023	<i>40J-J90 Program Management - Additional Measure CC Project Budget Request per fully executed Measure CC funding request. Please see White Paper dated 05/05/2023 attached.</i>	\$54,721,190	
06/12/2023	<i>40J-J90 Program Management - Initial Measure LA Project Budget Establishment per fully executed Measure LA funding request. Please see White Paper dated 05/05/2023 attached.</i>	\$19,959,079	
06/22/2023	<i>40J-J94 Audit - Additional Measure LA Project Budget Request per fully executed White Paper dated 05/30/2023 attached.</i>	\$1,034,501	
06/22/2023	<i>40J-J94 Audit - Additional Measure CC Project Budget Request per fully executed White Paper dated 05/30/2023 attached.</i>	\$2,636,772	
07/03/2023	<i>40J-J94 Audit - Additional Measure J Project Budget Request per fully executed White Paper dated 05/30/2023 attached.</i>	\$1,066,537	
07/17/2023	<i>40J-J86 Legal - Additional Measure J Project Budget Request per fully executed White Paper dated 06/01/2023 attached.</i>	\$1,872,965	

College Project Central Services

College Budget Changes/Adjustments Overview

College Project Central Services

BUDGET CHANGES ADD/DRAWDOWN DETAIL (Continued)

Date	Description	Add'd Funds Amt	Drawdown Amt
07/17/2023	40J-J86 Legal - Additional Measure LA Project Budget Request per fully executed White Paper dated 06/01/2023 attached.	\$2,207,800	
07/17/2023	40J-J86 Legal - Additional Measure CC Project Budget Request per fully executed White Paper dated 06/01/2023 attached.	\$3,118,508	
07/18/2023	40J-J95.04 - District-Wide Planning – Specialty Consulting Additional Measure CC Project Budget Request.	\$3,196,821	
07/18/2023	40J-J28 Program Planning Support Measure CC Funding per attached White Paper 05/31/2023.	\$5,000,000	
07/21/2023	Additional Measure J funds in the amount of \$893,000 to the Corporate Center project, per fully executed White Paper dated 7/07/2023	\$893,000	
07/25/2024	40J-195.05 thru 40J-995.05 Labor Compliance PMO Program Management services - districtwide additional Measure CC budget request for the current fiscal year 2024-25. This request was approved per the attached White Paper dated 07/02/2024 to allocate additional Measure CC funds in the amount of \$718,520.00 for all the nine colleges below. This request is part 1 of 2 of the budget request totaling \$4,641,032.00. The remaining additional budget of \$3,922,512.00 will be processed under a separate Measure LA funding request.	\$718,520	
08/08/2024	40J-195.05 thru 40J-995.05 Labor Compliance PMO Program Management services - districtwide additional Measure LA budget request for a 3-Year forecast covering the fiscal years 2025-2028. This request was approved per the attached White Paper dated 07/02/2024 to allocate additional Measure LA funds in the amount of \$3,922,512.00 for all the nine colleges below. This request is part 2 of 2 of the budget request totaling \$4,641,032.00. The remaining budget of \$718,520.00 will be processed under a separate Measure CC funding request in Changes-1412-CC.	\$3,922,512	
12/20/2024	40J-J95.06 District Central Services - Specialty Consulting - All Nine Colleges - Establish Original Measure LA Funds for Program Management fees covering FY 2025 thru 2027 as requested on the attached White Paper dated 11/8/2024. See attached document for additional information.	\$2,225,203	

Retire District Debt & Refinance

College Budget Changes/Adjustments Overview

Retire District Debt & Refinance

BUDGET CHANGES

The following budget changes that impact the college funding level are approved by or coordinated with the district; as a result of a reconciliation, analysis, or receipt of additional funds (i.e.: settlements, grants, rebates etc.).

Description	Amount
Fund Total (July 2016 Dashboard)	\$117,161,451
Add/Drawdown Net	\$1,391,023
	\$118,552,474

BUDGET CHANGES ADD/DRAWDOWN DETAIL

Date	Description	Add'd Funds Amt	Drawdown Amt
05/26/2017	<i>This budget transfer within the District Bond Contingency is to allocate additional budget for Prop AA Arbitrage. Per white paper dated 3/1/17 "Bond Reconciliation items (between LACCD and District) that require budget transfers from District Bond Contingency to Projects".</i>	\$2,475,481	
09/29/2017	<i>This budget transfer is to move the budget surplus under District Service Costs to District Reserve - Owner's Reserve. This budget surplus became available after JE 15474 was processed per the request from the District to reduce the calculated Debt amount recorded in 2/2012.</i>		(\$1,084,458)
07/30/2018	<i>10D-000.03 - Debt Service Cost - Initial Measure CC Project Budget Establishment per fully executed Measure CC funding request. Please see attached documents for further reference.</i>	\$5,000,000	
06/30/2021	<i>Budget Change - Transfer Prop A Debt Services budget to District Bond Contingency account to close out Prop A Debt Services account per fully executed white paper dated 5/19/2021. Please see attached documents for further reference.</i>		(\$2,500,000)
06/30/2021	<i>Budget Change - Transfer Prop AA Debt Services budget to District Bond Contingency account to close out Prop AA Debt Services account per fully executed white paper dated 5/19/2021. Please see attached documents for further reference.</i>		(\$2,500,000)